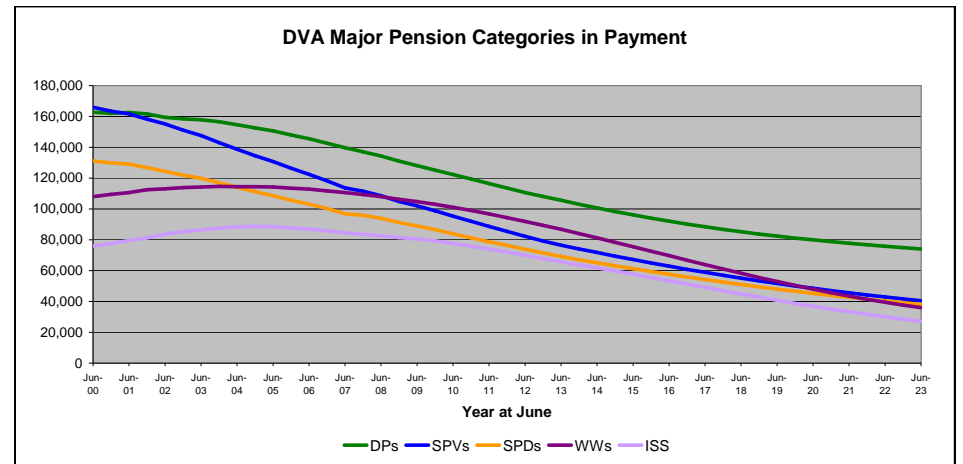
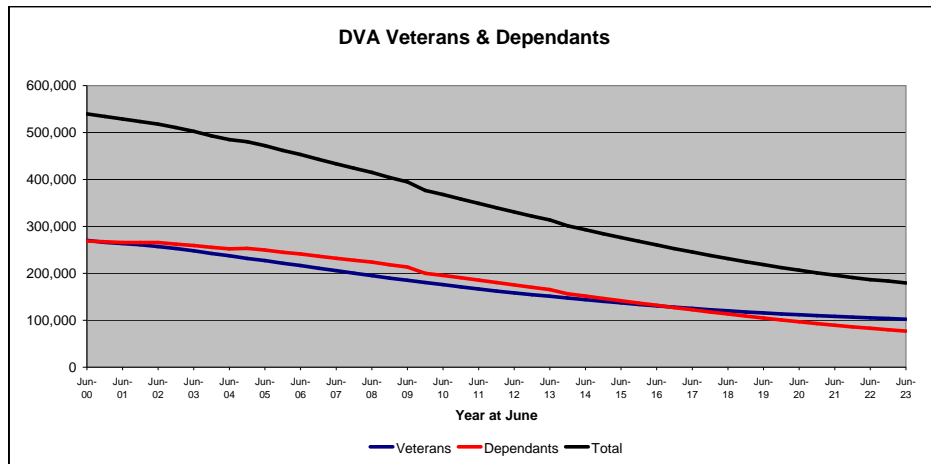


# DVA PROJECTED BENEFICIARY NUMBERS WITH ACTUALS TO 30 JUNE 2013 - AUSTRALIA

Executive Summary of DVA Beneficiaries in Receipt of Pension(s), Allowance(s) or Health Care Under the Veterans' Entitlements Act 1986

BENEFICIARY CATEGORY	ACTUAL DATA													FORECAST DATA										
	June 2000	June 2001	June 2002	June 2003	June 2004	June 2005	June 2006	June 2007	June 2008	June 2009	June 2010	June 2011	June 2012	June 2013	June 2014	June 2015	June 2016	June 2017	June 2018	June 2019	June 2020	June 2021	June 2022	June 2023
<b>Veterans</b>																								
Disability Pensioners in Payment (DP)	162,730	162,505	159,425	157,865	154,602	150,615	145,546	139,727	134,311	128,146	122,355	116,498	110,644	105,705	100,700	96,200	92,100	88,400	85,200	82,400	80,000	77,800	75,800	74,100
Age Pension Veterans (APV) (Included Above)	n/a	n/a	4,452	4,233	3,969	3,864	3,771	3,579	3,451	3,261	3,006	2,771	2,562	2,405	2,200	2,100	1,900	1,800	1,700	1,500	1,400	1,300	1,300	1,200
Service Pension Veterans (SPV)	165,940	161,655	155,099	147,617	138,740	130,719	122,458	113,698	108,580	102,053	95,363	88,652	82,229	76,523	71,800	67,200	62,900	58,900	55,200	51,700	48,500	45,600	42,900	40,500
Overlap Between DPs and SPVs	87,444	88,124	87,127	85,653	83,012	79,753	75,811	71,206	69,159	65,831	62,077	58,300	54,638	51,371	48,700	46,100	43,600	41,200	38,900	36,800	34,800	32,800	31,000	29,300
Treatment / Pharmaceutical Cards or Allowances Only Recipients	28,993	27,430	29,550	28,209	27,049	25,653	24,375	23,696	21,579	20,923	20,353	19,803	19,974	20,383	20,100	19,700	19,400	19,000	18,600	18,300	18,000	17,700	17,400	17,200
<b>Total Veterans</b>	<b>270,219</b>	<b>263,466</b>	<b>256,947</b>	<b>248,038</b>	<b>237,379</b>	<b>227,234</b>	<b>216,568</b>	<b>205,915</b>	<b>195,311</b>	<b>185,291</b>	<b>175,994</b>	<b>166,653</b>	<b>158,209</b>	<b>151,240</b>	<b>143,900</b>	<b>137,100</b>	<b>130,800</b>	<b>125,200</b>	<b>120,100</b>	<b>115,600</b>	<b>111,700</b>	<b>108,300</b>	<b>105,200</b>	<b>102,400</b>
<b>Dependants</b>																								
Service Pension Dependants (SPD)	131,136	129,040	124,419	119,887	114,011	108,598	103,110	96,864	93,959	88,972	83,879	78,716	73,827	69,174	65,100	61,300	57,600	54,200	51,000	48,000	45,300	42,700	40,300	38,200
War Widow(er)s (WW)	107,953	110,656	113,059	114,235	114,418	114,239	112,882	110,590	108,023	104,760	101,090	96,761	91,925	86,865	81,300	75,600	69,700	64,000	58,300	53,000	48,000	43,500	39,500	36,000
Orphans (O)	410	382	344	298	270	239	222	198	193	201	190	187	179	171	170	170	160	150	140	130	130	120	100	80
Children of Disabled Veterans (DC)	3,165	1,690	1,404	243	206	170	131	91	49	14	0	0	0	0	0	0	0	0	0	0	0	0	0	0
Adequate Means of Support (AMS) (a)	683	657	600	576	555	539	517	500	485	469	449	431	419	408	400	400	400	390	390	380	370	370	360	360
Disability Pension Wives / Widow(er)s (DPD)	56,596	51,148	47,016	43,078	39,399	35,878	32,666	29,627	26,815	24,299	0	0	0	0	0	0	0	0	0	0	0	0	0	0
Commonwealth Seniors Health Cards (CSHC)	n/a	n/a	3,374	3,537	4,018	5,330	5,808	6,119	5,188	4,752	4,153	4,100	3,849	3,694	0	0	0	0	0	0	0	0	0	0
Age Pension Partners (APP)	n/a	n/a	3,010	2,862	2,694	2,662	2,614	2,489	2,445	2,311	2,161	2,008	1,850	1,716	1,600	1,500	1,400	1,300	1,200	1,100	1,100	1,000	900	900
Overlap Between Dependant Categories	n/a	n/a	n/a	25,912	24,060	27,801	26,039	24,201	22,993	20,910	3,819	3,611	3,236	2,923	2,700	2,600	2,400	2,200	2,000	1,900	1,700	1,600	1,500	0
DFISA Dependants Only	9,444	9,061	8,993	9,691	8,285	7,282	6,974	6,567	6,228	6,228	6,228	6,228	6,228	6,228	6,200	6,100	6,100	6,100	6,100	6,100	6,200	6,300	6,400	6,400
Other Allowances or Benefits Only	n/a	n/a	n/a	355	730	372	264	646	103	173	0	0	0	0	0	0	0	0	0	0	0	0	0	0
<b>Total Dependants</b>	<b>269,010</b>	<b>265,618</b>	<b>265,848</b>	<b>259,159</b>	<b>252,241</b>	<b>249,670</b>	<b>241,236</b>	<b>231,916</b>	<b>223,958</b>	<b>213,326</b>	<b>195,385</b>	<b>185,566</b>	<b>175,380</b>	<b>165,333</b>	<b>151,600</b>	<b>141,700</b>	<b>131,900</b>	<b>122,500</b>	<b>113,400</b>	<b>104,800</b>	<b>96,800</b>	<b>89,500</b>	<b>82,900</b>	<b>77,000</b>
<b>Overlap Between Total Veterans and Dependants</b>	n/a	n/a	4,832	4,760	4,739	4,677	4,703	4,497	4,301	4,046	3,564	3,290	2,968	2,693	2,500	2,400	2,200	2,100	2,000	1,900	1,800	1,700	1,600	0
<b>Beneficiaries - Net Total</b>	<b>539,873</b>	<b>528,699</b>	<b>517,963</b>	<b>502,437</b>	<b>484,881</b>	<b>472,227</b>	<b>453,101</b>	<b>433,334</b>	<b>414,968</b>	<b>394,810</b>	<b>367,815</b>	<b>348,929</b>	<b>330,621</b>	<b>313,880</b>	<b>293,000</b>	<b>276,400</b>	<b>260,500</b>	<b>245,500</b>	<b>231,500</b>	<b>218,600</b>	<b>206,700</b>	<b>196,100</b>	<b>186,500</b>	<b>179,400</b>



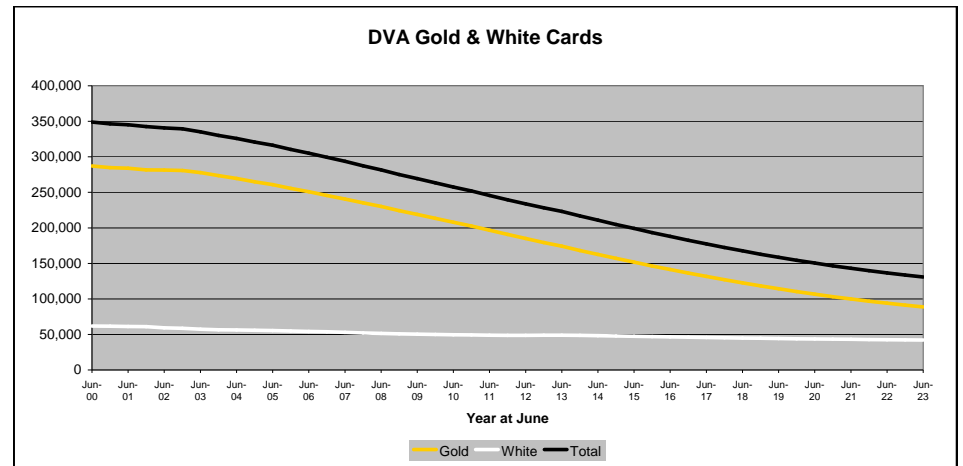
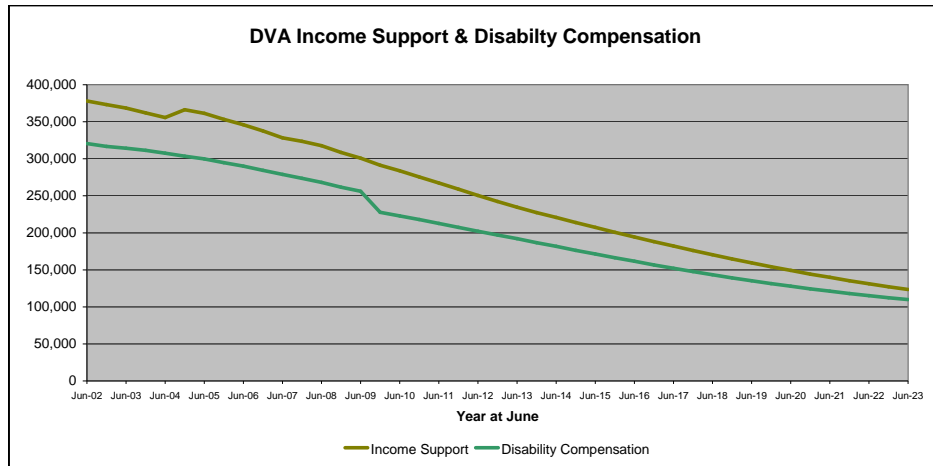
Date of Most Recent Actual Data : 28 June 2013  
Date When This Version is Current : 24 July 2013

Continued next page

# DVA PROJECTED BENEFICIARY NUMBERS WITH ACTUALS TO 30 JUNE 2013 - AUSTRALIA

Executive Summary of DVA Beneficiaries in Receipt of Pension(s), Allowance(s) or Health Care Under the Veterans' Entitlements Act 1986

BENEFICIARY CATEGORY (Subsets of Net Total Beneficiaries on Previous Page)	ACTUAL DATA													FORECAST DATA										
	June 2000	June 2001	June 2002	June 2003	June 2004	June 2005	June 2006	June 2007	June 2008	June 2009	June 2010	June 2011	June 2012	June 2013	June 2014	June 2015	June 2016	June 2017	June 2018	June 2019	June 2020	June 2021	June 2022	June 2023
Total Income Support Beneficiaries (a)	387,747	382,775	378,108	368,572	355,675	361,459	345,907	328,248	317,655	300,803	283,823	267,297	250,472	234,603	220,700	207,400	194,500	182,100	170,500	159,500	149,300	139,900	131,300	123,600
Total Disability Compensation Beneficiaries (b)	330,388	325,829	320,571	314,358	307,514	299,774	290,089	278,927	268,125	256,201	222,876	212,749	202,154	192,236	181,700	171,500	161,600	152,200	143,400	135,300	127,900	121,200	115,300	109,900
<b>Health Treatment Card Holders</b>																								
Gold Card Holders	287,066	283,925	281,448	277,747	269,544	260,864	250,957	240,642	230,224	218,858	207,945	196,619	185,031	174,168	162,700	151,800	141,500	131,700	122,700	114,400	106,800	100,000	94,000	88,800
White Card Holders	61,930	61,206	59,268	57,413	56,254	55,469	54,272	52,979	51,358	50,390	49,621	48,986	48,769	49,013	48,200	47,400	46,600	45,700	45,000	44,300	43,700	43,100	42,600	42,100
<b>Total Health Treatment Card Holders</b>	<b>348,996</b>	<b>345,131</b>	<b>340,716</b>	<b>335,160</b>	<b>325,798</b>	<b>316,333</b>	<b>305,229</b>	<b>293,621</b>	<b>281,582</b>	<b>269,248</b>	<b>257,566</b>	<b>245,605</b>	<b>233,800</b>	<b>223,181</b>	<b>211,000</b>	<b>199,200</b>	<b>188,000</b>	<b>177,500</b>	<b>167,600</b>	<b>158,600</b>	<b>150,500</b>	<b>143,200</b>	<b>136,700</b>	<b>130,900</b>
<b>Other Categories of Interest</b>																								
Income Support Supplement (ISS)	76,000	79,491	83,741	86,443	88,269	88,493	87,003	84,471	82,550	80,521	77,584	73,970	69,989	65,730	61,800	57,700	53,400	49,200	44,900	40,800	36,900	33,300	30,100	27,200
Total Age Pensioners (AP)	8,355	7,872	7,462	7,095	6,663	6,526	6,385	6,068	5,896	5,572	5,167	4,779	4,412	4,121	3,800	3,600	3,300	3,100	2,900	2,700	2,500	2,300	2,200	2,100
Total Commonwealth Seniors Health Cards (CSHC)	6,316	4,717	7,387	7,530	7,992	9,975	10,685	11,086	9,279	8,390	7,269	7,014	6,428	6,069	5,700	5,400	5,100	4,800	4,500	4,200	3,900	3,700	3,400	3,300
Repatriation Pharmaceutical Benefits Cards (RPBC)			21,726	20,672	19,284	17,874	16,438	14,963	13,395	11,951	10,614	9,293	7,996	6,817	5,800	4,900	4,000	3,300	2,600	2,100	1,600	1,200	900	700
DFISA Total						22,141	21,182	20,793	22,227	19,660	18,678	17,941	17,050	16,159	15,500	15,000	14,700	14,500	14,400	14,300	14,200	14,100	14,100	14,100

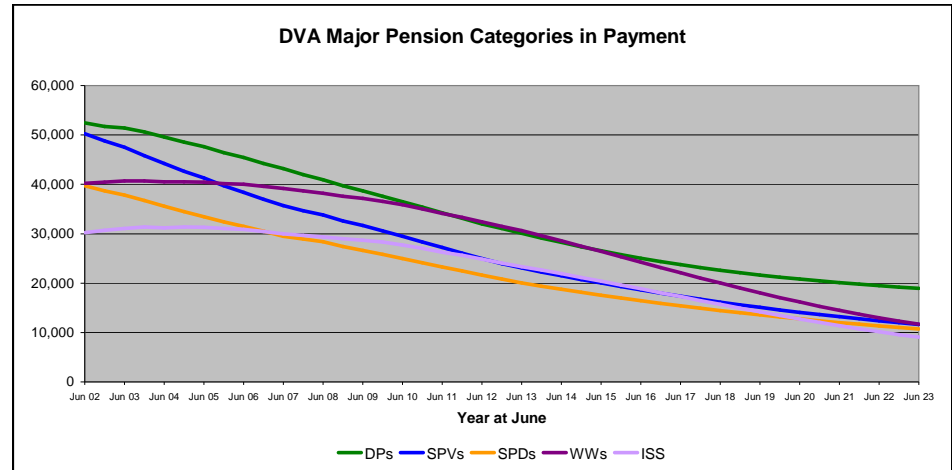
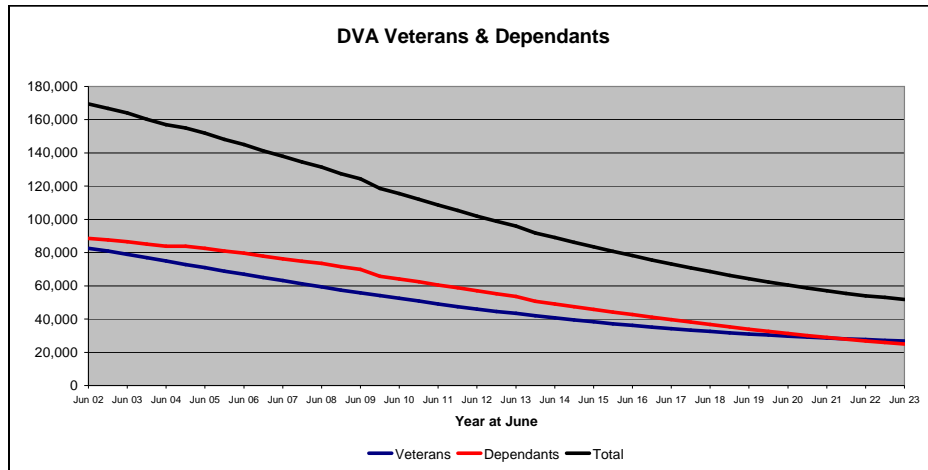


Date of Most Recent Actual Data : 28 June 2013  
Date When This Version is Current : 24 July 2013

# DVA PROJECTED BENEFICIARY NUMBERS WITH ACTUALS TO 30 JUNE 2013 - NEW SOUTH WALES

Executive Summary of DVA Beneficiaries in Receipt of Pension(s), Allowance(s) or Health Care Under the Veterans' Entitlements Act 1986

BENEFICIARY CATEGORY	ACTUAL DATA														FORECAST DATA										
	June 2000	June 2001	June 2002	June 2003	June 2004	June 2005	June 2006	June 2007	June 2008	June 2009	June 2010	June 2011	June 2012	June 2013	June 2014	June 2015	June 2016	June 2017	June 2018	June 2019	June 2020	June 2021	June 2022	June 2023	
<b>Veterans :</b>																									
Disability Pensioners in Payment (DP)	n/a	n/a	52,436	51,441	49,576	47,639	45,435	43,181	40,964	38,654	36,510	34,235	31,988	30,119	28,200	26,600	25,100	23,800	22,600	21,700	20,800	20,100	19,500	18,900	
Age Pension Veterans (APV) (Included Above)	n/a	n/a	1,654	1,567	1,459	1,423	1,371	1,281	1,230	1,159	1,055	959	868	791	700	700	600	500	500	400	400	400	300	300	
Service Pension Veterans (SPV)	n/a	n/a	50,274	47,486	44,205	41,292	38,366	35,676	33,825	31,649	29,497	27,210	24,954	23,067	21,500	20,000	18,600	17,400	16,200	15,100	14,100	13,200	12,400	11,600	
Overlap Between DPs and SPVs	n/a	n/a	29,898	29,090	27,599	26,173	24,525	22,931	22,028	20,748	19,371	17,961	16,535	15,326	14,400	13,400	12,500	11,700	10,900	10,200	9,600	9,000	8,400	7,900	
Treatment / Pharmaceutical Cards or Allowances Only Recipients	n/a	n/a	9,692	9,161	8,763	8,200	7,709	7,280	6,612	6,262	5,928	5,671	5,566	5,556	5,400	5,200	5,000	4,900	4,700	4,600	4,400	4,300	4,200	4,200	
<b>Total Veterans</b>	<b>n/a</b>	<b>n/a</b>	<b>82,503</b>	<b>78,998</b>	<b>74,945</b>	<b>70,958</b>	<b>66,985</b>	<b>63,206</b>	<b>59,373</b>	<b>55,817</b>	<b>52,564</b>	<b>49,155</b>	<b>45,973</b>	<b>43,416</b>	<b>40,800</b>	<b>38,400</b>	<b>36,200</b>	<b>34,200</b>	<b>32,500</b>	<b>31,100</b>	<b>29,800</b>	<b>28,700</b>	<b>27,700</b>	<b>26,800</b>	
<b>Dependants :</b>																									
Service Pension Dependants (SPD)	n/a	n/a	39,726	37,849	35,586	33,468	31,483	29,488	28,393	26,619	24,994	23,287	21,640	20,055	18,800	17,600	16,400	15,400	14,500	13,600	12,800	12,000	11,400	10,700	
War Widow(er)s (WW)	n/a	n/a	40,182	40,692	40,525	40,454	40,000	39,151	38,214	37,136	35,855	34,128	32,431	30,652	28,600	26,400	24,300	22,100	20,000	18,100	16,200	14,500	13,000	11,700	
Orphans (O)	n/a	n/a	108	86	75	80	71	67	63	71	53	47	47	47	50	50	50	40	40	30	30	30	20	20	
Children of Disabled Veterans (DC)	n/a	n/a	171	106	92	80	67	50	25	6	0	0	0	0	0	0	0	0	0	0	0	0	0	0	
Adequate Means of Support (AMS) (a)	n/a	n/a	193	191	184	178	173	165	158	155	150	145	139	136	130	130	130	130	130	120	120	120	120	110	
Disability Pension Wives / Widow(er)s (DPD)	n/a	n/a	15,008	13,710	12,495	11,328	10,272	9,275	8,344	7,492	0	0	0	0	0	0	0	0	0	0	0	0	0	0	
Commonwealth Seniors Health Cards (CSHC)	n/a	n/a	1,065	1,067	1,065	1,605	1,689	1,783	1,512	1,391	1,206	1,183	1,136	1,108	0	0	0	0	0	0	0	0	0	0	
Age Pension Partners (APP)	n/a	n/a	1,077	1,017	951	945	926	876	867	811	754	692	624	557	500	500	400	400	400	300	300	300	300	200	
Overlap Between Dependant Categories	n/a	n/a	n/a	8,114	7,218	8,730	8,073	7,502	7,126	6,256	1,147	1,087	964	851	800	700	700	600	600	600	500	500	400	0	
DFISA Dependants Only						3,036	2,928	2,855	3,075	2,356	2,290	2,146	1,983	1,830	1,800	1,700	1,700	1,700	1,700	1,700	1,700	1,700	1,700	1,700	
Other Allowances or Benefits Only						74	56	111	22	63	0	0	0	0	0	0	0	0	0	0	0	0	0	0	
<b>Total Dependants</b>	<b>n/a</b>	<b>n/a</b>	<b>88,641</b>	<b>86,604</b>	<b>83,755</b>	<b>82,518</b>	<b>79,592</b>	<b>76,319</b>	<b>73,547</b>	<b>69,844</b>	<b>64,155</b>	<b>60,541</b>	<b>57,036</b>	<b>53,534</b>	<b>49,100</b>	<b>45,900</b>	<b>42,700</b>	<b>39,700</b>	<b>36,700</b>	<b>33,900</b>	<b>31,300</b>	<b>29,000</b>	<b>26,800</b>	<b>24,900</b>	
<b>Overlap Between Total Veterans and Dependants</b>	<b>n/a</b>	<b>n/a</b>	<b>1,625</b>	<b>1,625</b>	<b>1,626</b>	<b>1,591</b>	<b>1,601</b>	<b>1,541</b>	<b>1,469</b>	<b>1,367</b>	<b>1,203</b>	<b>1,089</b>	<b>1,018</b>	<b>914</b>	<b>900</b>	<b>800</b>	<b>800</b>	<b>700</b>	<b>700</b>	<b>600</b>	<b>600</b>	<b>600</b>	<b>500</b>	<b>0</b>	
<b>Beneficiaries - Net Total</b>	<b>n/a</b>	<b>n/a</b>	<b>169,519</b>	<b>163,977</b>	<b>157,074</b>	<b>151,885</b>	<b>144,976</b>	<b>137,984</b>	<b>131,451</b>	<b>124,363</b>	<b>115,516</b>	<b>108,607</b>	<b>101,991</b>	<b>96,036</b>	<b>89,000</b>	<b>83,400</b>	<b>78,100</b>	<b>73,200</b>	<b>68,600</b>	<b>64,300</b>	<b>60,500</b>	<b>57,100</b>	<b>54,000</b>	<b>51,800</b>	



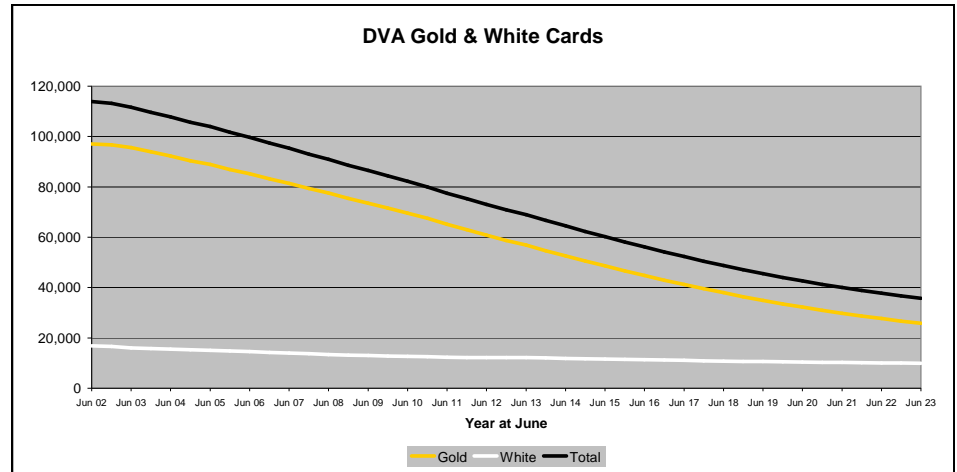
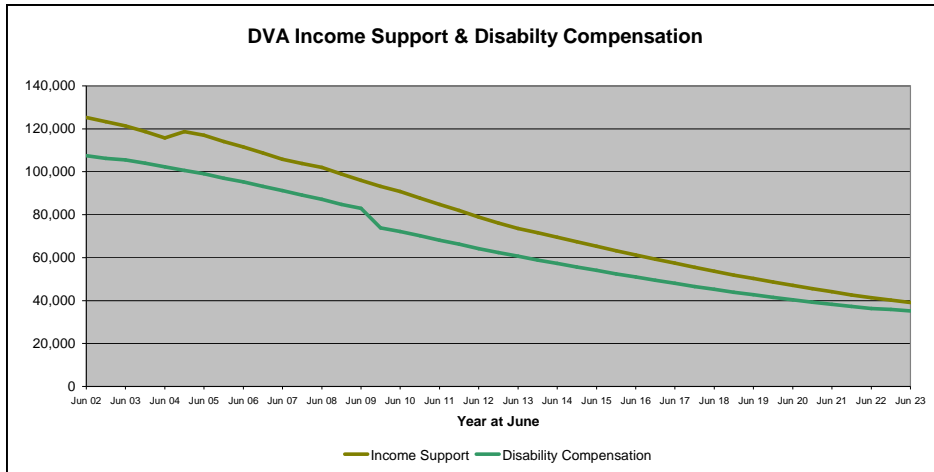
Date of Most Recent Actual Data : 28 June 2013  
Date When This Version is Current : 24 July 2013

Continued next page

# DVA PROJECTED BENEFICIARY NUMBERS WITH ACTUALS TO 30 JUNE 2013 - NEW SOUTH WALES

Executive Summary of DVA Beneficiaries in Receipt of Pension(s), Allowance(s) or Health Care Under the Veterans' Entitlements Act 1986

BENEFICIARY CATEGORY (Subsets of Net Total Beneficiaries on Previous Page)	ACTUAL DATA													FORECAST DATA										
	June 2000	June 2001	June 2002	June 2003	June 2004	June 2005	June 2006	June 2007	June 2008	June 2009	June 2010	June 2011	June 2012	June 2013	June 2014	June 2015	June 2016	June 2017	June 2018	June 2019	June 2020	June 2021	June 2022	June 2023
Total Income Support Beneficiaries (a)	n/a	n/a	125,327	121,347	115,765	117,077	111,603	105,812	102,001	96,032	90,761	84,838	78,944	73,521	69,600	65,400	61,300	57,400	53,700	50,300	47,000	44,100	41,400	39,100
Total Disability Compensation Beneficiaries (b)	n/a	n/a	107,432	105,551	102,274	99,102	95,364	91,253	87,158	82,930	72,155	68,170	64,251	60,634	57,300	54,100	51,000	48,000	45,200	42,700	40,300	38,200	36,400	35,100
<b>Health Treatment Card Holders :</b>																								
Gold Card Holders	n/a	n/a	96,995	95,667	92,244	88,901	85,172	81,423	77,541	73,472	69,607	65,139	60,825	56,862	52,600	48,600	44,800	41,200	38,000	35,000	32,200	29,800	27,700	25,800
White Card Holders	n/a	n/a	16,908	15,989	15,507	15,056	14,562	13,987	13,379	13,013	12,643	12,346	12,154	12,152	11,900	11,600	11,300	11,100	10,800	10,600	10,400	10,200	10,100	9,900
<b>Total Health Treatment Card Holders</b>	<b>n/a</b>	<b>n/a</b>	<b>113,902</b>	<b>111,656</b>	<b>107,751</b>	<b>103,957</b>	<b>99,734</b>	<b>95,410</b>	<b>90,920</b>	<b>86,485</b>	<b>82,250</b>	<b>77,485</b>	<b>72,979</b>	<b>69,014</b>	<b>64,500</b>	<b>60,200</b>	<b>56,100</b>	<b>52,300</b>	<b>48,800</b>	<b>45,500</b>	<b>42,600</b>	<b>40,100</b>	<b>37,800</b>	<b>35,800</b>
<b>Other Categories of Interest:</b>																								
Income Support Supplement (ISS)	n/a	n/a	30,192	31,053	31,213	31,280	30,892	29,992	29,362	28,692	27,697	26,278	24,847	23,354	21,900	20,400	18,900	17,300	15,700	14,200	12,700	11,400	10,200	9,100
Total Age Pensioners (AP)	n/a	n/a	2,731	2,584	2,410	2,368	2,297	2,157	2,097	1,970	1,809	1,651	1,492	1,348	1,200	1,100	1,000	900	800	800	700	600	600	500
Total Commonwealth Seniors Health Cards (CSHC)	n/a	n/a	2,404	2,375	2,351	3,129	3,252	3,333	2,750	2,475	2,136	2,037	1,884	1,794	1,700	1,600	1,500	1,400	1,300	1,200	1,100	1,000	900	900
Repatriation Pharmaceutical Benefits Cards (RPBC)			6,186	5,889	5,477	5,064	4,676	4,283	3,847	3,445	3,072	2,668	2,299	1,977	1,700	1,400	1,200	1,000	800	600	500	400	300	200
DFISA Total						7,391	7,097	6,858	7,310	6,166	6,089	5,691	5,300	4,926	4,600	4,400	4,200	4,100	4,000	4,000	3,900	3,900	3,800	3,800

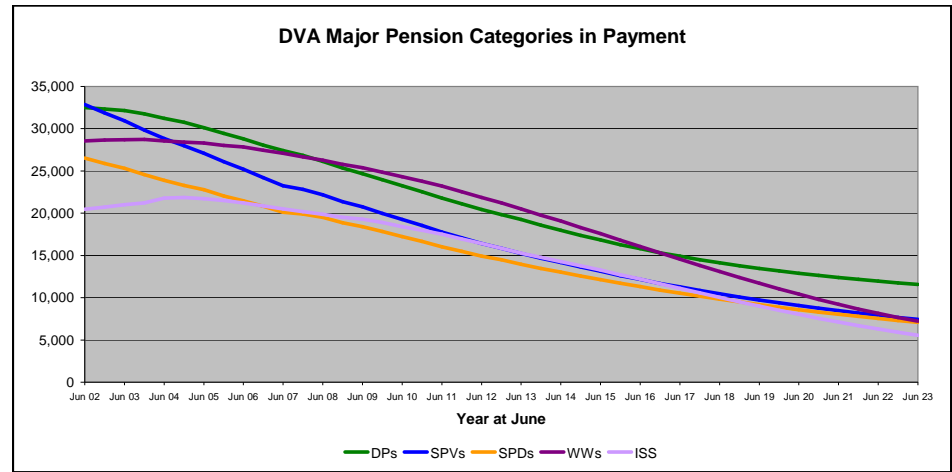
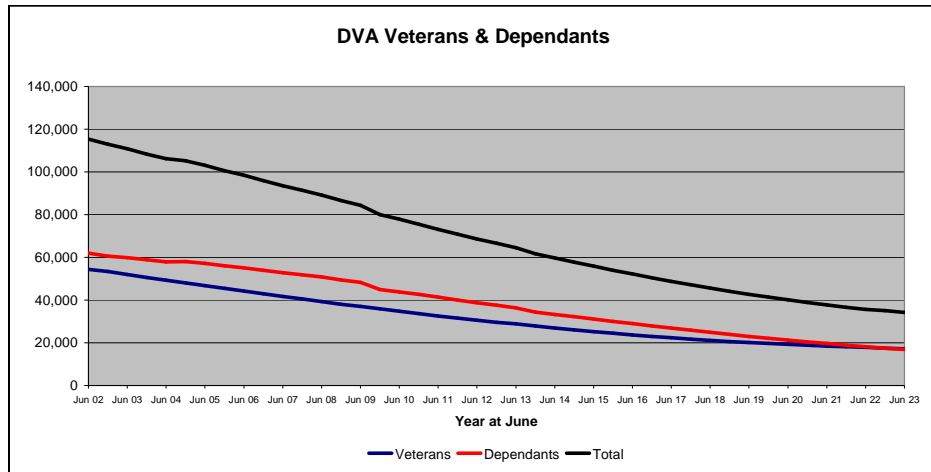


Date of Most Recent Actual Data : 28 June 2013  
Date When This Version is Current : 24 July 2013

**DVA PROJECTED BENEFICIARY NUMBERS WITH ACTUALS TO 30 JUNE 2013 - VICTORIA**

Executive Summary of DVA Beneficiaries in Receipt of Pension(s), Allowance(s) or Health Care Under the Veterans' Entitlements Act 1986

BENEFICIARY CATEGORY	ACTUAL DATA														FORECAST DATA										
	June 2000	June 2001	June 2002	June 2003	June 2004	June 2005	June 2006	June 2007	June 2008	June 2009	June 2010	June 2011	June 2012	June 2013	June 2014	June 2015	June 2016	June 2017	June 2018	June 2019	June 2020	June 2021	June 2022	June 2023	
<b>Veterans :</b>																									
Disability Pensioners in Payment (DP)	n/a	n/a	32,514	32,136	31,236	30,121	28,789	27,421	26,117	24,668	23,268	21,801	20,439	19,253	18,000	16,800	15,800	14,900	14,100	13,500	12,900	12,400	12,000	11,600	
Age Pension Veterans (APV) (Included Above)	n/a	n/a	1,101	1,040	961	918	880	856	814	767	698	633	574	514	500	400	400	300	300	300	300	200	200	200	
Service Pension Veterans (SPV)	n/a	n/a	32,857	30,932	28,855	27,096	25,193	23,259	22,192	20,752	19,257	17,756	16,407	15,227	14,200	13,100	12,200	11,300	10,500	9,700	9,100	8,500	7,900	7,400	
Overlap Between DPs and SPVs	n/a	n/a	17,951	17,620	17,027	16,236	15,249	14,224	13,779	12,995	12,149	11,253	10,441	9,714	9,100	8,500	7,900	7,300	6,800	6,300	5,900	5,500	5,100	4,800	
Treatment / Pharmaceutical Cards or Allowances Only Recipients	n/a	n/a	7,007	6,586	6,204	5,825	5,559	5,269	4,752	4,570	4,468	4,222	4,093	4,059	3,900	3,800	3,600	3,500	3,400	3,300	3,200	3,100	3,100	3,100	
<b>Total Veterans</b>	<b>n/a</b>	<b>n/a</b>	<b>54,428</b>	<b>52,034</b>	<b>49,268</b>	<b>46,806</b>	<b>44,292</b>	<b>41,725</b>	<b>39,282</b>	<b>36,995</b>	<b>34,844</b>	<b>32,526</b>	<b>30,498</b>	<b>28,825</b>	<b>27,000</b>	<b>25,300</b>	<b>23,700</b>	<b>22,400</b>	<b>21,200</b>	<b>20,100</b>	<b>19,300</b>	<b>18,500</b>	<b>17,800</b>	<b>17,300</b>	
<b>Dependants :</b>																									
Service Pension Dependants (SPD)	n/a	n/a	26,542	25,311	23,893	22,780	21,454	20,117	19,505	18,395	17,239	16,028	14,928	13,956	13,000	12,100	11,300	10,500	9,800	9,200	8,600	8,100	7,600	7,100	
War Widow(er)s (WW)	n/a	n/a	28,542	28,703	28,552	28,291	27,844	27,078	26,282	25,402	24,328	23,214	21,877	20,511	19,100	17,600	16,100	14,600	13,100	11,700	10,400	9,200	8,200	7,200	
Orphans (O)	n/a	n/a	63	55	49	38	35	26	25	27	32	30	34	27	30	30	30	30	30	30	20	20	20	20	
Children of Disabled Veterans (DC)	n/a	n/a	598	13	14	11	9	4	1	1	0	0	0	0	0	0	0	0	0	0	0	0	0	0	
Adequate Means of Support (AMS) (a)	n/a	n/a	145	130	127	125	120	114	115	111	105	101	100	97	100	100	90	90	90	90	90	90	90	90	
Disability Pension Wives / Widow(er)s (DPD)	n/a	n/a	10,616	9,631	8,744	7,977	7,219	6,538	5,863	5,256	0	0	0	0	0	0	0	0	0	0	0	0	0	0	
Commonwealth Seniors Health Cards (CSHC)	n/a	n/a	736	805	1,162	1,403	1,555	1,549	1,280	1,137	940	915	847	803	0	0	0	0	0	0	0	0	0	0	
Age Pension Partners (APP)	n/a	n/a	764	732	680	647	619	598	584	542	505	469	422	390	400	300	300	300	200	200	200	200	200	100	
Overlap Between Dependant Categories	n/a	n/a	n/a	5,570	5,291	6,394	5,940	5,471	5,137	4,427	911	846	748	679	600	600	600	500	500	400	400	400	300	0	
DFISA Dependants Only						2,247	2,132	2,107	2,292	1,761	1,582	1,478	1,323	1,207	1,100	1,100	1,100	1,000	1,000	1,000	1,000	1,000	1,000	1,000	
Other Allowances or Benefits Only						105	61	108	15	37	0	0	0	0	0	0	0	0	0	0	0	0	0	0	
<b>Total Dependants</b>	<b>n/a</b>	<b>n/a</b>	<b>61,993</b>	<b>59,810</b>	<b>57,930</b>	<b>57,230</b>	<b>55,108</b>	<b>52,768</b>	<b>50,825</b>	<b>48,242</b>	<b>43,820</b>	<b>41,389</b>	<b>38,783</b>	<b>36,312</b>	<b>33,300</b>	<b>31,100</b>	<b>29,000</b>	<b>26,900</b>	<b>24,900</b>	<b>23,000</b>	<b>21,300</b>	<b>19,700</b>	<b>18,200</b>	<b>16,900</b>	
<b>Overlap Between Total Veterans and Dependants</b>	<b>n/a</b>	<b>n/a</b>	<b>1,020</b>	<b>1,007</b>	<b>993</b>	<b>987</b>	<b>970</b>	<b>938</b>	<b>893</b>	<b>870</b>	<b>799</b>	<b>747</b>	<b>651</b>	<b>599</b>	<b>600</b>	<b>500</b>	<b>500</b>	<b>500</b>	<b>400</b>	<b>400</b>	<b>400</b>	<b>400</b>	<b>400</b>	<b>0</b>	
<b>Beneficiaries - Net Total</b>	<b>n/a</b>	<b>n/a</b>	<b>115,401</b>	<b>110,837</b>	<b>106,205</b>	<b>103,049</b>	<b>98,430</b>	<b>93,555</b>	<b>89,214</b>	<b>84,411</b>	<b>77,865</b>	<b>73,168</b>	<b>68,630</b>	<b>64,538</b>	<b>59,700</b>	<b>55,900</b>	<b>52,200</b>	<b>48,800</b>	<b>45,600</b>	<b>42,700</b>	<b>40,100</b>	<b>37,800</b>	<b>35,700</b>	<b>34,200</b>	



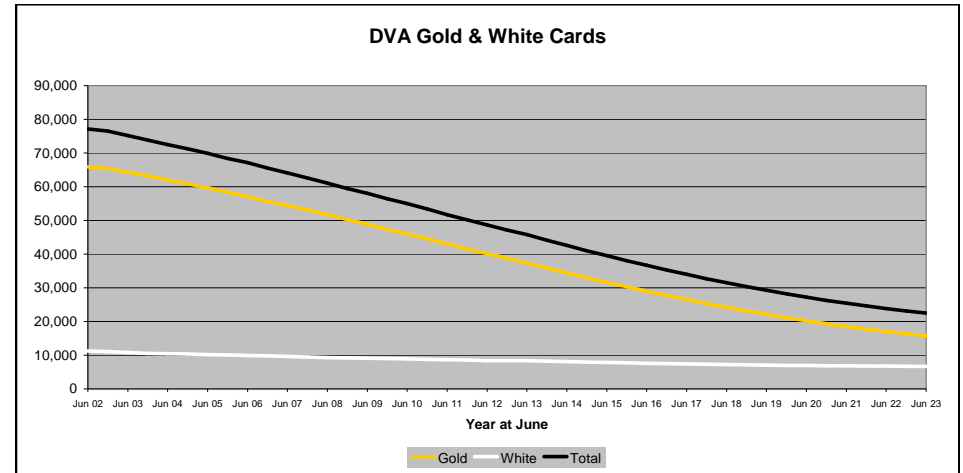
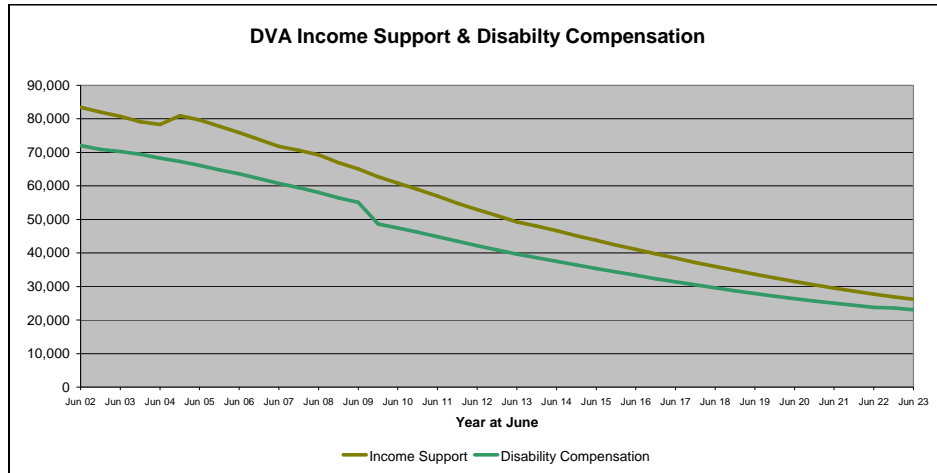
Date of Most Recent Actual Data : 28 June 2013  
Date When This Version is Current : 24 July 2013

Continued next page

# DVA PROJECTED BENEFICIARY NUMBERS WITH ACTUALS TO 30 JUNE 2013 - VICTORIA

Executive Summary of DVA Beneficiaries in Receipt of Pension(s), Allowance(s) or Health Care Under the Veterans' Entitlements Act 1986

BENEFICIARY CATEGORY (Subsets of Net Total Beneficiaries on Previous Page)	ACTUAL DATA													FORECAST DATA										
	June 2000	June 2001	June 2002	June 2003	June 2004	June 2005	June 2006	June 2007	June 2008	June 2009	June 2010	June 2011	June 2012	June 2013	June 2014	June 2015	June 2016	June 2017	June 2018	June 2019	June 2020	June 2021	June 2022	June 2023
Total Income Support Beneficiaries (a)	n/a	n/a	83,430	80,774	78,302	79,697	75,928	71,758	69,240	65,013	60,844	56,943	52,905	49,218	46,600	43,800	41,100	38,500	36,000	33,700	31,500	29,500	27,700	26,200
Total Disability Compensation Beneficiaries (b)	n/a	n/a	72,067	70,259	68,304	66,152	63,617	60,789	58,031	55,098	47,447	44,880	42,216	39,680	37,500	35,400	33,400	31,400	29,600	27,900	26,400	25,000	23,800	23,100
<b>Health Treatment Card Holders :</b>																								
Gold Card Holders	n/a	n/a	65,907	64,383	62,043	59,711	57,183	54,430	51,752	48,925	46,076	43,109	40,198	37,427	34,500	31,700	29,100	26,600	24,300	22,200	20,300	18,600	17,100	15,800
White Card Holders	n/a	n/a	11,214	10,770	10,478	10,189	9,948	9,667	9,285	9,099	8,915	8,631	8,425	8,356	8,100	7,900	7,600	7,400	7,200	7,100	6,900	6,800	6,800	6,700
<b>Total Health Treatment Card Holders</b>	<b>n/a</b>	<b>n/a</b>	<b>77,122</b>	<b>75,153</b>	<b>72,521</b>	<b>69,900</b>	<b>67,131</b>	<b>64,097</b>	<b>61,037</b>	<b>58,024</b>	<b>54,991</b>	<b>51,740</b>	<b>48,623</b>	<b>45,783</b>	<b>42,600</b>	<b>39,600</b>	<b>36,700</b>	<b>34,000</b>	<b>31,500</b>	<b>29,300</b>	<b>27,200</b>	<b>25,400</b>	<b>23,900</b>	<b>22,500</b>
<b>Other Categories of Interest:</b>																								
Income Support Supplement (ISS)	n/a	n/a	20,468	20,993	21,773	21,723	21,219	20,493	19,868	19,301	18,401	17,516	16,413	15,270	14,300	13,300	12,200	11,100	10,100	9,000	8,000	7,100	6,300	5,600
Total Age Pensioners (AP)	n/a	n/a	1,865	1,772	1,641	1,565	1,499	1,454	1,398	1,309	1,203	1,102	996	904	800	800	700	600	500	500	400	400	400	300
Total Commonwealth Seniors Health Cards (CSHC)	n/a	n/a	1,697	1,766	2,140	2,549	2,767	2,730	2,237	1,952	1,624	1,556	1,402	1,315	1,200	1,100	1,000	900	900	800	700	700	600	600
Repatriation Pharmaceutical Benefits Cards (RPBC)			4,731	4,520	4,217	3,937	3,646	3,302	2,967	2,678	2,362	2,065	1,767	1,501	1,300	1,100	900	700	600	500	300	300	200	100
DFISA Total						5,184	4,957	4,850	5,196	4,347	4,092	3,863	3,545	3,242	3,000	2,800	2,600	2,500	2,400	2,400	2,300	2,300	2,300	2,200

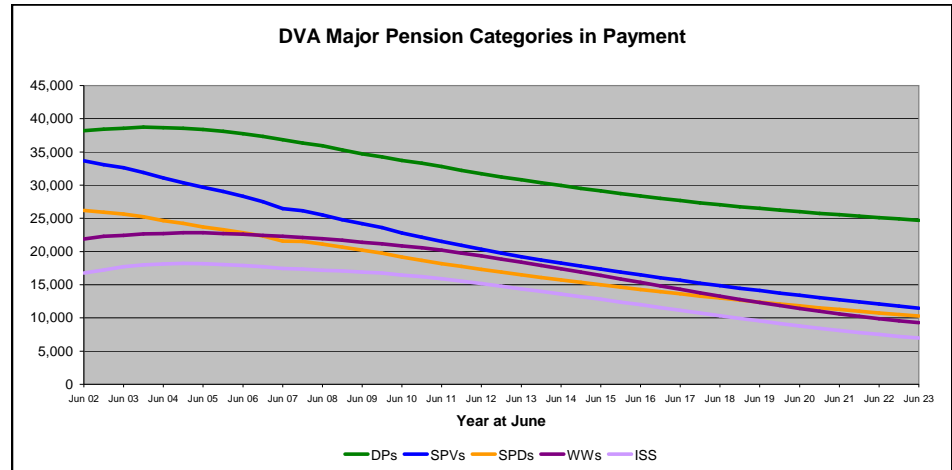
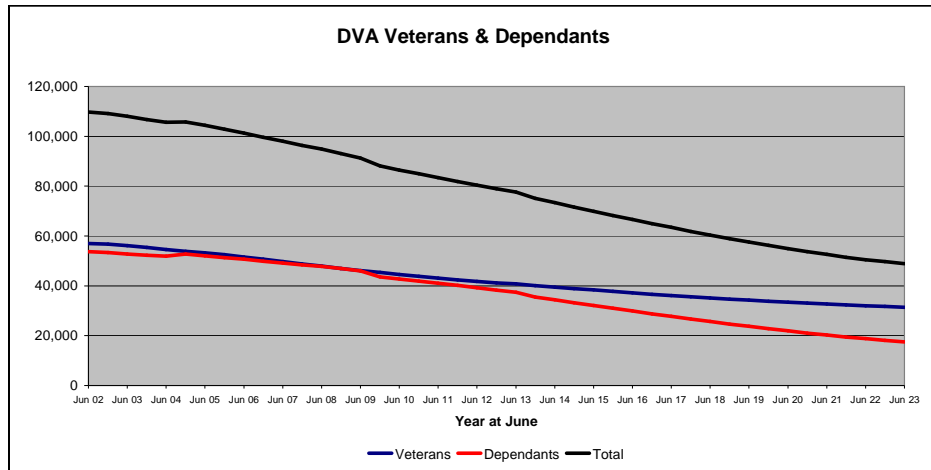


Date of Most Recent Actual Data : 28 June 2013  
Date When This Version is Current : 24 July 2013

# DVA PROJECTED BENEFICIARY NUMBERS WITH ACTUALS TO 30 JUNE 2013 - QUEENSLAND

Executive Summary of DVA Beneficiaries in Receipt of Pension(s), Allowance(s) or Health Care Under the Veterans' Entitlements Act 1986

BENEFICIARY CATEGORY	ACTUAL DATA														FORECAST DATA										
	June 2000	June 2001	June 2002	June 2003	June 2004	June 2005	June 2006	June 2007	June 2008	June 2009	June 2010	June 2011	June 2012	June 2013	June 2014	June 2015	June 2016	June 2017	June 2018	June 2019	June 2020	June 2021	June 2022	June 2023	
<b>Veterans :</b>																									
Disability Pensioners in Payment (DP)	n/a	n/a	38,198	38,545	38,660	38,392	37,746	36,828	35,933	34,721	33,738	32,795	31,724	30,810	29,900	29,100	28,400	27,700	27,100	26,500	26,000	25,500	25,100	24,700	
Age Pension Veterans (APV) (Included Above)	n/a	n/a	851	822	778	764	758	725	714	698	675	643	625	621	600	600	600	600	500	500	500	500	500	500	
Service Pension Veterans (SPV)	n/a	n/a	33,656	32,648	31,087	29,703	28,343	26,450	25,533	24,202	22,809	21,542	20,345	19,201	18,300	17,400	16,500	15,700	14,900	14,100	13,400	12,700	12,100	11,500	
Overlap Between DPs and SPVs	n/a	n/a	20,276	20,278	20,244	19,774	19,223	18,274	17,919	17,265	16,496	15,773	15,074	14,438	13,900	13,400	12,900	12,400	11,900	11,400	10,900	10,400	10,000	9,500	
Treatment / Pharmaceutical Cards or Allowances Only Recipients	n/a	n/a	5,379	5,229	5,059	4,948	4,731	4,779	4,412	4,473	4,451	4,510	4,822	5,208	5,200	5,200	5,200	5,200	5,100	5,000	4,900	4,800	4,800	4,700	
<b>Total Veterans</b>	<b>n/a</b>	<b>n/a</b>	<b>56,957</b>	<b>56,144</b>	<b>54,562</b>	<b>53,269</b>	<b>51,597</b>	<b>49,783</b>	<b>47,959</b>	<b>46,131</b>	<b>44,502</b>	<b>43,074</b>	<b>41,817</b>	<b>40,781</b>	<b>39,500</b>	<b>38,300</b>	<b>37,200</b>	<b>36,100</b>	<b>35,100</b>	<b>34,200</b>	<b>33,400</b>	<b>32,700</b>	<b>32,000</b>	<b>31,400</b>	
<b>Dependants :</b>																									
Service Pension Dependants (SPD)	n/a	n/a	26,200	25,671	24,660	23,717	22,843	21,579	21,120	20,215	19,172	18,176	17,310	16,482	15,700	15,000	14,300	13,600	13,000	12,400	11,800	11,300	10,800	10,300	
War Widow(er)s (WW)	n/a	n/a	21,896	22,417	22,723	22,850	22,631	22,292	21,935	21,392	20,836	20,189	19,329	18,377	17,400	16,400	15,300	14,300	13,300	12,300	11,400	10,600	9,900	9,300	
Orphans (O)	n/a	n/a	96	82	85	73	70	63	62	58	58	65	61	60	50	50	40	40	30	30	30	30	20	20	
Children of Disabled Veterans (DC)	n/a	n/a	530	52	43	33	21	14	7	3	0	0	0	0	0	0	0	0	0	0	0	0	0	0	
Adequate Means of Support (AMS) (a)	n/a	n/a	100	97	97	93	90	89	88	85	83	80	77	74	70	70	70	70	70	70	70	70	70	60	
Disability Pension Wives / Widow(er)s (DPD)	n/a	n/a	9,269	8,575	7,884	7,172	6,563	6,005	5,480	5,062	0	0	0	0	0	0	0	0	0	0	0	0	0	0	
Commonwealth Seniors Health Cards (CSHC)	n/a	n/a	491	521	567	820	875	970	802	737	697	705	655	646	0	0	0	0	0	0	0	0	0	0	
Age Pension Partners (APP)	n/a	n/a	562	527	495	505	497	480	476	457	440	403	383	378	400	400	300	300	300	300	300	300	300	300	
Overlap Between Dependant Categories	n/a	n/a	n/a	5,182	4,615	5,433	5,098	4,727	4,543	4,062	612	570	506	481	500	400	400	400	300	300	300	300	200	0	
DFISA Dependants Only						2,180	2,092	2,150	2,320	2,007	2,037	1,986	1,931	1,921	1,900	2,000	2,000	2,000	2,000	2,100	2,100	2,100	2,100	2,200	
Other Allowances or Benefits Only						76	66	205	42	44	0	0	0	0	0	0	0	0	0	0	0	0	0	0	
<b>Total Dependants</b>	<b>n/a</b>	<b>n/a</b>	<b>53,709</b>	<b>52,760</b>	<b>51,939</b>	<b>52,086</b>	<b>50,650</b>	<b>49,120</b>	<b>47,789</b>	<b>45,998</b>	<b>42,711</b>	<b>41,034</b>	<b>39,240</b>	<b>37,457</b>	<b>34,300</b>	<b>32,100</b>	<b>29,900</b>	<b>27,700</b>	<b>25,700</b>	<b>23,700</b>	<b>21,900</b>	<b>20,300</b>	<b>18,800</b>	<b>17,500</b>	
<b>Overlap Between Total Veterans and Dependants</b>	<b>n/a</b>	<b>n/a</b>	<b>919</b>	<b>906</b>	<b>912</b>	<b>909</b>	<b>955</b>	<b>911</b>	<b>881</b>	<b>837</b>	<b>747</b>	<b>698</b>	<b>618</b>	<b>558</b>	<b>500</b>	<b>500</b>	<b>500</b>	<b>400</b>	<b>400</b>	<b>400</b>	<b>400</b>	<b>300</b>	<b>300</b>	<b>0</b>	
<b>Beneficiaries - Net Total</b>	<b>n/a</b>	<b>n/a</b>	<b>109,748</b>	<b>107,998</b>	<b>105,589</b>	<b>104,446</b>	<b>101,292</b>	<b>97,992</b>	<b>94,867</b>	<b>91,327</b>	<b>86,466</b>	<b>83,410</b>	<b>80,439</b>	<b>77,679</b>	<b>73,400</b>	<b>69,900</b>	<b>66,600</b>	<b>63,400</b>	<b>60,400</b>	<b>57,600</b>	<b>55,000</b>	<b>52,600</b>	<b>50,500</b>	<b>48,800</b>	



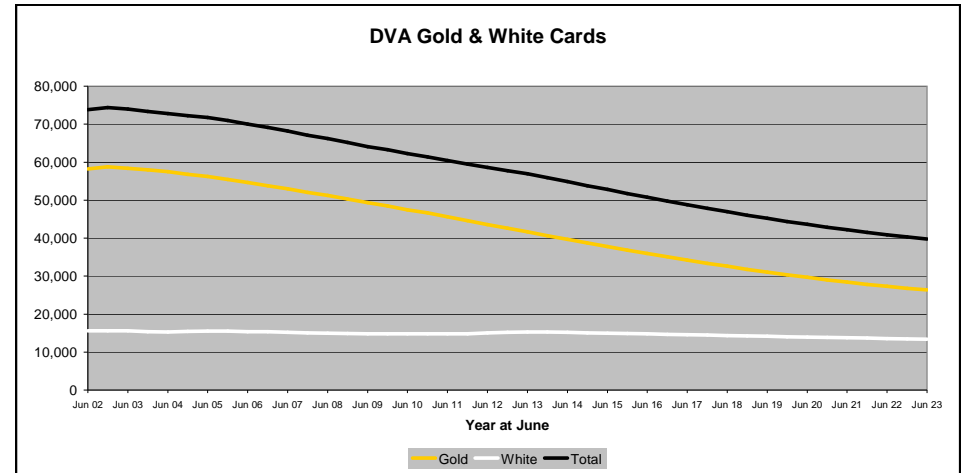
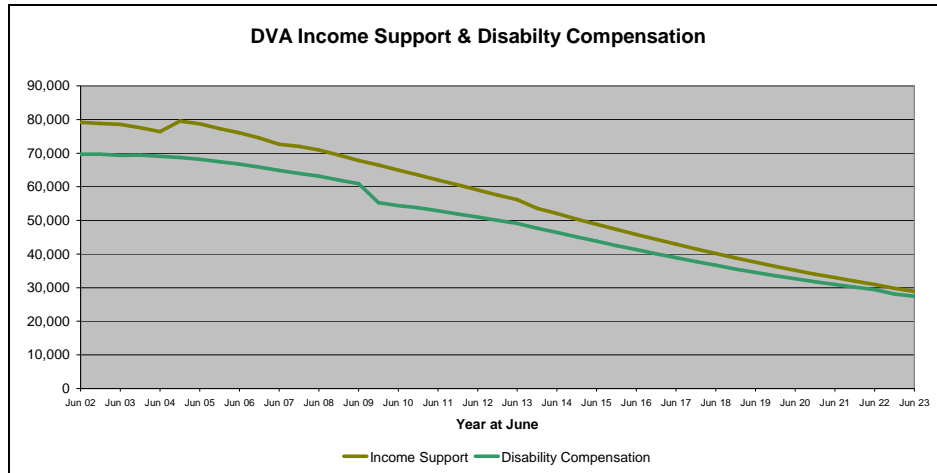
Date of Most Recent Actual Data : 28 June 2013  
Date When This Version is Current : 24 July 2013

Continued next page

# DVA PROJECTED BENEFICIARY NUMBERS WITH ACTUALS TO 30 JUNE 2013 - QUEENSLAND

Executive Summary of DVA Beneficiaries in Receipt of Pension(s), Allowance(s) or Health Care Under the Veterans' Entitlements Act 1986

BENEFICIARY CATEGORY (Subsets of Net Total Beneficiaries on Previous Page)	ACTUAL DATA													FORECAST DATA										
	June 2000	June 2001	June 2002	June 2003	June 2004	June 2005	June 2006	June 2007	June 2008	June 2009	June 2010	June 2011	June 2012	June 2013	June 2014	June 2015	June 2016	June 2017	June 2018	June 2019	June 2020	June 2021	June 2022	June 2023
Total Income Support Beneficiaries (a)	n/a	n/a	79,167	78,563	76,395	78,710	76,047	72,621	70,988	67,849	64,975	62,020	59,045	56,165	52,000	48,900	45,800	42,900	40,200	37,600	35,200	33,000	31,000	28,900
Total Disability Compensation Beneficiaries (b)	n/a	n/a	69,697	69,370	69,089	68,209	66,720	64,904	63,118	60,936	54,432	52,866	50,957	49,117	46,400	43,800	41,300	38,900	36,600	34,600	32,700	31,000	29,400	27,500
<b>Health Treatment Card Holders :</b>																								
Gold Card Holders	n/a	n/a	58,224	58,397	57,473	56,240	54,658	52,995	51,280	49,309	47,407	45,607	43,583	41,661	39,700	37,800	36,000	34,200	32,600	31,100	29,700	28,400	27,300	26,300
White Card Holders	n/a	n/a	15,573	15,588	15,325	15,527	15,343	15,189	14,947	14,796	14,832	14,822	15,041	15,326	15,200	15,000	14,800	14,600	14,400	14,100	13,900	13,800	13,600	13,400
<b>Total Health Treatment Card Holders</b>	<b>n/a</b>	<b>n/a</b>	<b>73,797</b>	<b>73,985</b>	<b>72,798</b>	<b>71,767</b>	<b>70,001</b>	<b>68,184</b>	<b>66,227</b>	<b>64,105</b>	<b>62,239</b>	<b>60,429</b>	<b>58,624</b>	<b>56,987</b>	<b>54,900</b>	<b>52,800</b>	<b>50,800</b>	<b>48,800</b>	<b>47,000</b>	<b>45,200</b>	<b>43,600</b>	<b>42,200</b>	<b>40,900</b>	<b>39,700</b>
<b>Other Categories of Interest:</b>																								
Income Support Supplement (ISS)	n/a	n/a	16,757	17,717	18,148	18,183	17,892	17,462	17,183	16,894	16,460	15,894	15,189	14,379	13,600	12,800	12,000	11,200	10,300	9,500	8,800	8,100	7,500	7,000
Total Age Pensioners (AP)	n/a	n/a	1,413	1,349	1,273	1,269	1,255	1,205	1,190	1,155	1,115	1,046	1,008	999	1,000	900	900	900	900	800	800	800	800	800
Total Commonwealth Seniors Health Cards (CSHC)	n/a	n/a	1,140	1,178	1,227	1,646	1,758	1,907	1,609	1,457	1,338	1,303	1,190	1,146	1,100	1,100	1,000	1,000	900	900	800	800	800	800
Repatriation Pharmaceutical Benefits Cards (RPBC)			4,048	3,870	3,601	3,337	3,065	2,759	2,471	2,175	1,931	1,694	1,460	1,239	1,100	900	700	600	500	400	300	200	200	100
DFISA Total						5,195	4,950	4,975	5,339	4,861	4,995	4,918	4,826	4,771	4,700	4,700	4,700	4,700	4,700	4,800	4,800	4,800	4,800	4,900



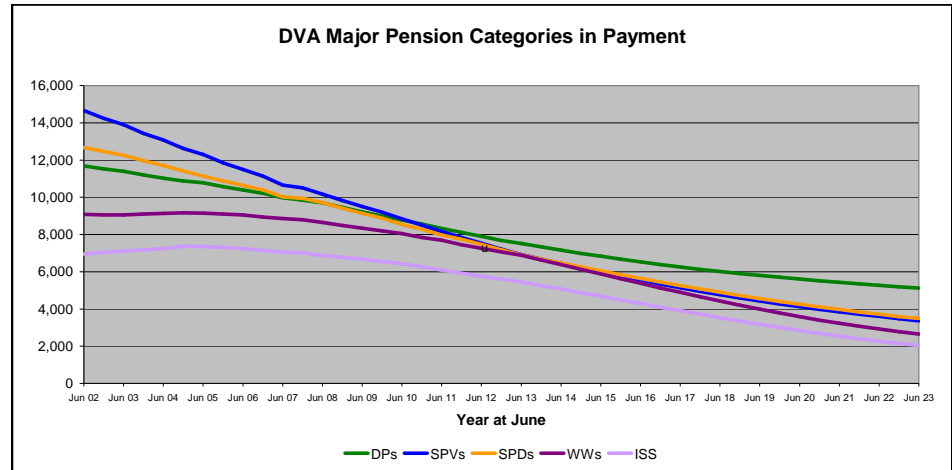
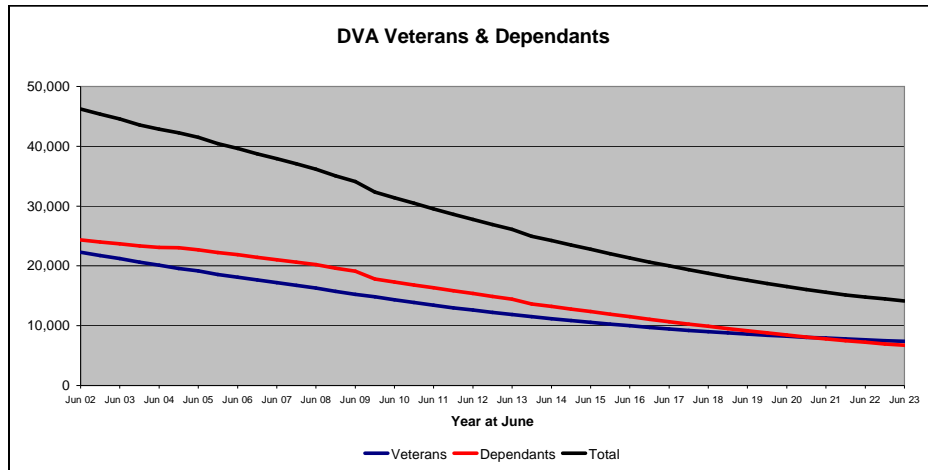
Date of Most Recent Actual Data : 28 June 2013  
Date When This Version is Current : 24 July 2013



# DVA PROJECTED BENEFICIARY NUMBERS WITH ACTUALS TO 30 JUNE 2013 - SOUTH AUSTRALIA

Executive Summary of DVA Beneficiaries in Receipt of Pension(s), Allowance(s) or Health Care Under the Veterans' Entitlements Act 1986

BENEFICIARY CATEGORY	ACTUAL DATA														FORECAST DATA										
	June 2000	June 2001	June 2002	June 2003	June 2004	June 2005	June 2006	June 2007	June 2008	June 2009	June 2010	June 2011	June 2012	June 2013	June 2014	June 2015	June 2016	June 2017	June 2018	June 2019	June 2020	June 2021	June 2022	June 2023	
<b>Veterans :</b>																									
Disability Pensioners in Payment (DP)	n/a	n/a	11,680	11,401	11,026	10,780	10,386	9,964	9,690	9,218	8,769	8,319	7,906	7,518	7,200	6,800	6,500	6,300	6,000	5,800	5,600	5,400	5,300	5,100	
Age Pension Veterans (APV) (Included Above)	n/a	n/a	373	354	345	348	329	321	309	285	261	231	204	189	200	200	100	100	100	100	100	100	100	100	
Service Pension Veterans (SPV)	n/a	n/a	14,666	13,907	13,073	12,301	11,488	10,656	10,171	9,496	8,844	8,165	7,531	6,923	6,400	6,000	5,600	5,100	4,800	4,400	4,100	3,900	3,600	3,400	
Overlap Between DPs and SPVs	n/a	n/a	6,556	6,413	6,223	6,042	5,792	5,465	5,400	5,163	4,903	4,639	4,382	4,109	3,900	3,700	3,500	3,300	3,200	3,000	2,900	2,700	2,600	2,400	
Treatment / Pharmaceutical Cards or Allowances Only Recipients	n/a	n/a	2,483	2,328	2,227	2,146	2,027	2,072	1,813	1,708	1,649	1,584	1,546	1,520	1,500	1,500	1,400	1,400	1,400	1,400	1,400	1,300	1,300	1,300	
<b>Total Veterans</b>	<b>n/a</b>	<b>n/a</b>	<b>22,273</b>	<b>21,223</b>	<b>20,103</b>	<b>19,185</b>	<b>18,109</b>	<b>17,227</b>	<b>16,274</b>	<b>15,259</b>	<b>14,359</b>	<b>13,429</b>	<b>12,601</b>	<b>11,852</b>	<b>11,200</b>	<b>10,600</b>	<b>10,000</b>	<b>9,500</b>	<b>9,000</b>	<b>8,600</b>	<b>8,200</b>	<b>7,900</b>	<b>7,600</b>	<b>7,400</b>	
<b>Dependants :</b>																									
Service Pension Dependants (SPD)	n/a	n/a	12,673	12,246	11,702	11,135	10,635	10,018	9,709	9,130	8,537	7,969	7,472	6,902	6,500	6,000	5,600	5,300	4,900	4,600	4,300	4,000	3,700	3,500	
War Widow(er)s (WW)	n/a	n/a	9,076	9,050	9,129	9,141	9,052	8,859	8,647	8,342	8,043	7,687	7,256	6,883	6,400	5,900	5,400	4,900	4,400	4,000	3,600	3,200	2,900	2,700	
Orphans (O)	n/a	n/a	17	12	10	6	8	12	12	14	13	14	12	14	20	20	10	10	10	10	10	10	10	10	
Children of Disabled Veterans (DC)	n/a	n/a	39	33	25	17	11	7	6	0	0	0	0	0	0	0	0	0	0	0	0	0	0	0	
Adequate Means of Support (AMS) (a)	n/a	n/a	71	68	62	60	58	58	55	51	48	45	45	44	40	40	40	40	40	40	40	40	40	40	
Disability Pension Wives / Widow(er)s (DPD)	n/a	n/a	4,624	4,275	3,912	3,541	3,226	2,913	2,645	2,400	0	0	0	0	0	0	0	0	0	0	0	0	0	0	
Commonwealth Seniors Health Cards (CSHC)	n/a	n/a	250	260	297	489	599	604	522	481	404	396	372	343	0	0	0	0	0	0	0	0	0	0	
Age Pension Partners (APP)	n/a	n/a	269	257	252	254	242	234	227	222	203	188	167	154	100	100	100	100	100	100	100	100	100	100	
Overlap Between Dependant Categories	n/a	n/a	n/a	2,487	2,295	2,793	2,698	2,524	2,390	2,086	414	395	361	314	300	300	300	200	200	200	200	200	200	0	
DFISA Dependants Only						781	728	726	760	561	467	440	425	401	400	400	400	400	400	400	400	400	400	400	
Other Allowances or Benefits Only						35	33	116	4	9	0	0	0	0	0	0	0	0	0	0	0	0	0	0	
<b>Total Dependants</b>	<b>n/a</b>	<b>n/a</b>	<b>24,366</b>	<b>23,714</b>	<b>23,094</b>	<b>22,666</b>	<b>21,894</b>	<b>21,023</b>	<b>20,197</b>	<b>19,124</b>	<b>17,301</b>	<b>16,344</b>	<b>15,388</b>	<b>14,427</b>	<b>13,200</b>	<b>12,400</b>	<b>11,500</b>	<b>10,700</b>	<b>9,900</b>	<b>9,100</b>	<b>8,400</b>	<b>7,800</b>	<b>7,200</b>	<b>6,700</b>	
<b>Overlap Between Total Veterans and Dependants</b>	<b>n/a</b>	<b>n/a</b>	<b>387</b>	<b>370</b>	<b>360</b>	<b>353</b>	<b>345</b>	<b>330</b>	<b>321</b>	<b>305</b>	<b>259</b>	<b>237</b>	<b>216</b>	<b>197</b>	<b>200</b>	<b>200</b>	<b>200</b>	<b>200</b>	<b>100</b>	<b>100</b>	<b>100</b>	<b>100</b>	<b>100</b>	<b>0</b>	
<b>Beneficiaries - Net Total</b>	<b>n/a</b>	<b>n/a</b>	<b>46,252</b>	<b>44,567</b>	<b>42,837</b>	<b>41,498</b>	<b>39,658</b>	<b>37,920</b>	<b>36,150</b>	<b>34,103</b>	<b>31,401</b>	<b>29,536</b>	<b>27,773</b>	<b>26,082</b>	<b>24,200</b>	<b>22,800</b>	<b>21,300</b>	<b>20,000</b>	<b>18,800</b>	<b>17,600</b>	<b>16,600</b>	<b>15,600</b>	<b>14,800</b>	<b>14,100</b>	



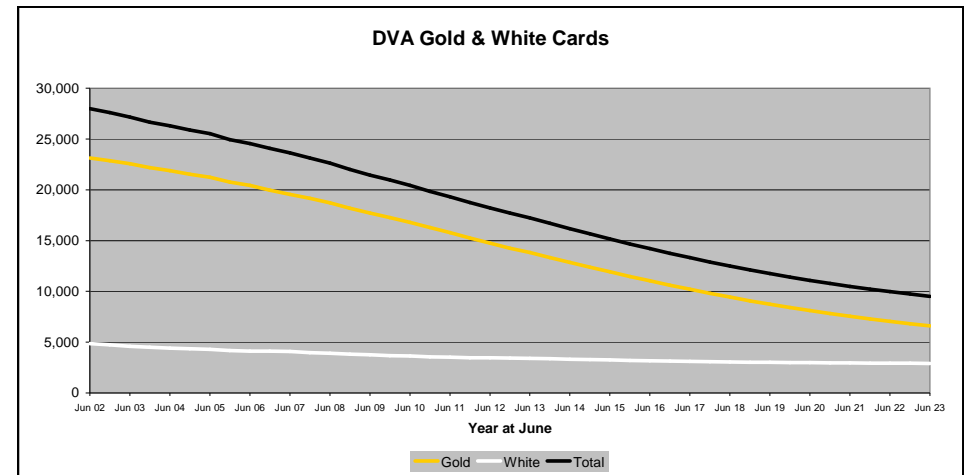
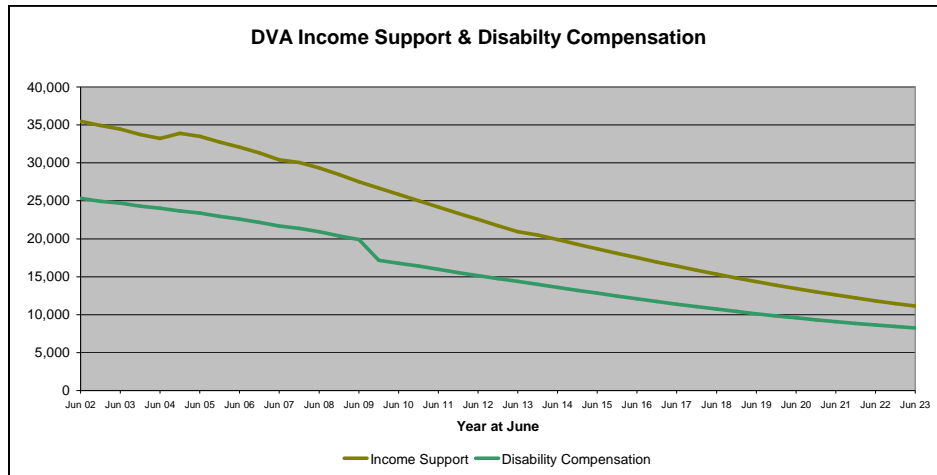
Date of Most Recent Actual Data : 28 June 2013  
Date When This Version is Current : 24 July 2013

Continued next page

# DVA PROJECTED BENEFICIARY NUMBERS WITH ACTUALS TO 30 JUNE 2013 - SOUTH AUSTRALIA

Executive Summary of DVA Beneficiaries in Receipt of Pension(s), Allowance(s) or Health Care Under the Veterans' Entitlements Act 1986

BENEFICIARY CATEGORY (Subsets of Net Total Beneficiaries on Previous Page)	ACTUAL DATA													FORECAST DATA										
	June 2000	June 2001	June 2002	June 2003	June 2004	June 2005	June 2006	June 2007	June 2008	June 2009	June 2010	June 2011	June 2012	June 2013	June 2014	June 2015	June 2016	June 2017	June 2018	June 2019	June 2020	June 2021	June 2022	June 2023
Total Income Support Beneficiaries (a)	n/a	n/a	35,490	34,448	33,208	33,494	32,081	30,421	29,347	27,532	25,849	24,165	22,565	20,949	19,900	18,700	17,500	16,400	15,400	14,400	13,400	12,600	11,800	11,100
Total Disability Compensation Beneficiaries (b)	n/a	n/a	25,344	24,679	24,012	23,393	22,593	21,676	20,918	19,892	16,788	15,986	15,145	14,390	13,600	12,800	12,100	11,400	10,700	10,100	9,600	9,100	8,600	8,200
<b>Health Treatment Card Holders :</b>																								
Gold Card Holders	n/a	n/a	23,120	22,563	21,888	21,233	20,421	19,539	18,705	17,697	16,784	15,781	14,738	13,844	12,900	11,900	11,000	10,200	9,400	8,700	8,100	7,500	7,000	6,600
White Card Holders	n/a	n/a	4,858	4,582	4,413	4,294	4,131	4,085	3,909	3,758	3,643	3,518	3,465	3,405	3,300	3,200	3,200	3,100	3,100	3,000	3,000	3,000	2,900	2,900
<b>Total Health Treatment Card Holders</b>	<b>n/a</b>	<b>n/a</b>	<b>27,978</b>	<b>27,145</b>	<b>26,301</b>	<b>25,527</b>	<b>24,552</b>	<b>23,624</b>	<b>22,614</b>	<b>21,455</b>	<b>20,427</b>	<b>19,299</b>	<b>18,203</b>	<b>17,249</b>	<b>16,200</b>	<b>15,200</b>	<b>14,200</b>	<b>13,300</b>	<b>12,500</b>	<b>11,800</b>	<b>11,100</b>	<b>10,500</b>	<b>10,000</b>	<b>9,500</b>
<b>Other Categories of Interest:</b>																								
Income Support Supplement (ISS)	n/a	n/a	6,942	7,113	7,234	7,353	7,247	7,053	6,873	6,669	6,428	6,097	5,752	5,445	5,100	4,700	4,300	3,900	3,500	3,200	2,800	2,500	2,300	2,000
Total Age Pensioners (AP)	n/a	n/a	642	611	597	602	571	555	536	507	464	419	371	343	300	300	300	200	200	200	200	200	200	200
Total Commonwealth Seniors Health Cards (CSHC)	n/a	n/a	567	571	602	836	966	975	816	759	660	634	576	519	500	500	400	400	400	400	300	300	300	300
Repatriation Pharmaceutical Benefits Cards (RPBC)			2,950	2,782	2,574	2,401	2,166	2,004	1,780	1,568	1,397	1,215	1,044	884	800	600	500	400	300	200	100	100	100	100
DFISA Total						1,699	1,593	1,588	1,677	1,356	1,257	1,191	1,142	1,067	1,000	1,000	1,000	1,000	1,000	1,000	1,000	1,000	1,000	1,000

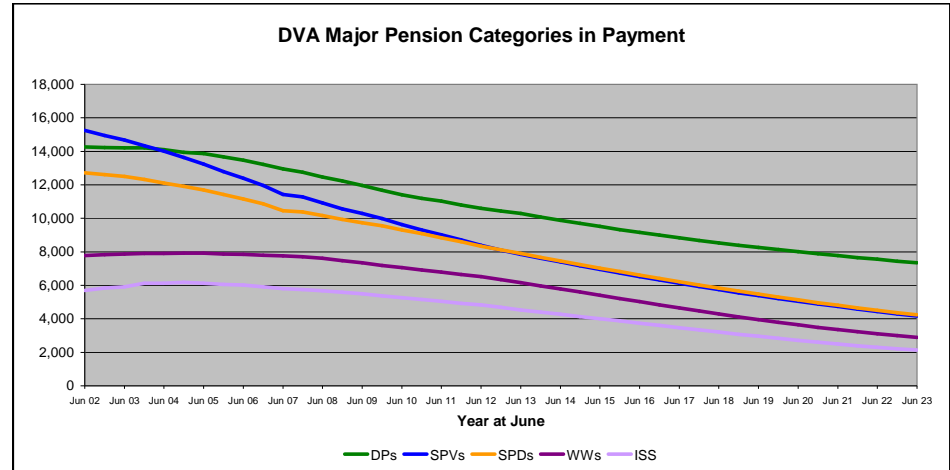
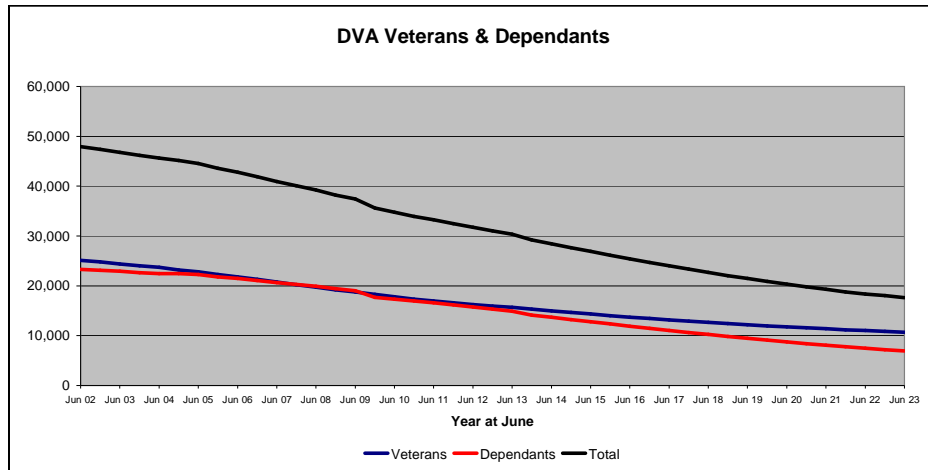


Date of Most Recent Actual Data : 28 June 2013  
Date When This Version is Current : 24 July 2013

# DVA PROJECTED BENEFICIARY NUMBERS WITH ACTUALS TO 30 JUNE 2013 - WESTERN AUSTRALIA

Executive Summary of DVA Beneficiaries in Receipt of Pension(s), Allowance(s) or Health Care Under the Veterans' Entitlements Act 1986

BENEFICIARY CATEGORY	ACTUAL DATA														FORECAST DATA										
	June 2000	June 2001	June 2002	June 2003	June 2004	June 2005	June 2006	June 2007	June 2008	June 2009	June 2010	June 2011	June 2012	June 2013	June 2014	June 2015	June 2016	June 2017	June 2018	June 2019	June 2020	June 2021	June 2022	June 2023	
<b>Veterans :</b>																									
Disability Pensioners in Payment (DP)	n/a	n/a	14,271	14,203	14,100	13,861	13,477	12,953	12,470	11,970	11,413	11,025	10,599	10,294	9,900	9,500	9,200	8,800	8,500	8,300	8,000	7,800	7,600	7,300	
Age Pension Veterans (APV) (Included Above)	n/a	n/a	373	354	337	322	305	279	268	250	227	219	204	201	200	200	200	200	100	100	100	100	100	100	
Service Pension Veterans (SPV)	n/a	n/a	15,248	14,669	14,012	13,242	12,402	11,431	10,924	10,298	9,630	9,013	8,383	7,859	7,400	7,000	6,500	6,100	5,700	5,400	5,100	4,700	4,400	4,200	
Overlap Between DPs and SPVs	n/a	n/a	7,627	7,607	7,456	7,220	6,862	6,399	6,255	6,004	5,658	5,369	5,083	4,868	4,700	4,400	4,200	4,000	3,800	3,600	3,500	3,300	3,100	2,900	
Treatment / Pharmaceutical Cards or Allowances Only Recipients	n/a	n/a	3,225	3,129	3,051	2,920	2,785	2,771	2,576	2,515	2,420	2,308	2,345	2,387	2,300	2,300	2,300	2,200	2,200	2,200	2,100	2,100	2,100	2,100	
<b>Total Veterans</b>	<b>n/a</b>	<b>n/a</b>	<b>25,117</b>	<b>24,394</b>	<b>23,707</b>	<b>22,803</b>	<b>21,802</b>	<b>20,756</b>	<b>19,715</b>	<b>18,779</b>	<b>17,805</b>	<b>16,977</b>	<b>16,244</b>	<b>15,672</b>	<b>15,000</b>	<b>14,300</b>	<b>13,700</b>	<b>13,200</b>	<b>12,700</b>	<b>12,200</b>	<b>11,800</b>	<b>11,400</b>	<b>11,000</b>	<b>10,700</b>	
<b>Dependants :</b>																									
Service Pension Dependants (SPD)	n/a	n/a	12,725	12,496	12,101	11,688	11,154	10,460	10,173	9,743	9,301	8,837	8,334	7,900	7,500	7,000	6,600	6,200	5,800	5,500	5,100	4,800	4,500	4,200	
War Widow(er)s (WW)	n/a	n/a	7,771	7,862	7,905	7,923	7,857	7,768	7,624	7,340	7,052	6,798	6,524	6,163	5,800	5,400	5,000	4,700	4,300	4,000	3,600	3,400	3,100	2,900	
Orphans (O)	n/a	n/a	35	36	25	24	17	16	14	16	16	12	6	7	10	10	10	10	10	10	10	10	10	10	
Children of Disabled Veterans (DC)	n/a	n/a	24	15	12	11	8	4	3	1	0	0	0	0	0	0	0	0	0	0	0	0	0	0	
Adequate Means of Support (AMS) (a)	n/a	n/a	51	50	46	45	42	41	37	35	32	29	28	27	30	30	30	30	30	30	20	20	20	20	
Disability Pension Wives / Widow(er)s (DPD)	n/a	n/a	4,518	4,162	3,854	3,559	3,270	2,964	2,694	2,463	0	0	0	0	0	0	0	0	0	0	0	0	0	0	
Commonwealth Seniors Health Cards (CSHC)	n/a	n/a	669	723	762	769	810	894	801	751	680	676	623	583	0	0	0	0	0	0	0	0	0	0	
Age Pension Partners (APP)	n/a	n/a	274	265	255	252	240	221	209	199	195	191	176	200	200	200	100	100	100	100	100	100	100	100	
Overlap Between Dependant Categories	n/a	n/a	n/a	2,684	2,520	2,886	2,729	2,581	2,477	2,231	583	574	528	472	400	400	400	400	300	300	300	300	200	0	
DFISA Dependants Only						803	800	785	847	648	609	613	589	552	600	600	600	600	600	600	600	600	600	600	
Other Allowances or Benefits Only						58	34	67	13	13	0	0	0	0	0	0	0	0	0	0	0	0	0	0	
<b>Total Dependants</b>	<b>n/a</b>	<b>n/a</b>	<b>23,309</b>	<b>22,925</b>	<b>22,440</b>	<b>22,246</b>	<b>21,503</b>	<b>20,639</b>	<b>19,941</b>	<b>18,988</b>	<b>17,306</b>	<b>16,586</b>	<b>15,767</b>	<b>14,936</b>	<b>13,700</b>	<b>12,800</b>	<b>11,900</b>	<b>11,100</b>	<b>10,200</b>	<b>9,500</b>	<b>8,700</b>	<b>8,100</b>	<b>7,500</b>	<b>7,000</b>	
<b>Overlap Between Total Veterans and Dependants</b>	<b>n/a</b>	<b>n/a</b>	<b>527</b>	<b>514</b>	<b>504</b>	<b>509</b>	<b>499</b>	<b>469</b>	<b>443</b>	<b>403</b>	<b>340</b>	<b>319</b>	<b>286</b>	<b>264</b>	<b>200</b>	<b>200</b>	<b>200</b>	<b>200</b>	<b>200</b>	<b>200</b>	<b>200</b>	<b>200</b>	<b>200</b>	<b>0</b>	
<b>Beneficiaries - Net Total</b>	<b>n/a</b>	<b>n/a</b>	<b>47,899</b>	<b>46,805</b>	<b>45,643</b>	<b>44,540</b>	<b>42,806</b>	<b>40,926</b>	<b>39,213</b>	<b>37,397</b>	<b>34,771</b>	<b>33,244</b>	<b>31,725</b>	<b>30,344</b>	<b>28,400</b>	<b>26,900</b>	<b>25,400</b>	<b>24,000</b>	<b>22,700</b>	<b>21,500</b>	<b>20,300</b>	<b>19,300</b>	<b>18,400</b>	<b>17,700</b>	



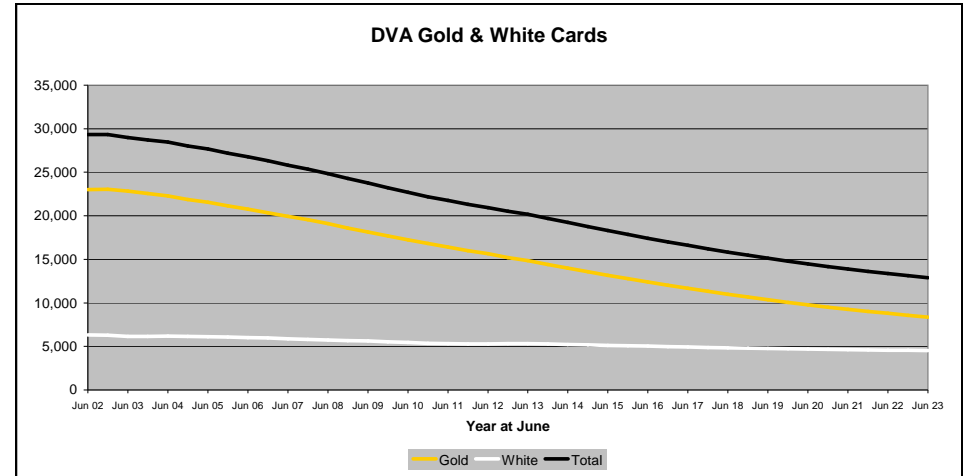
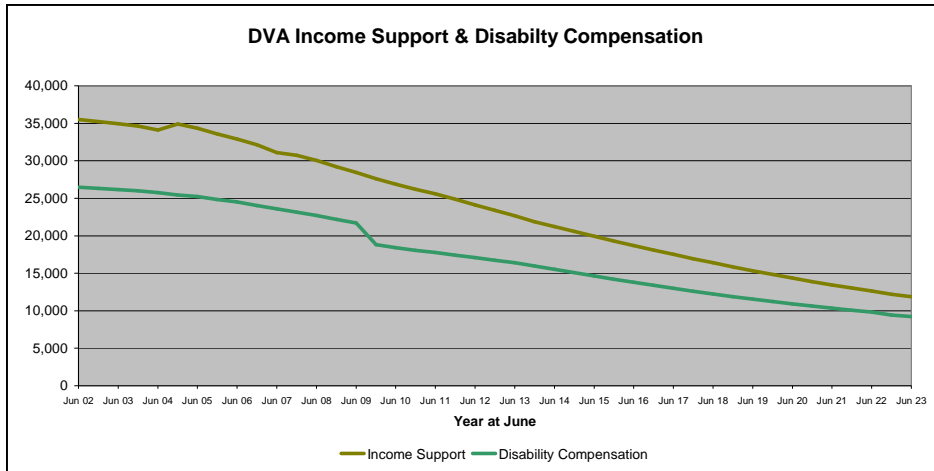
Date of Most Recent Actual Data : 28 June 2013  
Date When This Version is Current : 24 July 2013

Continued next page

# DVA PROJECTED BENEFICIARY NUMBERS WITH ACTUALS TO 30 JUNE 2013 - WESTERN AUSTRALIA

Executive Summary of DVA Beneficiaries in Receipt of Pension(s), Allowance(s) or Health Care Under the Veterans' Entitlements Act 1986

BENEFICIARY CATEGORY (Subsets of Net Total Beneficiaries on Previous Page)	ACTUAL DATA													FORECAST DATA										
	June 2000	June 2001	June 2002	June 2003	June 2004	June 2005	June 2006	June 2007	June 2008	June 2009	June 2010	June 2011	June 2012	June 2013	June 2014	June 2015	June 2016	June 2017	June 2018	June 2019	June 2020	June 2021	June 2022	June 2023
Total Income Support Beneficiaries (a)	n/a	n/a	35,488	34,931	34,116	34,360	32,884	31,086	30,070	28,453	26,886	25,591	24,096	22,685	21,200	20,000	18,700	17,500	16,400	15,300	14,400	13,500	12,600	11,900
Total Disability Compensation Beneficiaries (b)	n/a	n/a	26,479	26,140	25,757	25,238	24,497	23,583	22,692	21,693	18,427	17,779	17,080	16,420	15,500	14,600	13,800	13,000	12,300	11,600	10,900	10,400	9,800	9,200
<b>Health Treatment Card Holders :</b>																								
Gold Card Holders	n/a	n/a	23,017	22,851	22,298	21,571	20,770	19,937	19,123	18,151	17,238	16,428	15,639	14,861	14,000	13,200	12,400	11,700	11,000	10,400	9,800	9,300	8,800	8,400
White Card Holders	n/a	n/a	6,325	6,144	6,187	6,118	6,006	5,886	5,719	5,619	5,458	5,330	5,302	5,331	5,200	5,100	5,000	4,900	4,800	4,800	4,700	4,600	4,600	4,500
<b>Total Health Treatment Card Holders</b>	<b>n/a</b>	<b>n/a</b>	<b>29,342</b>	<b>28,995</b>	<b>28,485</b>	<b>27,689</b>	<b>26,776</b>	<b>25,823</b>	<b>24,842</b>	<b>23,770</b>	<b>22,696</b>	<b>21,758</b>	<b>20,941</b>	<b>20,192</b>	<b>19,200</b>	<b>18,300</b>	<b>17,400</b>	<b>16,600</b>	<b>15,800</b>	<b>15,100</b>	<b>14,500</b>	<b>13,900</b>	<b>13,400</b>	<b>12,900</b>
<b>Other Categories of Interest:</b>																								
Income Support Supplement (ISS)	n/a	n/a	5,698	5,903	6,130	6,130	6,013	5,798	5,679	5,493	5,257	5,052	4,835	4,529	4,300	4,000	3,700	3,500	3,200	3,000	2,700	2,500	2,300	2,100
Total Age Pensioners (AP)	n/a	n/a	647	619	592	574	545	500	480	459	426	414	395	377	400	300	300	300	300	300	300	200	200	200
Total Commonwealth Seniors Health Cards (CSHC)	n/a	n/a	1,170	1,244	1,281	1,307	1,385	1,524	1,325	1,232	1,072	1,049	972	910	900	800	800	700	700	600	600	600	500	500
Repatriation Pharmaceutical Benefits Cards (RPBC)			2,864	2,701	2,548	2,357	2,172	1,980	1,757	1,563	1,375	1,208	1,035	882	800	600	500	400	300	200	200	200	100	100
DFISA Total						1,804	1,750	1,719	1,837	1,541	1,502	1,518	1,458	1,380	1,300	1,300	1,300	1,300	1,300	1,300	1,300	1,300	1,300	1,300



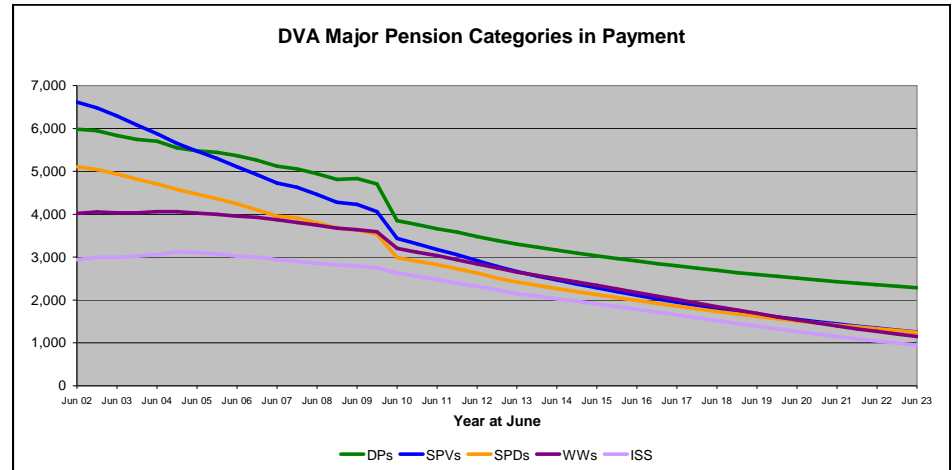
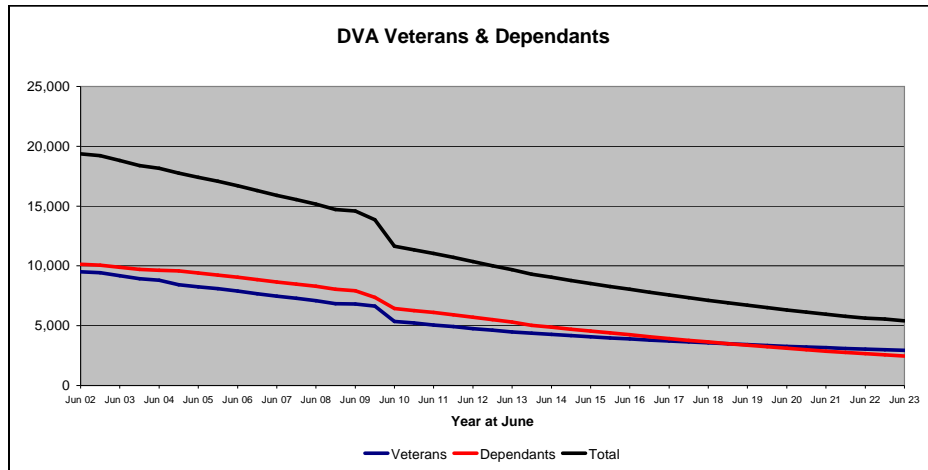
Date of Most Recent Actual Data : 28 June 2013  
Date When This Version is Current : 24 July 2013

**DVA PROJECTED BENEFICIARY NUMBERS WITH ACTUALS TO 30 JUNE 2013 - TASMANIA \***

Executive Summary of DVA Beneficiaries in Receipt of Pension(s), Allowance(s) or Health Care Under the Veterans' Entitlements Act 1986

BENEFICIARY CATEGORY	ACTUAL DATA														FORECAST DATA										
	June 2000	June 2001	June 2002	June 2003	June 2004	June 2005	June 2006	June 2007	June 2008	June 2009	June 2010	June 2011	June 2012	June 2013	June 2014	June 2015	June 2016	June 2017	June 2018	June 2019	June 2020	June 2021	June 2022	June 2023	
<b>Veterans :</b>																									
Disability Pensioners in Payment (DP)	n/a	n/a	5,983	5,833	5,704	5,476	5,364	5,119	4,948	4,831	3,851	3,664	3,477	3,306	3,200	3,000	2,900	2,800	2,700	2,600	2,500	2,400	2,400	2,300	
Age Pension Veterans (APV) (Included Above)	n/a	n/a	67	64	60	57	92	87	83	76	64	58	56	56	100	0	0	0	0	0	0	0	0	0	
Service Pension Veterans (SPV)	n/a	n/a	6,614	6,293	5,877	5,469	5,104	4,727	4,463	4,226	3,440	3,179	2,916	2,666	2,500	2,300	2,100	1,900	1,800	1,700	1,600	1,400	1,300	1,300	
Overlap Between DPs and SPVs	n/a	n/a	3,780	3,642	3,468	3,301	3,160	2,951	2,833	2,726	2,410	2,259	2,122	1,963	1,800	1,700	1,600	1,500	1,400	1,300	1,300	1,200	1,100	1,000	
Treatment / Pharmaceutical Cards or Allowances Only Recipients	n/a	n/a	683	691	681	607	580	581	508	494	488	482	490	477	500	500	500	500	500	500	500	500	500	400	
<b>Total Veterans</b>	<b>n/a</b>	<b>n/a</b>	<b>9,500</b>	<b>9,175</b>	<b>8,794</b>	<b>8,251</b>	<b>7,888</b>	<b>7,476</b>	<b>7,086</b>	<b>6,825</b>	<b>5,369</b>	<b>5,066</b>	<b>4,761</b>	<b>4,486</b>	<b>4,300</b>	<b>4,100</b>	<b>3,900</b>	<b>3,700</b>	<b>3,600</b>	<b>3,400</b>	<b>3,300</b>	<b>3,200</b>	<b>3,000</b>	<b>2,900</b>	
<b>Dependants :</b>																									
Service Pension Dependants (SPD)	n/a	n/a	5,105	4,935	4,705	4,468	4,241	3,955	3,805	3,635	2,987	2,829	2,629	2,419	2,300	2,100	2,000	1,900	1,700	1,600	1,500	1,400	1,300	1,200	
War Widow(er)s (WW)	n/a	n/a	4,017	4,031	4,064	4,028	3,956	3,869	3,747	3,643	3,206	3,034	2,838	2,648	2,500	2,300	2,200	2,000	1,800	1,700	1,500	1,400	1,300	1,200	
Orphans (O)	n/a	n/a	15	15	17	12	15	11	11	8	3	1	1	0	0	0	0	0	0	0	0	0	0	0	
Children of Disabled Veterans (DC)	n/a	n/a	10	5	5	4	3	3	2	0	0	0	0	0	0	0	0	0	0	0	0	0	0	0	
Adequate Means of Support (AMS) (a)	n/a	n/a	32	32	31	30	27	26	25	25	23	23	22	22	20	20	20	20	20	20	20	20	20	20	
Disability Pension Wives / Widow(er)s (DPD)	n/a	n/a	2,169	1,998	1,830	1,669	1,528	1,377	1,279	1,162	0	0	0	0	0	0	0	0	0	0	0	0	0	0	
Commonwealth Seniors Health Cards (CSHC)	n/a	n/a	54	54	54	93	119	136	105	98	92	83	80	72	0	0	0	0	0	0	0	0	0	0	
Age Pension Partners (APP)	n/a	n/a	39	37	38	34	61	57	53	49	42	42	43	41	0	0	0	0	0	0	0	0	0	0	
Overlap Between Dependant Categories	n/a	n/a	n/a	1,221	1,112	1,185	1,133	1,030	972	1,513	81	76	72	63	100	100	100	0	0	0	0	0	0	0	
DFISA Dependants Only						237	225	219	235	817	166	174	176	174	200	200	200	200	200	200	200	300	300		
Other Allowances or Benefits Only						17	10	31	1	3	0	0	0	0	0	0	0	0	0	0	0	0	0	0	
<b>Total Dependants</b>	<b>n/a</b>	<b>n/a</b>	<b>10,131</b>	<b>9,886</b>	<b>9,632</b>	<b>9,407</b>	<b>9,052</b>	<b>8,654</b>	<b>8,291</b>	<b>7,927</b>	<b>6,438</b>	<b>6,110</b>	<b>5,717</b>	<b>5,313</b>	<b>4,900</b>	<b>4,600</b>	<b>4,200</b>	<b>3,900</b>	<b>3,600</b>	<b>3,400</b>	<b>3,100</b>	<b>2,900</b>	<b>2,700</b>	<b>2,500</b>	
<b>Overlap Between Total Veterans and Dependants</b>	<b>n/a</b>	<b>n/a</b>	<b>268</b>	<b>255</b>	<b>262</b>	<b>249</b>	<b>252</b>	<b>230</b>	<b>212</b>	<b>185</b>	<b>151</b>	<b>143</b>	<b>127</b>	<b>109</b>	<b>100</b>	<b>100</b>	<b>100</b>	<b>100</b>	<b>100</b>	<b>100</b>	<b>100</b>	<b>100</b>	<b>100</b>	<b>0</b>	
<b>Beneficiaries - Net Total</b>	<b>n/a</b>	<b>n/a</b>	<b>19,364</b>	<b>18,806</b>	<b>18,164</b>	<b>17,409</b>	<b>16,688</b>	<b>15,900</b>	<b>15,165</b>	<b>14,589</b>	<b>11,656</b>	<b>11,033</b>	<b>10,351</b>	<b>9,690</b>	<b>9,000</b>	<b>8,500</b>	<b>8,000</b>	<b>7,600</b>	<b>7,100</b>	<b>6,700</b>	<b>6,300</b>	<b>6,000</b>	<b>5,600</b>	<b>5,400</b>	

\* - Includes overseas clients up to 2009



Date of Most Recent Actual Data : 28 June 2013  
Date When This Version is Current : 24 July 2013

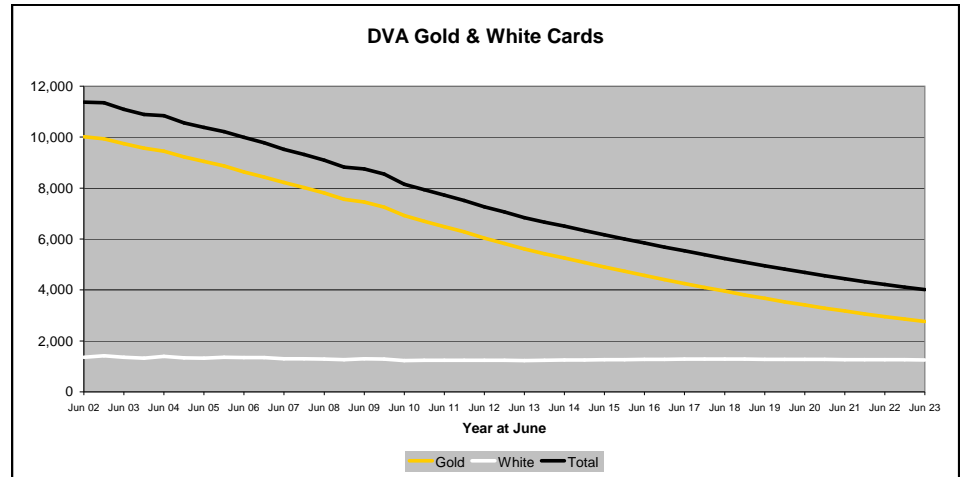
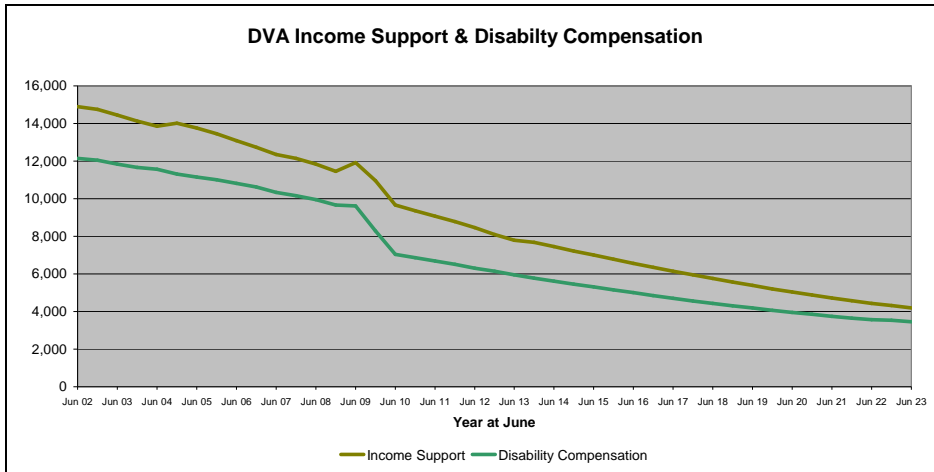
Continued next page

**DVA PROJECTED BENEFICIARY NUMBERS WITH ACTUALS TO 30 JUNE 2013 - TASMANIA \***

Executive Summary of DVA Beneficiaries in Receipt of Pension(s), Allowance(s) or Health Care Under the Veterans' Entitlements Act 1986

BENEFICIARY CATEGORY (Subsets of Net Total Beneficiaries on Previous Page)	ACTUAL DATA														FORECAST DATA									
	June 2000	June 2001	June 2002	June 2003	June 2004	June 2005	June 2006	June 2007	June 2008	June 2009	June 2010	June 2011	June 2012	June 2013	June 2014	June 2015	June 2016	June 2017	June 2018	June 2019	June 2020	June 2021	June 2022	June 2023
Total Income Support Beneficiaries (a)	n/a	n/a	14,892	14,442	13,854	13,754	13,085	12,351	11,833	11,922	9,661	9,077	8,459	7,790	7,500	7,000	6,600	6,200	5,800	5,400	5,000	4,700	4,400	4,200
Total Disability Compensation Beneficiaries (b)	n/a	n/a	12,141	11,835	11,573	11,148	10,820	10,339	9,945	9,613	7,046	6,686	6,310	5,948	5,600	5,300	5,000	4,700	4,400	4,200	4,000	3,800	3,600	3,500
<b>Health Treatment Card Holders :</b>																								
Gold Card Holders	n/a	n/a	10,012	9,741	9,450	9,050	8,636	8,219	7,804	7,453	6,925	6,483	6,030	5,610	5,300	4,900	4,600	4,300	4,000	3,700	3,400	3,200	3,000	2,800
White Card Holders	n/a	n/a	1,363	1,354	1,389	1,328	1,352	1,304	1,292	1,295	1,230	1,237	1,238	1,232	1,300	1,300	1,300	1,300	1,300	1,300	1,300	1,300	1,300	1,300
<b>Total Health Treatment Card Holders</b>	<b>n/a</b>	<b>n/a</b>	<b>11,375</b>	<b>11,095</b>	<b>10,839</b>	<b>10,378</b>	<b>9,988</b>	<b>9,523</b>	<b>9,096</b>	<b>8,748</b>	<b>8,155</b>	<b>7,720</b>	<b>7,268</b>	<b>6,842</b>	<b>6,500</b>	<b>6,200</b>	<b>5,800</b>	<b>5,500</b>	<b>5,200</b>	<b>5,000</b>	<b>4,700</b>	<b>4,400</b>	<b>4,200</b>	<b>4,000</b>
<b>Other Categories of Interest:</b>																								
Income Support Supplement (ISS)	n/a	n/a	2,940	2,993	3,061	3,108	3,025	2,942	2,858	2,791	2,633	2,474	2,318	2,144	2,000	1,900	1,800	1,700	1,500	1,400	1,300	1,200	1,000	1,000
Total Age Pensioners (AP)	n/a	n/a	106	101	98	91	153	144	136	125	106	100	99	97	100	100	100	100	100	100	100	100	100	100
Total Commonwealth Seniors Health Cards (CSHC)	n/a	n/a	126	120	113	176	209	232	183	178	162	142	133	112	100	100	100	100	100	100	100	100	100	100
Repatriation Pharmaceutical Benefits Cards (RPBC)			634	610	577	516	470	417	373	346	293	255	216	184	200	100	100	100	100	100	0	0	0	0
DFISA Total						514	487	473	511	1,075	423	434	442	427	400	500	500	500	500	500	500	600	600	600

\* - Includes overseas clients up to 2009

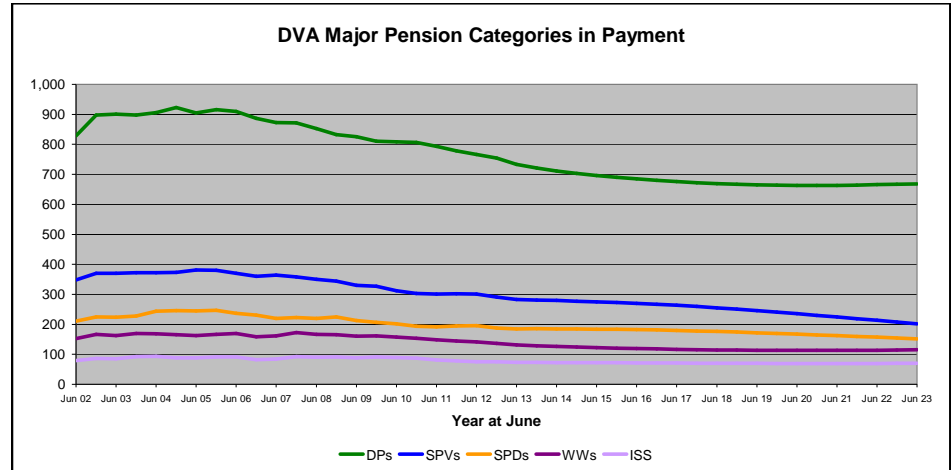
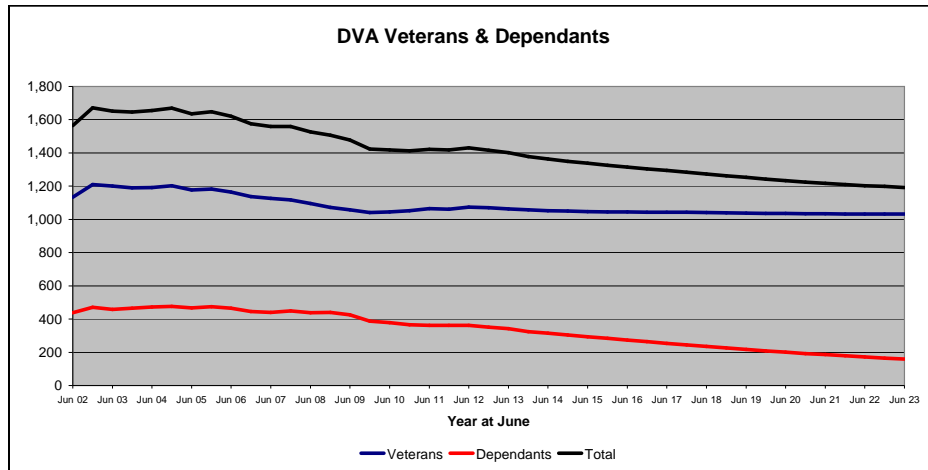


Date of Most Recent Actual Data : 28 June 2013  
Date When This Version is Current : 24 July 2013

# DVA PROJECTED BENEFICIARY NUMBERS WITH ACTUALS TO 30 JUNE 2013 - NORTHERN TERRITORY

Executive Summary of DVA Beneficiaries in Receipt of Pension(s), Allowance(s) or Health Care Under the Veterans' Entitlements Act 1986

BENEFICIARY CATEGORY	ACTUAL DATA														FORECAST DATA										
	June 2000	June 2001	June 2002	June 2003	June 2004	June 2005	June 2006	June 2007	June 2008	June 2009	June 2010	June 2011	June 2012	June 2013	June 2014	June 2015	June 2016	June 2017	June 2018	June 2019	June 2020	June 2021	June 2022	June 2023	
<b>Veterans :</b>																									
Disability Pensioners in Payment (DP)	n/a	n/a	828	901	906	905	910	873	853	825	808	793	766	739	710	700	680	680	670	670	660	660	670	670	
Age Pension Veterans (APV) (Included Above)	n/a	n/a	4	5	4	3	3	2	2	2	2	3	3	3	0	0	0	0	0	0	0	0	0	0	
Service Pension Veterans (SPV)	n/a	n/a	348	370	372	381	370	364	350	330	312	301	301	283	280	280	270	260	260	250	240	220	210	200	
Overlap Between DPs and SPVs	n/a	n/a	183	207	219	229	231	229	219	208	198	186	188	181	180	170	170	160	160	150	150	140	130	120	
Treatment / Pharmaceutical Cards or Allowances Only Recipients	n/a	n/a	140	136	133	120	116	119	111	110	123	156	194	228	240	250	260	270	280	280	280	280	290	290	
<b>Total Veterans</b>	<b>n/a</b>	<b>n/a</b>	<b>1,133</b>	<b>1,200</b>	<b>1,192</b>	<b>1,177</b>	<b>1,165</b>	<b>1,127</b>	<b>1,095</b>	<b>1,057</b>	<b>1,045</b>	<b>1,064</b>	<b>1,073</b>	<b>1,063</b>	<b>1,050</b>	<b>1,050</b>	<b>1,040</b>	<b>1,040</b>	<b>1,040</b>	<b>1,040</b>	<b>1,030</b>	<b>1,030</b>	<b>1,030</b>	<b>1,030</b>	
<b>Dependants :</b>																									
Service Pension Dependants (SPD)	n/a	n/a	211	224	244	245	237	220	220	213	202	192	196	185	190	180	180	180	180	170	170	160	160	150	
War Widow(ers) (WW)	n/a	n/a	152	162	169	162	170	161	167	160	157	148	141	131	130	120	120	120	110	110	110	110	110	120	
Orphans (O)	n/a	n/a	1	2	1	0	0	0	0	1	0	0	0	0	0	0	0	0	0	0	0	0	0	0	
Children of Disabled Veterans (DC)	n/a	n/a	4	4	3	3	2	1	0	1	0	0	0	0	0	0	0	0	0	0	0	0	0	0	
Adequate Means of Support (AMS) (a)	n/a	n/a	1	1	1	1	1	1	1	1	1	1	1	1	0	0	0	0	0	0	0	0	0	0	
Disability Pension Wives / Widow(ers) (DPD)	n/a	n/a	99	95	86	75	64	66	62	51	0	0	0	0	0	0	0	0	0	0	0	0	0	0	
Commonwealth Seniors Health Cards (CSHC)	n/a	n/a	6	6	5	15	21	21	18	17	17	15	13	14	0	0	0	0	0	0	0	0	0	0	
Age Pension Partners (APP)	n/a	n/a	3	5	4	4	3	3	3	3	3	5	5	4	0	0	0	0	0	0	0	0	0	0	
Overlap Between Dependant Categories	n/a	n/a	n/a	40	40	54	52	54	52	43	14	12	11	10	10	10	10	10	10	10	10	10	10	0	
DFISA Dependants Only						16	18	19	19	20	12	13	17	18	20	20	20	20	20	30	30	30	30	30	
Other Allowances or Benefits Only						1	1	2	1	2	0	0	0	0	0	0	0	0	0	0	0	0	0	0	
<b>Total Dependants</b>	<b>n/a</b>	<b>n/a</b>	<b>438</b>	<b>459</b>	<b>473</b>	<b>468</b>	<b>465</b>	<b>440</b>	<b>439</b>	<b>426</b>	<b>378</b>	<b>362</b>	<b>362</b>	<b>343</b>	<b>310</b>	<b>290</b>	<b>270</b>	<b>250</b>	<b>240</b>	<b>220</b>	<b>200</b>	<b>190</b>	<b>170</b>	<b>160</b>	
<b>Overlap Between Total Veterans and Dependants</b>	<b>n/a</b>	<b>n/a</b>	<b>6</b>	<b>8</b>	<b>9</b>	<b>9</b>	<b>10</b>	<b>8</b>	<b>7</b>	<b>6</b>	<b>5</b>	<b>5</b>	<b>4</b>	<b>4</b>	<b>0</b>	<b>0</b>	<b>0</b>	<b>0</b>	<b>0</b>	<b>0</b>	<b>0</b>	<b>0</b>	<b>0</b>	<b>0</b>	
<b>Beneficiaries - Net Total</b>	<b>n/a</b>	<b>n/a</b>	<b>1,565</b>	<b>1,651</b>	<b>1,656</b>	<b>1,636</b>	<b>1,620</b>	<b>1,559</b>	<b>1,527</b>	<b>1,478</b>	<b>1,418</b>	<b>1,421</b>	<b>1,431</b>	<b>1,402</b>	<b>1,360</b>	<b>1,340</b>	<b>1,320</b>	<b>1,290</b>	<b>1,270</b>	<b>1,250</b>	<b>1,230</b>	<b>1,220</b>	<b>1,200</b>	<b>1,190</b>	



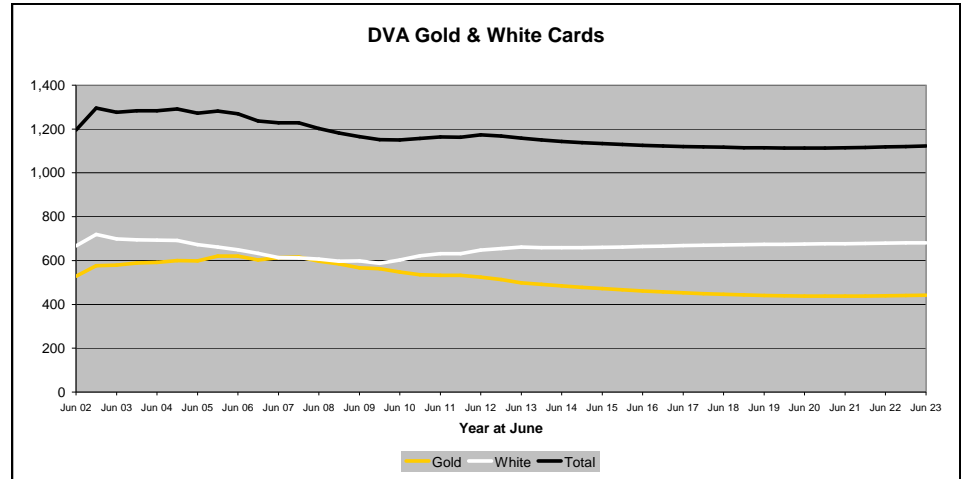
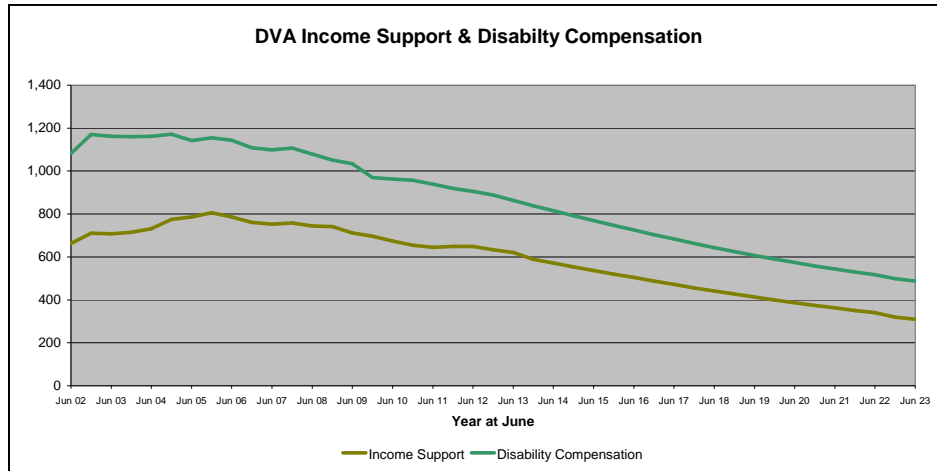
Date of Most Recent Actual Data : 28 June 2013  
Date When This Version is Current : 24 July 2013

Continued next page

# DVA PROJECTED BENEFICIARY NUMBERS WITH ACTUALS TO 30 JUNE 2013 - NORTHERN TERRITORY

Executive Summary of DVA Beneficiaries in Receipt of Pension(s), Allowance(s) or Health Care Under the Veterans' Entitlements Act 1986

BENEFICIARY CATEGORY (Subsets of Net Total Beneficiaries on Previous Page)	ACTUAL DATA														FORECAST DATA									
	June 2000	June 2001	June 2002	June 2003	June 2004	June 2005	June 2006	June 2007	June 2008	June 2009	June 2010	June 2011	June 2012	June 2013	June 2014	June 2015	June 2016	June 2017	June 2018	June 2019	June 2020	June 2021	June 2022	June 2023
Total Income Support Beneficiaries (a)	n/a	n/a	663	708	732	786	786	752	744	712	674	645	650	621	570	540	500	470	440	410	390	360	340	310
Total Disability Compensation Beneficiaries (b)	n/a	n/a	1,082	1,162	1,162	1,142	1,143	1,098	1,079	1,034	963	939	910	863	820	770	730	680	640	610	570	540	520	490
<b>Health Treatment Card Holders :</b>																								
Gold Card Holders	n/a	n/a	528	579	591	599	621	614	597	567	548	532	525	498	480	470	460	450	450	440	440	440	440	
White Card Holders	n/a	n/a	667	698	693	673	649	614	606	598	602	632	648	661	660	660	660	670	670	670	680	680	680	680
<b>Total Health Treatment Card Holders</b>	<b>n/a</b>	<b>n/a</b>	<b>1,195</b>	<b>1,277</b>	<b>1,284</b>	<b>1,272</b>	<b>1,270</b>	<b>1,228</b>	<b>1,203</b>	<b>1,165</b>	<b>1,150</b>	<b>1,164</b>	<b>1,173</b>	<b>1,159</b>	<b>1,140</b>	<b>1,130</b>	<b>1,130</b>	<b>1,120</b>	<b>1,120</b>	<b>1,110</b>	<b>1,110</b>	<b>1,120</b>	<b>1,120</b>	
<b>Other Categories of Interest:</b>																								
Income Support Supplement (ISS)	n/a	n/a	79	85	93	88	91	84	90	88	89	81	75	73	70	70	70	70	70	70	70	70	70	70
Total Age Pensioners (AP)	n/a	n/a	7	10	8	7	6	5	5	5	5	8	8	7	10	10	10	10	10	0	0	0	0	0
Total Commonwealth Seniors Health Cards (CSHC)	n/a	n/a	18	19	15	26	36	34	33	28	29	26	23	26	30	30	30	20	20	20	20	20	20	20
Repatriation Pharmaceutical Benefits Cards (RPBC)	n/a	n/a	47	48	46	40	33	26	24	21	20	18	18	14	10	10	10	10	10	0	0	0	0	0
DFISA Total						44	51	48	49	51	40	41	50	51	50	60	60	60	60	60	60	60	60	60



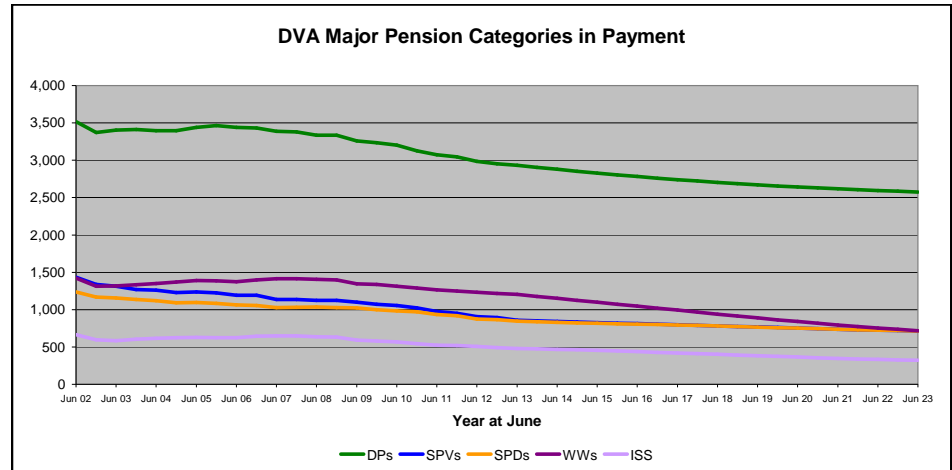
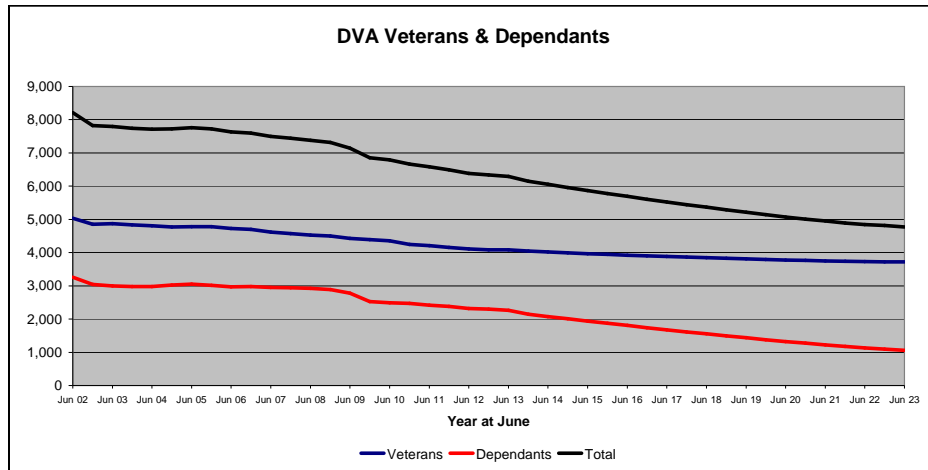
Date of Most Recent Actual Data : 28 June 2013  
 Date When This Version is Current : 24 July 2013



# DVA PROJECTED BENEFICIARY NUMBERS WITH ACTUALS TO 30 JUNE 2013 - AUSTRALIAN CAPITAL TERRITORY

Executive Summary of DVA Beneficiaries in Receipt of Pension(s), Allowance(s) or Health Care Under the Veterans' Entitlements Act 1986

BENEFICIARY CATEGORY	ACTUAL DATA														FORECAST DATA									
	June 2000	June 2001	June 2002	June 2003	June 2004	June 2005	June 2006	June 2007	June 2008	June 2009	June 2010	June 2011	June 2012	June 2013	June 2014	June 2015	June 2016	June 2017	June 2018	June 2019	June 2020	June 2021	June 2022	June 2023
<b>Veterans :</b>																								
Disability Pensioners in Payment (DP)	n/a	n/a	3,515	3,405	3,394	3,441	3,439	3,388	3,336	3,259	3,204	3,072	2,984	2,932	2,900	2,800	2,800	2,700	2,700	2,700	2,600	2,600	2,600	2,600
Age Pension Veterans (APV) (Included Above)	n/a	n/a	29	27	25	29	33	28	31	24	22	22	24	25	20	20	20	20	20	20	10	10	10	10
Service Pension Veterans (SPV)	n/a	n/a	1,435	1,312	1,259	1,235	1,192	1,135	1,122	1,100	1,057	974	905	860	800	800	800	800	800	800	800	700	700	700
Overlap Between DPs and SPVs	n/a	n/a	855	796	776	778	769	733	726	722	707	656	617	580	570	560	550	540	530	520	510	500	480	470
Treatment / Pharmaceutical Cards or Allowances Only Recipients	n/a	n/a	939	949	931	887	868	825	795	791	803	821	836	867	870	870	880	890	890	900	900	900	900	900
<b>Total Veterans</b>	<b>n/a</b>	<b>n/a</b>	<b>5,035</b>	<b>4,870</b>	<b>4,808</b>	<b>4,785</b>	<b>4,730</b>	<b>4,615</b>	<b>4,527</b>	<b>4,428</b>	<b>4,357</b>	<b>4,211</b>	<b>4,108</b>	<b>4,079</b>	<b>4,000</b>	<b>4,000</b>	<b>3,900</b>	<b>3,900</b>	<b>3,800</b>	<b>3,800</b>	<b>3,800</b>	<b>3,800</b>	<b>3,700</b>	<b>3,700</b>
<b>Dependants :</b>																								
Service Pension Dependants (SPD)	n/a	n/a	1,236	1,155	1,120	1,097	1,063	1,027	1,034	1,022	981	934	873	846	830	820	810	790	780	770	750	740	720	710
War Widow(er)s (WW)	n/a	n/a	1,422	1,318	1,351	1,390	1,372	1,412	1,407	1,345	1,314	1,265	1,233	1,203	1,200	1,100	1,000	1,000	900	900	800	800	800	700
Orphans (O)	n/a	n/a	9	10	8	6	6	3	6	6	6	8	8	7	10	10	10	10	10	10	10	10	10	10
Children of Disabled Veterans (DC)	n/a	n/a	28	15	12	11	10	8	5	2	0	0	0	0	0	0	0	0	0	0	0	0	0	0
Adequate Means of Support (AMS) (a)	n/a	n/a	7	7	7	7	6	6	6	6	6	6	6	6	10	10	10	10	10	10	10	10	10	0
Disability Pension Wives / Widow(er)s (DPD)	n/a	n/a	712	632	594	557	524	489	448	413	0	0	0	0	0	0	0	0	0	0	0	0	0	0
Commonwealth Seniors Health Cards (CSHC)	n/a	n/a	103	101	106	136	140	162	148	140	116	126	122	124	0	0	0	0	0	0	0	0	0	0
Age Pension Partners (APP)	n/a	n/a	22	22	19	21	26	20	23	18	14	13	14	15	0	0	0	0	0	0	0	0	0	0
Overlap Between Dependant Categories	n/a	n/a	n/a	259	239	326	316	312	296	292	57	50	51	57	50	50	50	40	40	40	30	30	30	0
DFISA Dependants Only						144	138	132	143	115	113	117	116	121	120	120	130	130	130	120	120	120	120	120
Other Allowances or Benefits Only						6	3	6	5	2	0	0	0	0	0	0	0	0	0	0	0	0	0	0
<b>Total Dependants</b>	<b>n/a</b>	<b>n/a</b>	<b>3,260</b>	<b>3,001</b>	<b>2,978</b>	<b>3,049</b>	<b>2,972</b>	<b>2,953</b>	<b>2,929</b>	<b>2,777</b>	<b>2,493</b>	<b>2,419</b>	<b>2,321</b>	<b>2,265</b>	<b>2,100</b>	<b>1,900</b>	<b>1,800</b>	<b>1,700</b>	<b>1,600</b>	<b>1,400</b>	<b>1,300</b>	<b>1,200</b>	<b>1,100</b>	<b>1,100</b>
<b>Overlap Between Total Veterans and Dependants</b>	<b>n/a</b>	<b>n/a</b>	<b>80</b>	<b>75</b>	<b>73</b>	<b>70</b>	<b>71</b>	<b>70</b>	<b>75</b>	<b>73</b>	<b>60</b>	<b>51</b>	<b>48</b>	<b>47</b>	<b>40</b>	<b>40</b>	<b>40</b>	<b>40</b>	<b>30</b>	<b>30</b>	<b>30</b>	<b>30</b>	<b>30</b>	<b>0</b>
<b>Beneficiaries - Net Total</b>	<b>n/a</b>	<b>n/a</b>	<b>8,215</b>	<b>7,796</b>	<b>7,713</b>	<b>7,764</b>	<b>7,631</b>	<b>7,498</b>	<b>7,381</b>	<b>7,142</b>	<b>6,790</b>	<b>6,579</b>	<b>6,381</b>	<b>6,297</b>	<b>6,100</b>	<b>5,900</b>	<b>5,700</b>	<b>5,500</b>	<b>5,400</b>	<b>5,200</b>	<b>5,100</b>	<b>4,900</b>	<b>4,800</b>	<b>4,800</b>



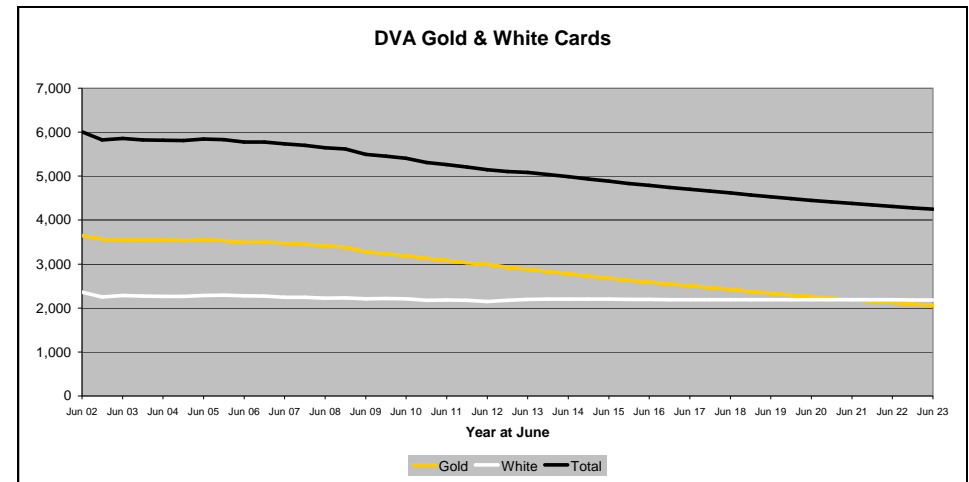
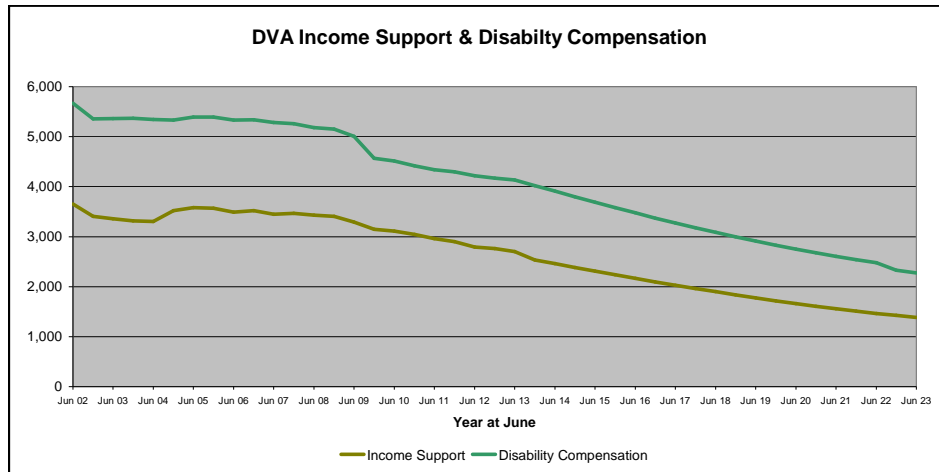
Date of Most Recent Actual Data : 28 June 2013  
Date When This Version is Current : 24 July 2013

Continued next page

# DVA PROJECTED BENEFICIARY NUMBERS WITH ACTUALS TO 30 JUNE 2013 - AUSTRALIAN CAPITAL TERRITORY

Executive Summary of DVA Beneficiaries in Receipt of Pension(s), Allowance(s) or Health Care Under the Veterans' Entitlements Act 1986

BENEFICIARY CATEGORY (Subsets of Net Total Beneficiaries on Previous Page)	ACTUAL DATA													FORECAST DATA										
	June 2000	June 2001	June 2002	June 2003	June 2004	June 2005	June 2006	June 2007	June 2008	June 2009	June 2010	June 2011	June 2012	June 2013	June 2014	June 2015	June 2016	June 2017	June 2018	June 2019	June 2020	June 2021	June 2022	June 2023
Total Income Support Beneficiaries (a)	n/a	n/a	3,651	3,359	3,303	3,581	3,493	3,447	3,432	3,290	3,112	2,958	2,791	2,703	2,500	2,300	2,200	2,000	1,900	1,800	1,700	1,600	1,500	1,400
Total Disability Compensation Beneficiaries (b)	n/a	n/a	5,666	5,362	5,343	5,390	5,335	5,285	5,184	5,005	4,515	4,340	4,221	4,137	3,900	3,700	3,500	3,300	3,100	2,900	2,800	2,600	2,500	2,300
<b>Health Treatment Card Holders :</b>																								
Gold Card Holders	n/a	n/a	3,646	3,566	3,557	3,559	3,496	3,485	3,419	3,284	3,195	3,085	2,996	2,889	2,800	2,700	2,600	2,500	2,400	2,300	2,300	2,200	2,100	2,100
White Card Holders	n/a	n/a	2,359	2,288	2,262	2,284	2,281	2,247	2,224	2,212	2,209	2,180	2,149	2,197	2,200	2,200	2,200	2,200	2,200	2,200	2,200	2,200	2,200	2,200
<b>Total Health Treatment Card Holders</b>	<b>n/a</b>	<b>n/a</b>	<b>6,005</b>	<b>5,854</b>	<b>5,819</b>	<b>5,843</b>	<b>5,777</b>	<b>5,732</b>	<b>5,643</b>	<b>5,496</b>	<b>5,404</b>	<b>5,265</b>	<b>5,145</b>	<b>5,086</b>	<b>5,000</b>	<b>4,900</b>	<b>4,800</b>	<b>4,700</b>	<b>4,600</b>	<b>4,500</b>	<b>4,500</b>	<b>4,400</b>	<b>4,300</b>	<b>4,300</b>
<b>Other Categories of Interest:</b>																								
Income Support Supplement (ISS)	n/a	n/a	665	586	617	628	624	647	637	593	568	525	507	481	470	450	440	420	400	380	360	350	330	320
Total Age Pensioners (AP)	n/a	n/a	51	49	44	50	59	48	54	42	36	35	38	40	40	40	30	30	30	30	30	20	20	20
Total Commonwealth Seniors Health Cards (CSHC)	n/a	n/a	264	257	263	306	312	351	326	309	247	266	247	246	200	200	200	200	200	200	200	200	200	200
Repatriation Pharmaceutical Benefits Cards (RPBC)			265	252	244	222	210	192	176	155	148	120	106	94	100	100	100	0	0	0	0	0	0	0
DFISA Total						310	297	282	308	263	254	255	255	266	300	300	300	300	300	300	200	200	200	200

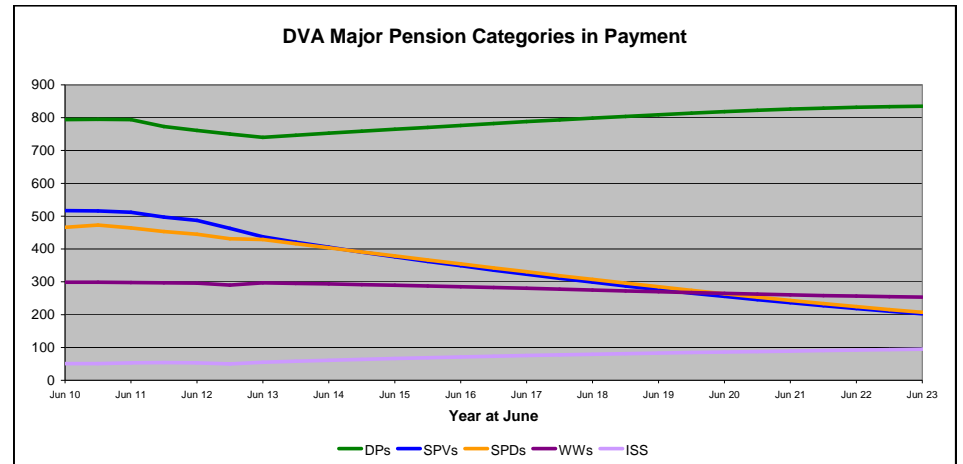
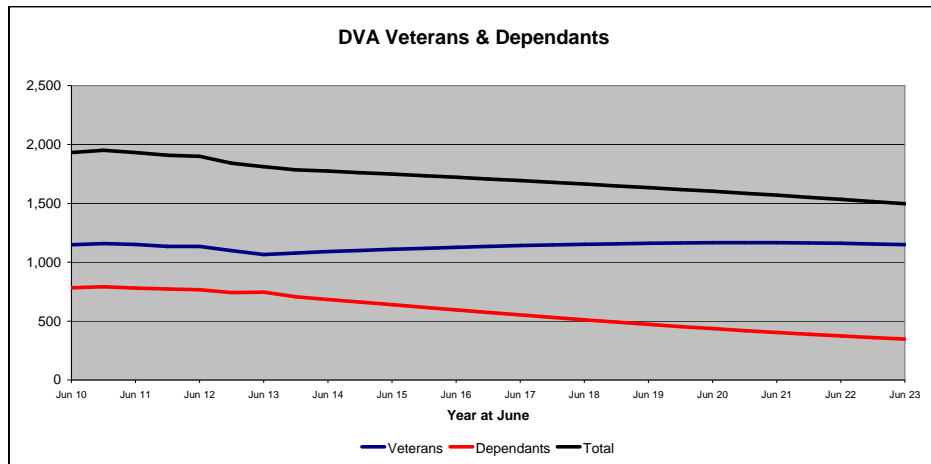


Date of Most Recent Actual Data : 28 June 2013  
Date When This Version is Current : 24 July 2013

# DVA PROJECTED BENEFICIARY NUMBERS WITH ACTUALS TO 30 JUNE 2013 - OVERSEAS CLIENTS

Executive Summary of DVA Beneficiaries in Receipt of Pension(s), Allowance(s) or Health Care Under the Veterans' Entitlements Act 1986

BENEFICIARY CATEGORY	ACTUAL DATA													FORECAST DATA										
	June 2000	June 2001	June 2002	June 2003	June 2004	June 2005	June 2006	June 2007	June 2008	June 2009	June 2010	June 2011	June 2012	June 2013	June 2014	June 2015	June 2016	June 2017	June 2018	June 2019	June 2020	June 2021	June 2022	June 2023
<b>Veterans :</b>																								
Disability Pensioners in Payment (DP)	n/a	n/a	n/a	n/a	n/a	n/a	n/a	n/a	n/a	n/a	794	794	761	740	750	760	780	790	800	810	820	830	830	830
Age Pension Veterans (APV) (Included Above)	n/a	n/a	n/a	n/a	n/a	n/a	n/a	n/a	n/a	n/a	2	3	4	5	0	0	0	0	0	0	0	0	0	0
Service Pension Veterans (SPV)	n/a	n/a	n/a	n/a	n/a	n/a	n/a	n/a	n/a	n/a	517	512	487	437	410	380	350	320	300	280	260	240	220	200
Overlap Between DPs and SPVs	n/a	n/a	n/a	n/a	n/a	n/a	n/a	n/a	n/a	n/a	185	204	196	192	190	180	180	170	170	160	150	150	140	140
Treatment / Pharmaceutical Cards or Allowances Only Recipients	n/a	n/a	n/a	n/a	n/a	n/a	n/a	n/a	n/a	n/a	23	49	82	81	120	150	180	200	220	240	250	250	250	250
<b>Total Veterans</b>	<b>n/a</b>	<b>n/a</b>	<b>n/a</b>	<b>n/a</b>	<b>n/a</b>	<b>n/a</b>	<b>n/a</b>	<b>n/a</b>	<b>n/a</b>	<b>n/a</b>	<b>1,149</b>	<b>1,151</b>	<b>1,134</b>	<b>1,066</b>	<b>1,090</b>	<b>1,110</b>	<b>1,130</b>	<b>1,140</b>	<b>1,150</b>	<b>1,160</b>	<b>1,170</b>	<b>1,170</b>	<b>1,160</b>	<b>1,150</b>
<b>Dependants :</b>																								
Service Pension Dependants (SPD)	n/a	n/a	n/a	n/a	n/a	n/a	n/a	n/a	n/a	n/a	466	464	445	429	400	380	350	330	310	290	260	240	220	210
War Widow(er)s (WW)	n/a	n/a	n/a	n/a	n/a	n/a	n/a	n/a	n/a	n/a	299	298	296	297	290	290	290	280	280	270	270	260	260	250
Orphans (O)	n/a	n/a	n/a	n/a	n/a	n/a	n/a	n/a	n/a	n/a	9	10	10	9	10	10	10	10	10	10	10	10	10	10
Children of Disabled Veterans (DC)	n/a	n/a	n/a	n/a	n/a	n/a	n/a	n/a	n/a	n/a	0	0	0	0	0	0	0	0	0	0	0	0	0	0
Adequate Means of Support (AMS) (a)	n/a	n/a	n/a	n/a	n/a	n/a	n/a	n/a	n/a	n/a	1	1	1	1	0	0	0	0	0	0	0	0	0	0
Disability Pension Wives / Widow(er)s (DPD)	n/a	n/a	n/a	n/a	n/a	n/a	n/a	n/a	n/a	n/a	0	0	0	0	0	0	0	0	0	0	0	0	0	0
Commonwealth Seniors Health Cards (CSHC)	n/a	n/a	n/a	n/a	n/a	0	0	0	0	0	1	1	1	1	0	0	0	0	0	0	0	0	0	0
Age Pension Partners (APP)	n/a	n/a	n/a	n/a	n/a	n/a	n/a	n/a	n/a	n/a	1	1	1	1	0	0	0	0	0	0	0	0	0	0
Overlap Between Dependant Categories	n/a	n/a	n/a	n/a	n/a	n/a	n/a	n/a	n/a	n/a	0	1	-5	-4	0	0	0	0	0	0	0	0	0	0
DFISA Dependants Only	n/a	n/a	n/a	n/a	n/a	n/a	n/a	n/a	n/a	n/a	6	7	7	4	0	10	10	10	10	10	10	10	10	10
Other Allowances or Benefits Only	n/a	n/a	n/a	n/a	n/a	n/a	n/a	n/a	n/a	n/a	0	0	0	0	0	0	0	0	0	0	0	0	0	0
<b>Total Dependants</b>	<b>n/a</b>	<b>n/a</b>	<b>n/a</b>	<b>n/a</b>	<b>n/a</b>	<b>n/a</b>	<b>n/a</b>	<b>n/a</b>	<b>n/a</b>	<b>n/a</b>	<b>783</b>	<b>781</b>	<b>766</b>	<b>746</b>	<b>680</b>	<b>640</b>	<b>600</b>	<b>550</b>	<b>510</b>	<b>470</b>	<b>440</b>	<b>400</b>	<b>370</b>	<b>350</b>
<b>Overlap Between Total Veterans and Dependants</b>	<b>n/a</b>	<b>n/a</b>	<b>n/a</b>	<b>n/a</b>	<b>n/a</b>	<b>n/a</b>	<b>n/a</b>	<b>n/a</b>	<b>n/a</b>	<b>n/a</b>	<b>0</b>	<b>1</b>	<b>0</b>	<b>0</b>	<b>0</b>	<b>0</b>	<b>0</b>	<b>0</b>	<b>0</b>	<b>0</b>	<b>0</b>	<b>0</b>	<b>0</b>	<b>0</b>
<b>Beneficiaries - Net Total</b>	<b>n/a</b>	<b>n/a</b>	<b>n/a</b>	<b>n/a</b>	<b>n/a</b>	<b>n/a</b>	<b>n/a</b>	<b>n/a</b>	<b>n/a</b>	<b>n/a</b>	<b>1,932</b>	<b>1,931</b>	<b>1,900</b>	<b>1,812</b>	<b>1,770</b>	<b>1,750</b>	<b>1,720</b>	<b>1,690</b>	<b>1,660</b>	<b>1,630</b>	<b>1,600</b>	<b>1,570</b>	<b>1,530</b>	<b>1,500</b>



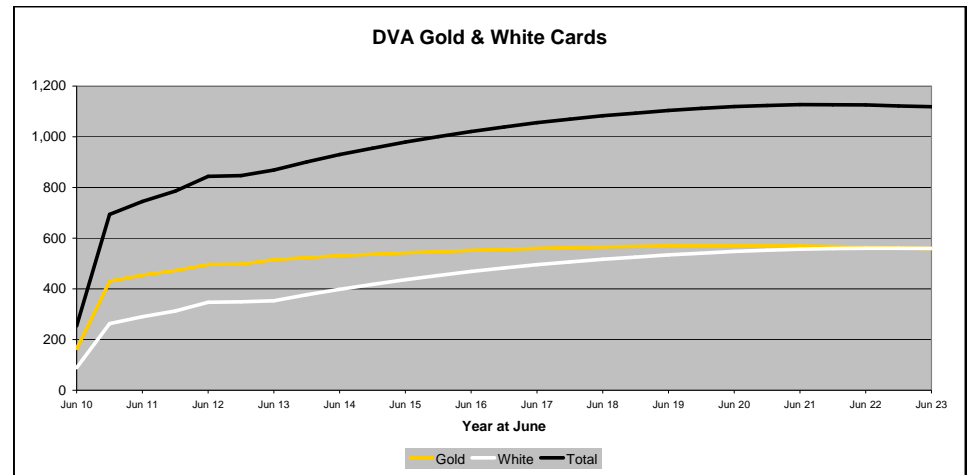
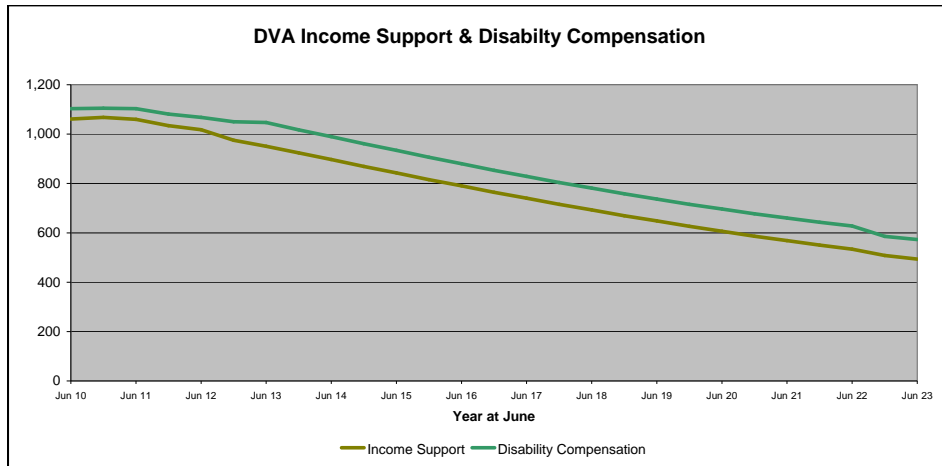
Date of Most Recent Actual Data : 28 June 2013  
Date When This Version is Current : 24 July 2013

Continued next page

# DVA PROJECTED BENEFICIARY NUMBERS WITH ACTUALS TO 30 JUNE 2013 - OVERSEAS CLIENTS

Executive Summary of DVA Beneficiaries in Receipt of Pension(s), Allowance(s) or Health Care Under the Veterans' Entitlements Act 1986

BENEFICIARY CATEGORY (Subsets of Net Total Beneficiaries on Previous Page)	ACTUAL DATA													FORECAST DATA										
	June 2000	June 2001	June 2002	June 2003	June 2004	June 2005	June 2006	June 2007	June 2008	June 2009	June 2010	June 2011	June 2012	June 2013	June 2014	June 2015	June 2016	June 2017	June 2018	June 2019	June 2020	June 2021	June 2022	June 2023
Total Income Support Beneficiaries (a)	n/a	n/a	n/a	n/a	n/a	n/a	n/a	n/a	n/a	n/a	1,061	1,060	1,020	951	900	840	790	740	690	650	610	570	530	490
Total Disability Compensation Beneficiaries (b)	n/a	n/a	n/a	n/a	n/a	n/a	n/a	n/a	n/a	n/a	1,103	1,103	1,070	1,047	990	930	880	830	780	740	700	660	630	570
<b>Health Treatment Card Holders :</b>																								
Gold Card Holders	n/a	n/a	n/a	n/a	n/a	n/a	n/a	n/a	n/a	n/a	165	455	497	516	530	540	550	560	570	570	570	570	570	560
White Card Holders	n/a	n/a	n/a	n/a	n/a	n/a	n/a	n/a	n/a	n/a	89	290	347	353	400	440	470	500	520	530	550	560	560	560
<b>Total Health Treatment Card Holders</b>	<b>n/a</b>	<b>n/a</b>	<b>n/a</b>	<b>n/a</b>	<b>n/a</b>	<b>n/a</b>	<b>n/a</b>	<b>n/a</b>	<b>n/a</b>	<b>n/a</b>	<b>254</b>	<b>745</b>	<b>844</b>	<b>869</b>	<b>930</b>	<b>980</b>	<b>1,020</b>	<b>1,060</b>	<b>1,080</b>	<b>1,100</b>	<b>1,120</b>	<b>1,130</b>	<b>1,130</b>	<b>1,120</b>
<b>Other Categories of Interest:</b>																								
Income Support Supplement (ISS)	n/a	n/a	n/a	n/a	n/a	n/a	n/a	n/a	n/a	n/a	51	53	53	55	60	70	70	80	80	80	90	90	90	100
Total Age Pensioners (AP)	n/a	n/a	n/a	n/a	n/a	n/a	n/a	n/a	n/a	n/a	3	4	5	6	10	10	0	0	0	0	0	0	0	0
Total Commonwealth Seniors Health Cards (CSHC)	n/a	n/a	n/a	n/a	n/a	0	0	0	0	0	1	1	1	1	0	0	0	0	0	0	0	0	0	0
Repatriation Pharmaceutical Benefits Cards (RPBC)						n/a	n/a	n/a	n/a	n/a	16	50	51	42	40	30	30	30	20	20	10	10	10	10
DFISA Total						n/a	n/a	n/a	n/a	n/a	26	30	32	29	30	30	30	30	30	30	20	20	20	20



Date of Most Recent Actual Data : 28 June 2013  
 Date When This Version is Current : 24 July 2013