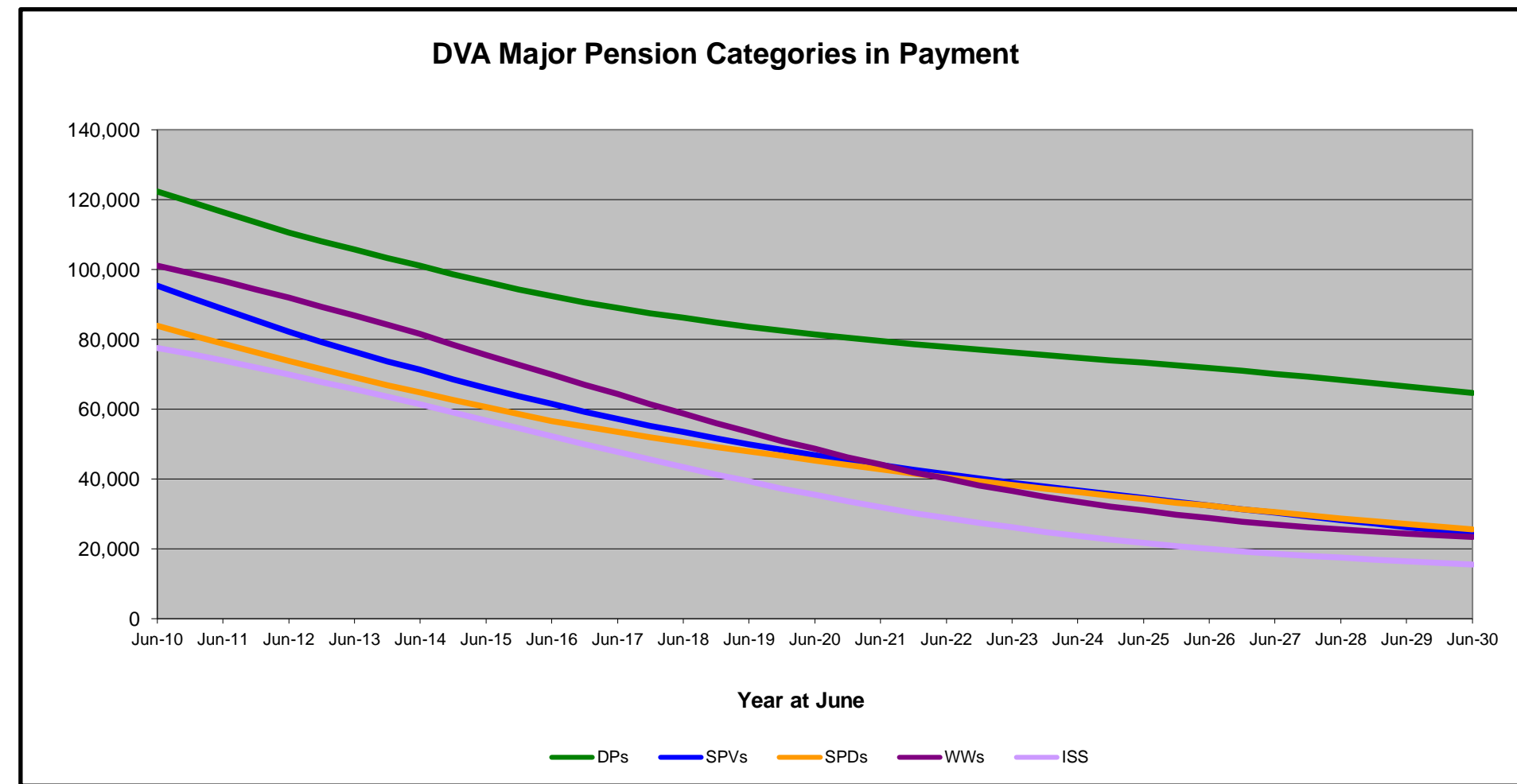
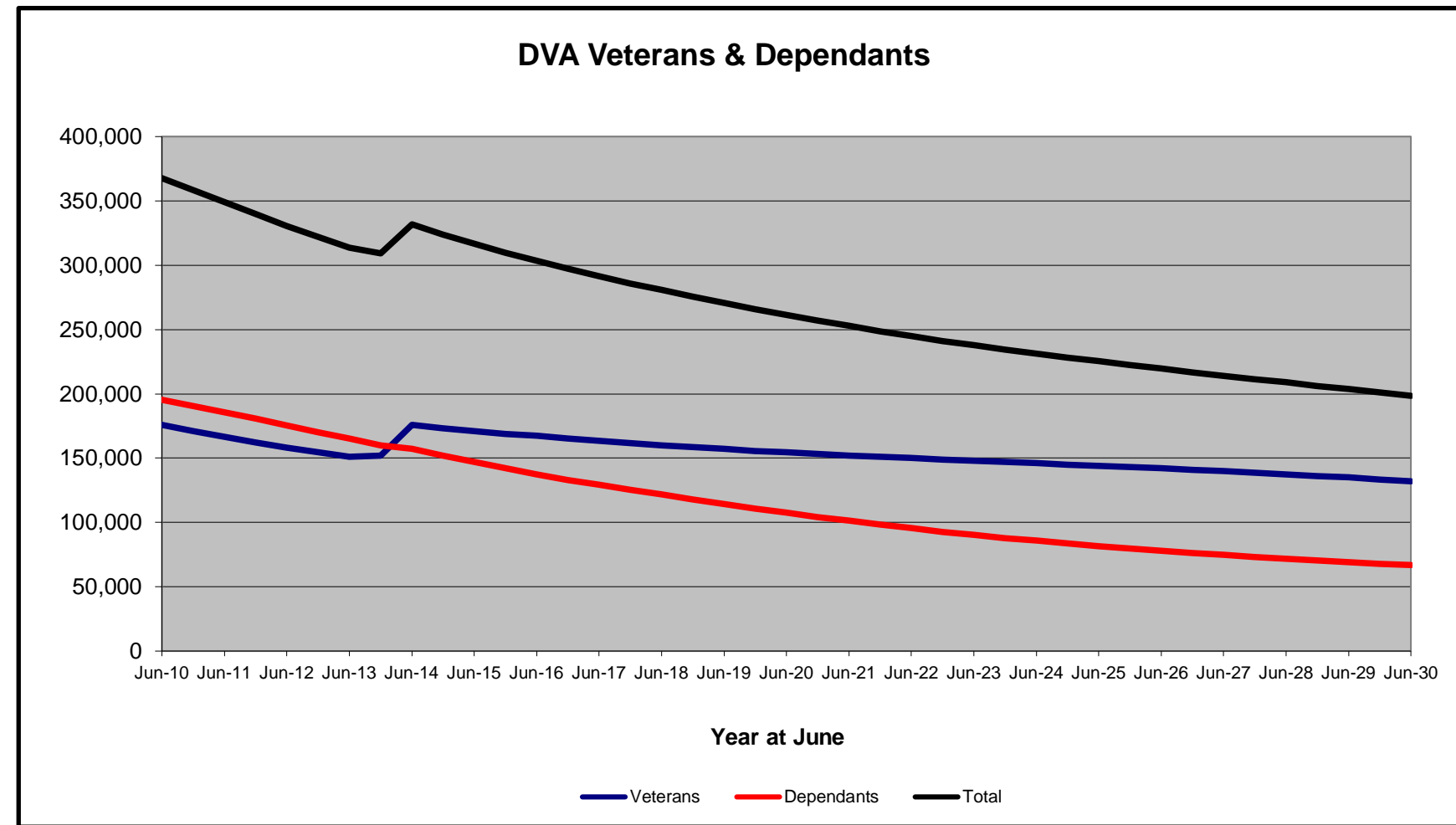


# DVA PROJECTED BENEFICIARY NUMBERS WITH ACTUALS TO 30 JUNE 2016 - AUSTRALIA

## Executive Summary of DVA Beneficiaries in Receipt of Pension(s), Allowance(s) or Health Care

BENEFICIARY CATEGORY	ACTUAL DATA							FORECAST DATA														
	June 2010	June 2011	June 2012	June 2013	June 2014	June 2015	June 2016	June 2017	June 2018	June 2019	June 2020	June 2021	June 2022	June 2023	June 2024	June 2025	June 2026	June 2027	June 2028	June 2029	June 2030	
<b>Veterans :</b>																						
Disability Pensioners in Payment	122,355	116,498	110,644	105,705	101,059	96,493	92,374	89,100	86,200	83,700	81,500	79,600	77,900	76,300	74,800	73,300	71,800	70,200	68,400	66,600	64,700	
Age Pension Veterans (Included Above)	3,006	2,771	2,562	2,405	2,244	2,151	2,097	2,000	1,900	1,900	1,900	2,000	2,000	2,100	2,200	2,300	2,500	2,600	2,700	2,800	2,900	
Service Pension Veterans	95,363	88,652	82,229	76,523	71,266	66,016	61,504	57,300	53,400	50,000	46,900	44,000	41,400	39,000	36,700	34,500	32,400	30,300	28,300	26,300	24,300	
Disability Pensioner & Service Pension Veteran Overlap	62,077	58,300	54,638	51,371	48,307	45,206	42,542	40,100	37,800	35,600	33,700	31,800	30,100	28,400	26,800	25,200	23,600	22,000	20,400	18,900	17,300	
Treatment Cards, Allowances or Accepted Disabilities Only	20,353	19,803	19,974	20,383	51,867	53,713	55,968	57,200	58,200	59,100	59,800	60,400	60,800	61,100	61,300	61,400	61,500	61,400	61,200	60,900	60,500	
MRCA Veterans	n/a	n/a	n/a	n/a	16,732	19,561	22,337	24,300	26,000	27,500	28,800	30,000	31,100	32,000	32,800	33,400	34,000	34,500	34,800	35,100	35,300	
SRCA Veterans	n/a	n/a	n/a	n/a	50,223	50,757	51,388	52,600	53,900	55,100	56,300	57,300	58,300	59,200	60,000	60,700	61,300	61,800	62,200	62,400	62,400	
<b>Total Veterans</b>	<b>175,994</b>	<b>166,653</b>	<b>158,209</b>	<b>151,240</b>	<b>175,934</b>	<b>171,016</b>	<b>167,304</b>	<b>163,500</b>	<b>160,100</b>	<b>157,100</b>	<b>154,500</b>	<b>152,100</b>	<b>150,000</b>	<b>148,000</b>	<b>146,100</b>	<b>144,100</b>	<b>142,000</b>	<b>139,800</b>	<b>137,500</b>	<b>134,900</b>	<b>132,100</b>	
<b>Dependants :</b>																						
Service Pension Dependants	83,879	78,716	73,827	69,174	64,902	60,631	56,670	53,500	50,600	47,900	45,300	42,900	40,500	38,300	36,300	34,300	32,300	30,500	28,800	27,100	25,600	
War Widow(er)s	101,090	96,761	91,925	86,865	81,531	75,536	69,960	64,300	58,800	53,500	48,600	44,100	40,100	36,600	33,500	31,000	28,800	27,100	25,600	24,400	23,400	
Orphans	190	187	179	171	177	173	150	140	140	150	150	160	170	170	170	170	170	170	170	170	170	
Adequate Means of Support (a)	449	431	419	408	398	382	367	360	360	350	350	340	340	330	330	320	310	310	300	290	280	
Age Pension Partners	2,161	2,008	1,850	1,716	1,545	1,470	1,408	1,300	1,200	1,200	1,100	1,100	1,100	1,100	1,000	1,000	1,000	1,000	1,000	900	900	
Commonwealth Seniors Health Cards Dependants	4,153	4,100	3,849	3,694	3,214	3,055	2,835	2,700	2,600	2,500	2,500	2,400	2,300	2,300	2,300	2,200	2,200	2,200	2,200	2,200	2,200	
Defence Force Income Support Supplement Dependants	7,282	6,974	6,567	6,228	5,879	5,811	5,711	5,200	4,800	4,500	4,200	3,900	3,700	3,500	3,200	3,100	2,900	2,700	2,600	2,400	2,300	
MRCA Dependants	n/a	n/a	n/a	n/a	158	177	188	190	190	190	190	190	190	190	190	180	170	170	170	160	160	
Other Dependants	411	425	530	590	2,607	2,513	2,526	3,900	5,100	6,200	7,200	8,100	9,000	9,700	10,500	11,100	11,700	12,300	12,700	13,200	13,500	
Total Overlap Between Dependant Categories	4,230	4,036	3,766	3,513	3,028	2,827	2,659	2,500	2,300	2,100	2,000	1,900	1,900	1,800	1,700	1,700	1,700	1,600	1,600	1,600	1,600	
<b>Total Dependants</b>	<b>195,385</b>	<b>185,566</b>	<b>175,380</b>	<b>165,333</b>	<b>157,383</b>	<b>146,921</b>	<b>137,156</b>	<b>129,300</b>	<b>121,600</b>	<b>114,400</b>	<b>107,600</b>	<b>101,300</b>	<b>95,500</b>	<b>90,400</b>	<b>85,700</b>	<b>81,600</b>	<b>78,000</b>	<b>74,700</b>	<b>71,800</b>	<b>69,300</b>	<b>66,900</b>	
<b>Total Veterans and Total Dependants Overlap</b>	<b>3,564</b>	<b>3,290</b>	<b>2,968</b>	<b>2,693</b>	<b>1,590</b>	<b>1,366</b>	<b>1,172</b>	<b>1,000</b>	<b>900</b>	<b>800</b>	<b>700</b>	<b>600</b>	<b>500</b>	<b>500</b>	<b>400</b>	<b>400</b>	<b>400</b>	<b>400</b>	<b>400</b>	<b>400</b>	<b>400</b>	
<b>Nett Total Clients *</b>	<b>367,815</b>	<b>348,929</b>	<b>330,621</b>	<b>313,880</b>	<b>331,727</b>	<b>316,571</b>	<b>303,288</b>	<b>291,700</b>	<b>280,800</b>	<b>270,800</b>	<b>261,400</b>	<b>252,800</b>	<b>245,000</b>	<b>237,900</b>	<b>231,400</b>	<b>225,300</b>	<b>219,600</b>	<b>214,200</b>	<b>208,900</b>	<b>203,800</b>	<b>198,600</b>	

\* - From June 2014 this report contains a more complete count of total DVA clients. The previous count; Net Total Beneficiaries; included all persons receiving a VEA pension/allowance or holding a treatment or pharmaceutical entitlement card. In contrast, the Nett Total DVA Client count also includes any veteran with one or more service related disabilities accepted under the SRCA or the MRCA as well as dependent children of veterans currently receiving student payments under the VCES or MRCAETS.



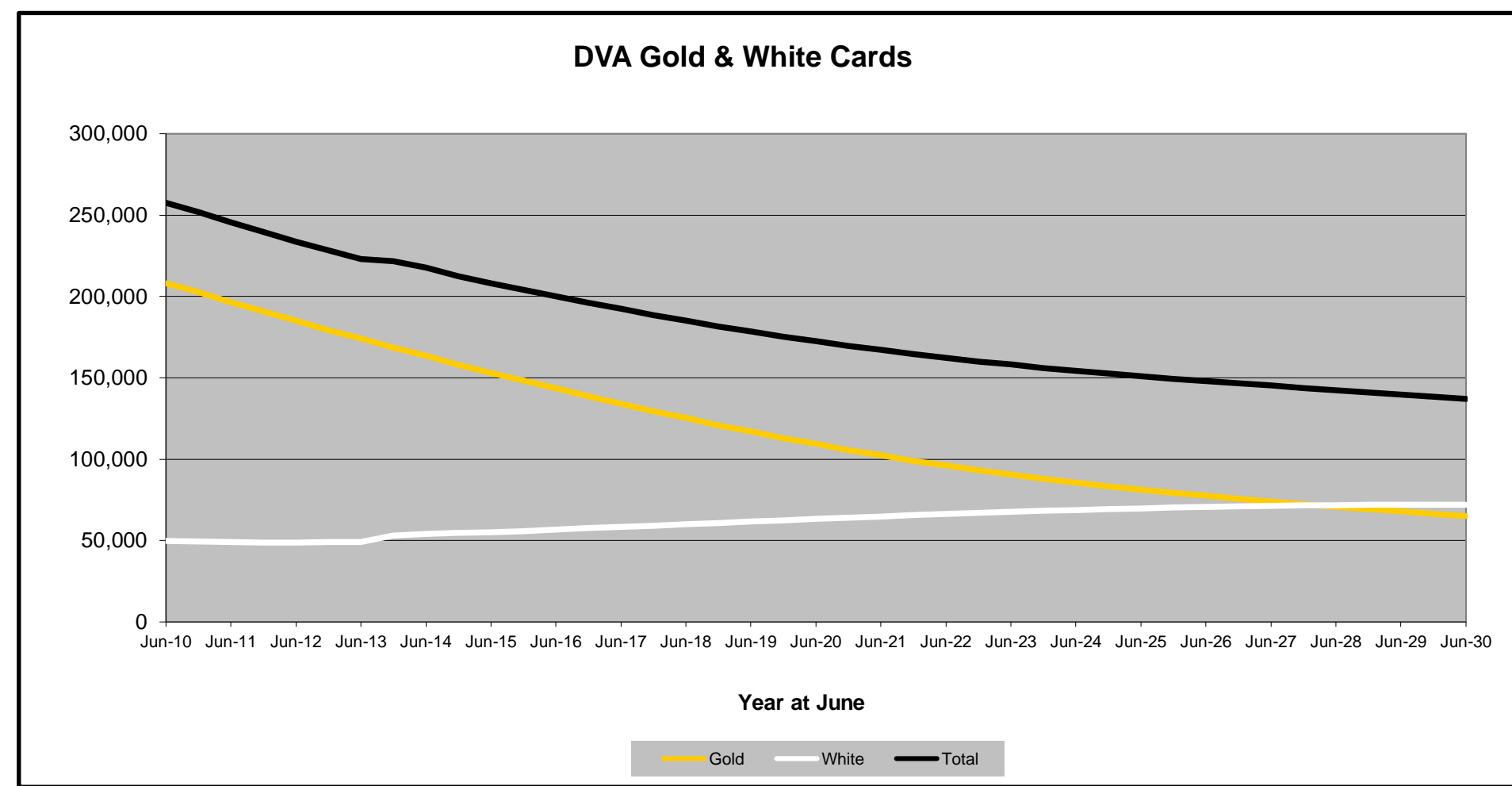
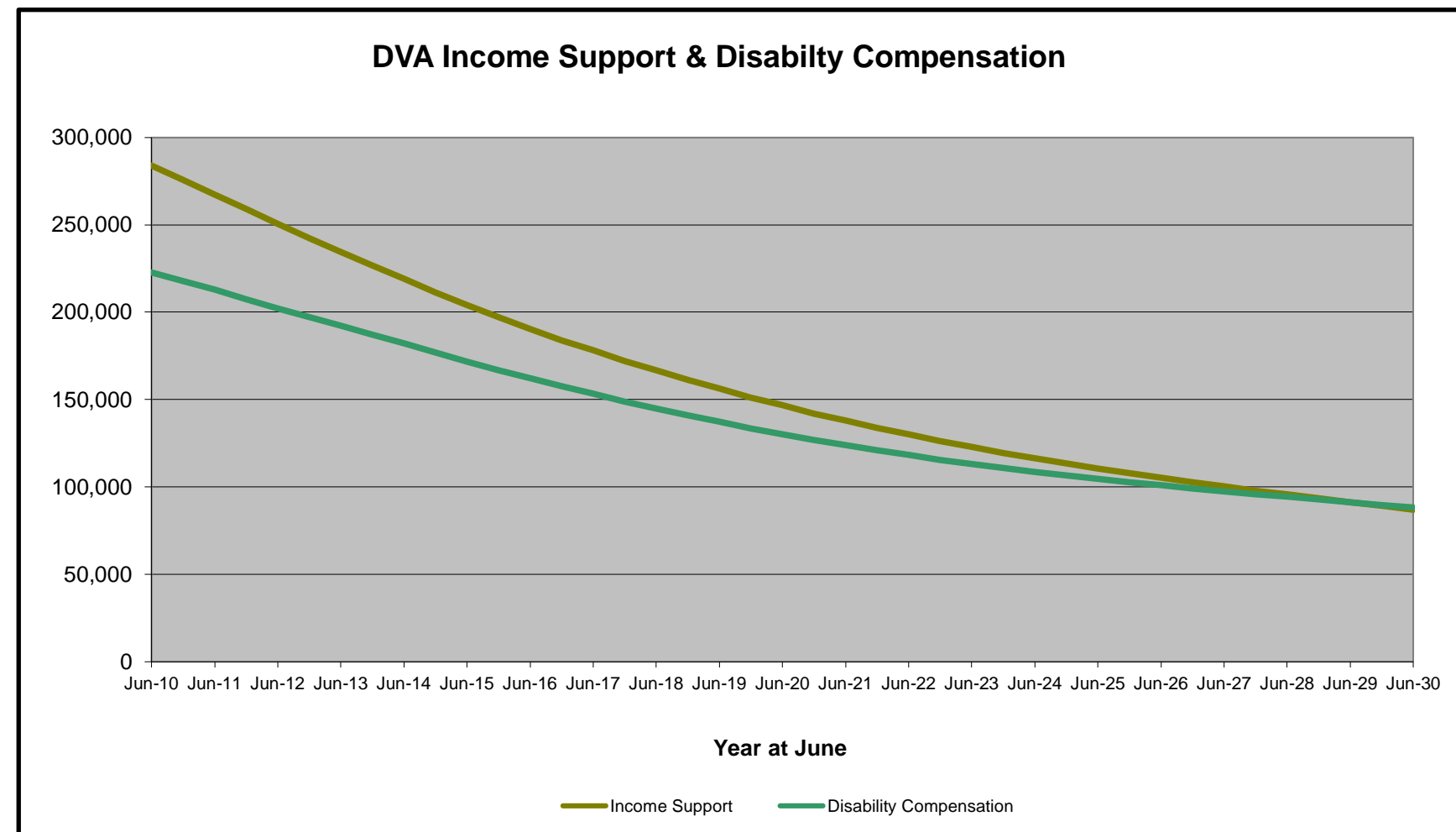
Date of Most Recent Actual Data : 1 Jul 2016  
Date When This Version is Current : 2 Aug 2016

Continued next page

# DVA PROJECTED BENEFICIARY NUMBERS WITH ACTUALS TO 30 JUNE 2016 - AUSTRALIA

## Executive Summary of DVA Beneficiaries in Receipt of Pension(s), Allowance(s) or Health Care

BENEFICIARY CATEGORY (Subsets of Net Total Beneficiaries on Previous Page)	ACTUAL DATA										FORECAST DATA										
	June 2010	June 2011	June 2012	June 2013	June 2014	June 2015	June 2016	June 2017	June 2018	June 2019	June 2020	June 2021	June 2022	June 2023	June 2024	June 2025	June 2026	June 2027	June 2028	June 2029	June 2030
<b>Health Treatment Card Holders :</b>																					
Gold Cards	207,945	196,619	185,031	174,168	163,578	153,033	143,635	134,200	125,300	117,000	109,300	102,300	96,100	90,600	85,600	81,300	77,400	73,900	70,800	67,800	65,000
White Cards	49,621	48,986	48,769	49,013	53,984	55,148	56,610	58,400	59,900	61,600	63,200	64,800	66,200	67,600	68,800	69,800	70,600	71,200	71,700	71,900	72,000
<b>Total Health Treatment Cards</b>	<b>257,566</b>	<b>245,605</b>	<b>233,800</b>	<b>223,181</b>	<b>217,562</b>	<b>208,181</b>	<b>200,245</b>	<b>192,500</b>	<b>185,200</b>	<b>178,600</b>	<b>172,500</b>	<b>167,100</b>	<b>162,300</b>	<b>158,100</b>	<b>154,400</b>	<b>151,100</b>	<b>148,000</b>	<b>145,200</b>	<b>142,500</b>	<b>139,700</b>	<b>137,000</b>
Repatriation Pharmaceutical Benefits Cards (Orange Cards)	10,614	9,293	7,996	6,817	5,744	4,709	3,799	3,000	2,400	1,800	1,400	1,000	700	500	400	300	200	100	100	100	100
<b>Other Income Support Categories:</b>																					
Income Support Supplement	77,584	73,970	69,989	65,730	61,463	56,725	52,292	47,800	43,500	39,300	35,500	32,000	28,900	26,100	23,800	21,800	20,100	18,700	17,500	16,500	15,600
Age Pensioners	5,167	4,779	4,412	4,121	3,833	3,658	3,538	3,300	3,200	3,100	3,100	3,100	3,100	3,200	3,300	3,400	3,500	3,600	3,700	3,800	3,900
Commonwealth Seniors Health Cards	7,269	7,014	6,428	6,069	5,150	4,698	4,321	4,200	4,100	4,000	3,900	3,800	3,800	3,700	3,700	3,700	3,700	3,700	3,700	3,700	3,600
Defence Force Income Support Supplement (DFISA)	18,678	17,941	17,050	16,159	15,447	15,192	14,784	14,500	14,300	14,300	14,400	14,600	14,900	15,200	15,500	15,900	16,300	16,600	17,000	17,200	17,500
<b>Total Income Support Beneficiaries (a)</b>	<b>283,823</b>	<b>267,297</b>	<b>250,472</b>	<b>234,603</b>	<b>219,153</b>	<b>204,180</b>	<b>190,423</b>	<b>178,200</b>	<b>166,800</b>	<b>156,300</b>	<b>146,700</b>	<b>138,000</b>	<b>130,100</b>	<b>123,000</b>	<b>116,600</b>	<b>110,700</b>	<b>105,300</b>	<b>100,400</b>	<b>95,700</b>	<b>91,400</b>	<b>87,200</b>
<b>Total Disability Compensation Beneficiaries (b)</b>	<b>222,876</b>	<b>212,749</b>	<b>202,154</b>	<b>192,236</b>	<b>182,345</b>	<b>171,874</b>	<b>162,247</b>	<b>153,400</b>	<b>145,100</b>	<b>137,400</b>	<b>130,300</b>	<b>124,000</b>	<b>118,300</b>	<b>113,200</b>	<b>108,700</b>	<b>104,700</b>	<b>101,000</b>	<b>97,600</b>	<b>94,400</b>	<b>91,400</b>	<b>88,400</b>



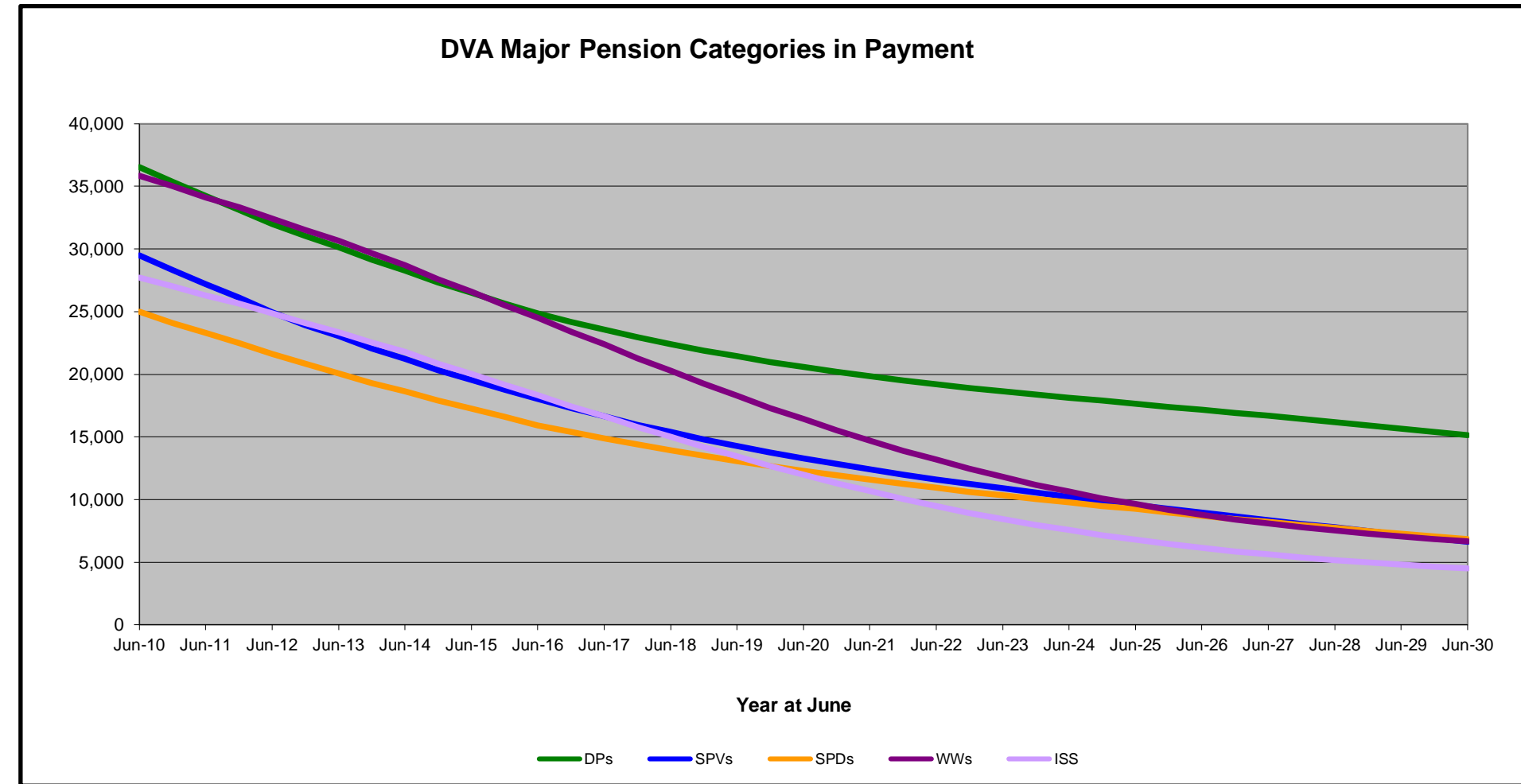
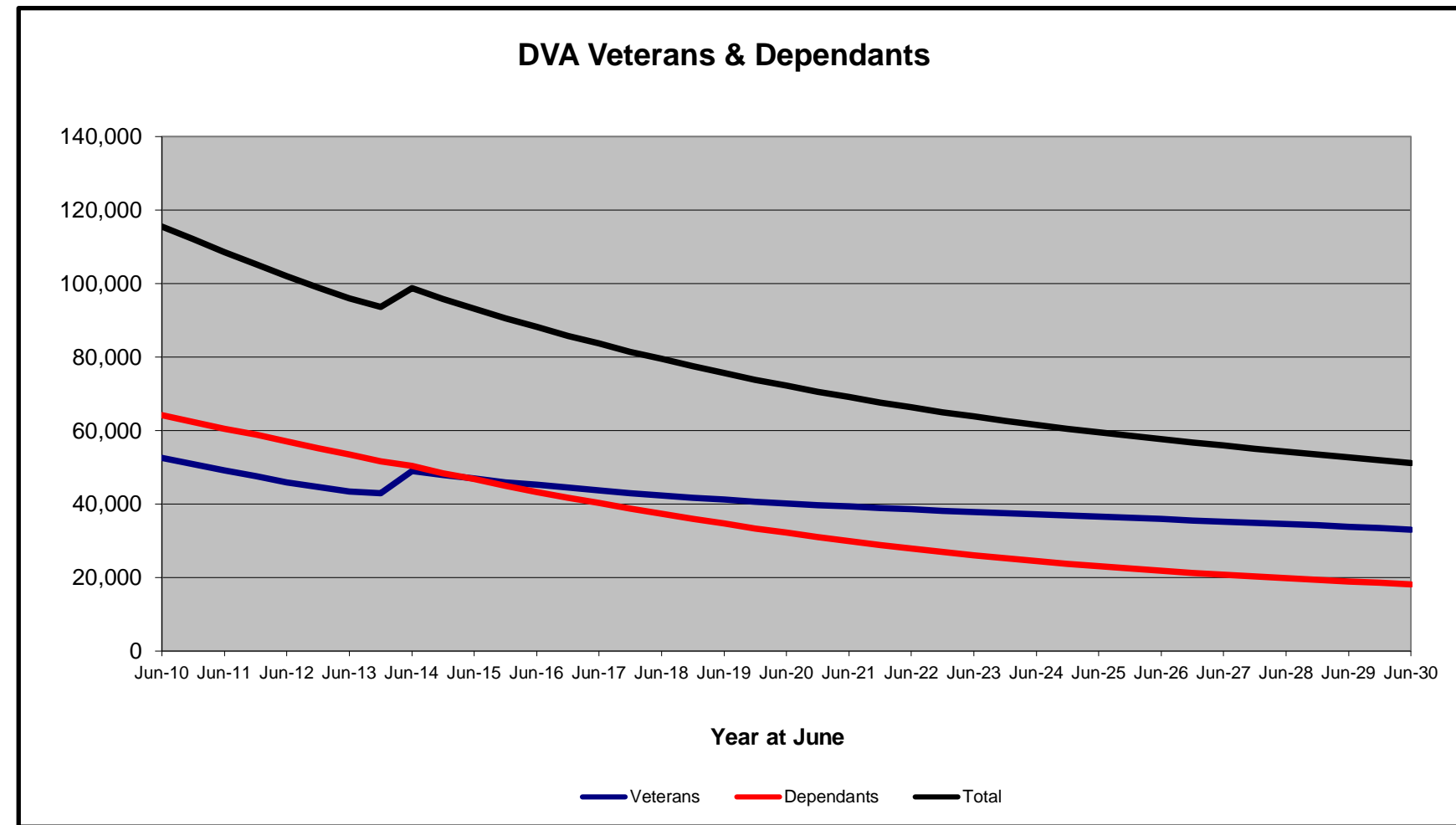
Date of Most Recent Actual Data : 1 Jul 2016  
Date When This Version is Current : 2 Aug 2016

# DVA PROJECTED BENEFICIARY NUMBERS WITH ACTUALS TO 30 JUNE 2016 - NEW SOUTH WALES

## Executive Summary of DVA Beneficiaries in Receipt of Pension(s), Allowance(s) or Health Care

BENEFICIARY CATEGORY	ACTUAL DATA							FORECAST DATA														
	June 2010	June 2011	June 2012	June 2013	June 2014	June 2015	June 2016	June 2017	June 2018	June 2019	June 2020	June 2021	June 2022	June 2023	June 2024	June 2025	June 2026	June 2027	June 2028	June 2029	June 2030	
<b>Veterans :</b>																						
Disability Pensioners in Payment	36,510	34,235	31,988	30,119	28,257	26,502	24,873	23,600	22,400	21,400	20,600	19,800	19,200	18,700	18,100	17,700	17,200	16,700	16,200	15,700	15,100	
Age Pension Veterans (Included Above)	1,055	959	868	791	700	644	594	500	500	500	500	400	500	500	500	500	500	500	600	600	600	
Service Pension Veterans	29,497	27,210	24,954	23,067	21,211	19,527	18,026	16,600	15,400	14,300	13,300	12,400	11,600	10,900	10,200	9,600	9,000	8,400	7,800	7,200	6,600	
Disability Pensioner & Service Pension Veteran Overlap	19,371	17,961	16,535	15,326	14,115	12,982	11,999	11,100	10,300	9,600	9,000	8,400	7,800	7,300	6,900	6,400	6,000	5,500	5,100	4,700	4,200	
Treatment Cards, Allowances or Accepted Disabilities Only	5,928	5,671	5,566	5,556	13,564	13,898	14,398	14,700	14,900	15,100	15,300	15,500	15,600	15,600	15,700	15,700	15,700	15,700	15,700	15,700	15,600	
MRCA Veterans	n/a	n/a	n/a	n/a	4,082	4,768	5,475	6,000	6,500	6,900	7,200	7,500	7,800	8,000	8,200	8,300	8,400	8,500	8,600	8,700	8,700	
SRCA Veterans	n/a	n/a	n/a	n/a	12,010	12,118	12,231	12,600	12,900	13,200	13,500	13,800	14,100	14,300	14,600	14,800	15,000	15,200	15,300	15,400	15,500	
<b>Total Veterans</b>	<b>52,564</b>	<b>49,155</b>	<b>45,973</b>	<b>43,416</b>	<b>48,939</b>	<b>46,945</b>	<b>45,298</b>	<b>43,700</b>	<b>42,400</b>	<b>41,200</b>	<b>40,200</b>	<b>39,300</b>	<b>38,500</b>	<b>37,800</b>	<b>37,200</b>	<b>36,500</b>	<b>35,900</b>	<b>35,300</b>	<b>34,600</b>	<b>33,800</b>	<b>33,100</b>	
<b>Dependants :</b>																						
Service Pension Dependants	24,994	23,287	21,640	20,055	18,637	17,269	15,929	14,900	13,900	13,100	12,300	11,600	10,900	10,300	9,800	9,200	8,700	8,200	7,700	7,300	6,800	
War Widow(er)s	35,855	34,128	32,431	30,652	28,723	26,569	24,507	22,400	20,300	18,300	16,400	14,700	13,200	11,800	10,600	9,600	8,800	8,100	7,500	7,000	6,700	
Orphans	53	47	47	47	44	52	45	40	40	40	40	40	40	40	40	40	40	40	40	40	40	
Adequate Means of Support (a)	150	145	139	136	131	126	123	120	120	120	120	120	110	110	110	100	100	100	100	100	90	
Age Pension Partners	754	692	624	557	478	443	401	400	300	300	300	200	200	200	200	200	200	200	200	200	200	
Commonwealth Seniors Health Cards Dependants	1,206	1,183	1,136	1,108	988	926	859	800	800	800	700	700	700	700	600	600	600	600	600	600	600	
Defence Force Income Support Supplement Dependants	2,290	2,146	1,983	1,830	1,663	1,598	1,517	1,400	1,200	1,100	1,000	900	900	800	700	700	600	600	600	500	500	
MRCA Dependants	n/a	n/a	n/a	n/a	45	47	52	50	50	60	60	60	60	60	60	50	50	50	50	50	40	
Other Dependants	143	145	181	209	627	581	574	900	1,300	1,600	1,800	2,100	2,300	2,500	2,700	2,900	3,100	3,200	3,400	3,500	3,600	
Total Overlap Between Dependant Categories	1,290	1,232	1,145	1,060	919	857	773	700	600	600	500	500	500	400	400	400	400	400	400	400	400	
<b>Total Dependants</b>	<b>64,155</b>	<b>60,541</b>	<b>57,036</b>	<b>53,534</b>	<b>50,417</b>	<b>46,754</b>	<b>43,234</b>	<b>40,300</b>	<b>37,400</b>	<b>34,700</b>	<b>32,200</b>	<b>30,000</b>	<b>27,900</b>	<b>26,100</b>	<b>24,500</b>	<b>23,100</b>	<b>21,900</b>	<b>20,800</b>	<b>19,800</b>	<b>19,000</b>	<b>18,200</b>	
<b>Total Veterans and Total Dependants Overlap</b>	<b>1,203</b>	<b>1,089</b>	<b>1,018</b>	<b>914</b>	<b>522</b>	<b>429</b>	<b>360</b>	<b>300</b>	<b>300</b>	<b>200</b>	<b>200</b>	<b>200</b>	<b>200</b>	<b>100</b>	<b>100</b>	<b>100</b>	<b>100</b>	<b>100</b>	<b>100</b>	<b>100</b>	<b>100</b>	
<b>Nett Total Clients *</b>	<b>115,516</b>	<b>108,607</b>	<b>101,991</b>	<b>96,036</b>	<b>98,834</b>	<b>93,270</b>	<b>88,172</b>	<b>83,700</b>	<b>79,500</b>	<b>75,700</b>	<b>72,300</b>	<b>69,100</b>	<b>66,300</b>	<b>63,800</b>	<b>61,600</b>	<b>59,500</b>	<b>57,700</b>	<b>55,900</b>	<b>54,300</b>	<b>52,700</b>	<b>51,200</b>	

\* - From June 2014 this report contains a more complete count of total DVA clients. The previous count; Net Total Beneficiaries; included all persons receiving a VEA pension/allowance or holding a treatment or pharmaceutical entitlement card. In contrast, the Nett Total DVA Client count also includes any veteran with one or more service related disabilities accepted under the SRCA or the MRCA as well as dependent children of veterans currently receiving student payments under the VCES or MRCAETS.



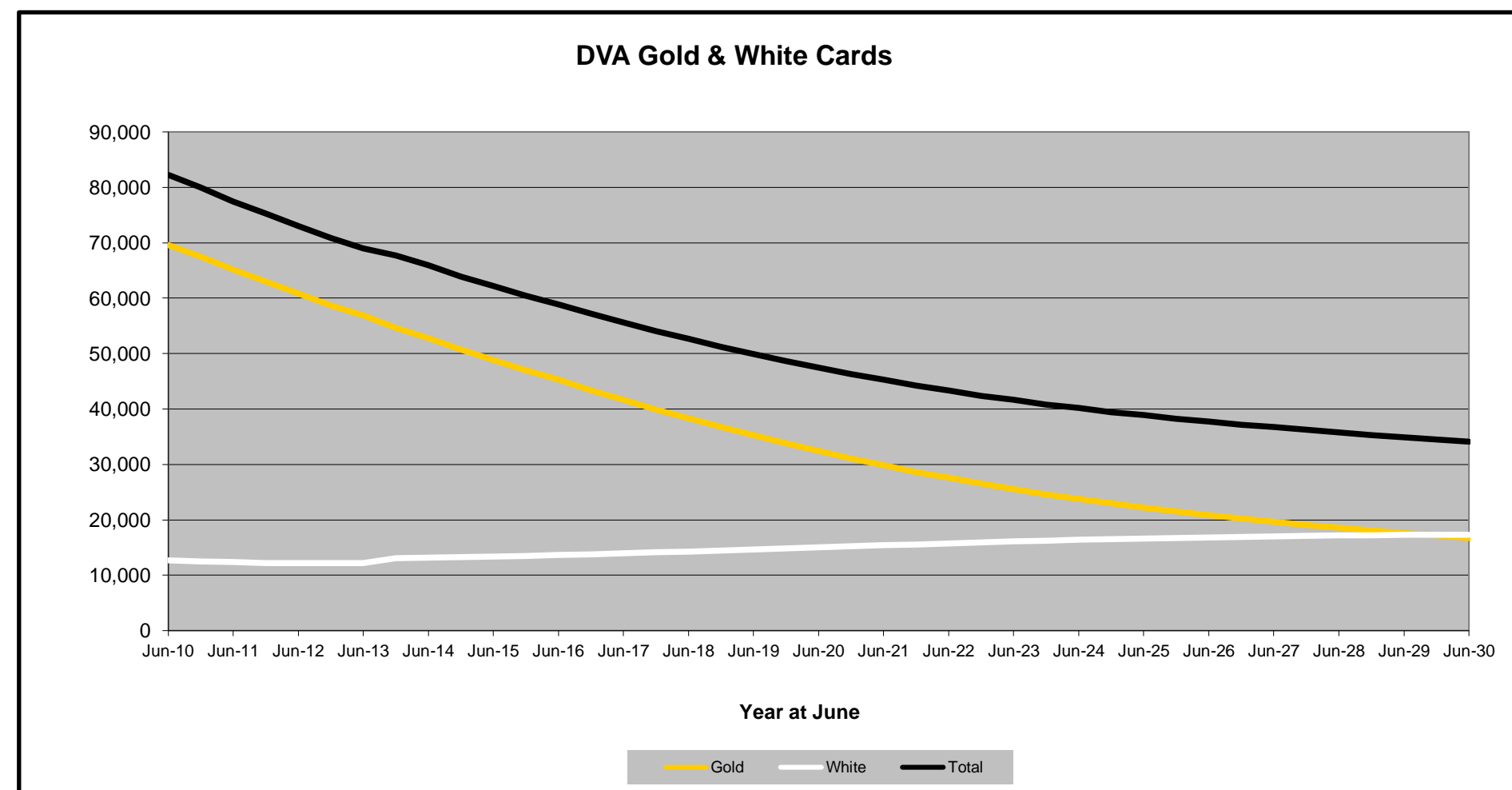
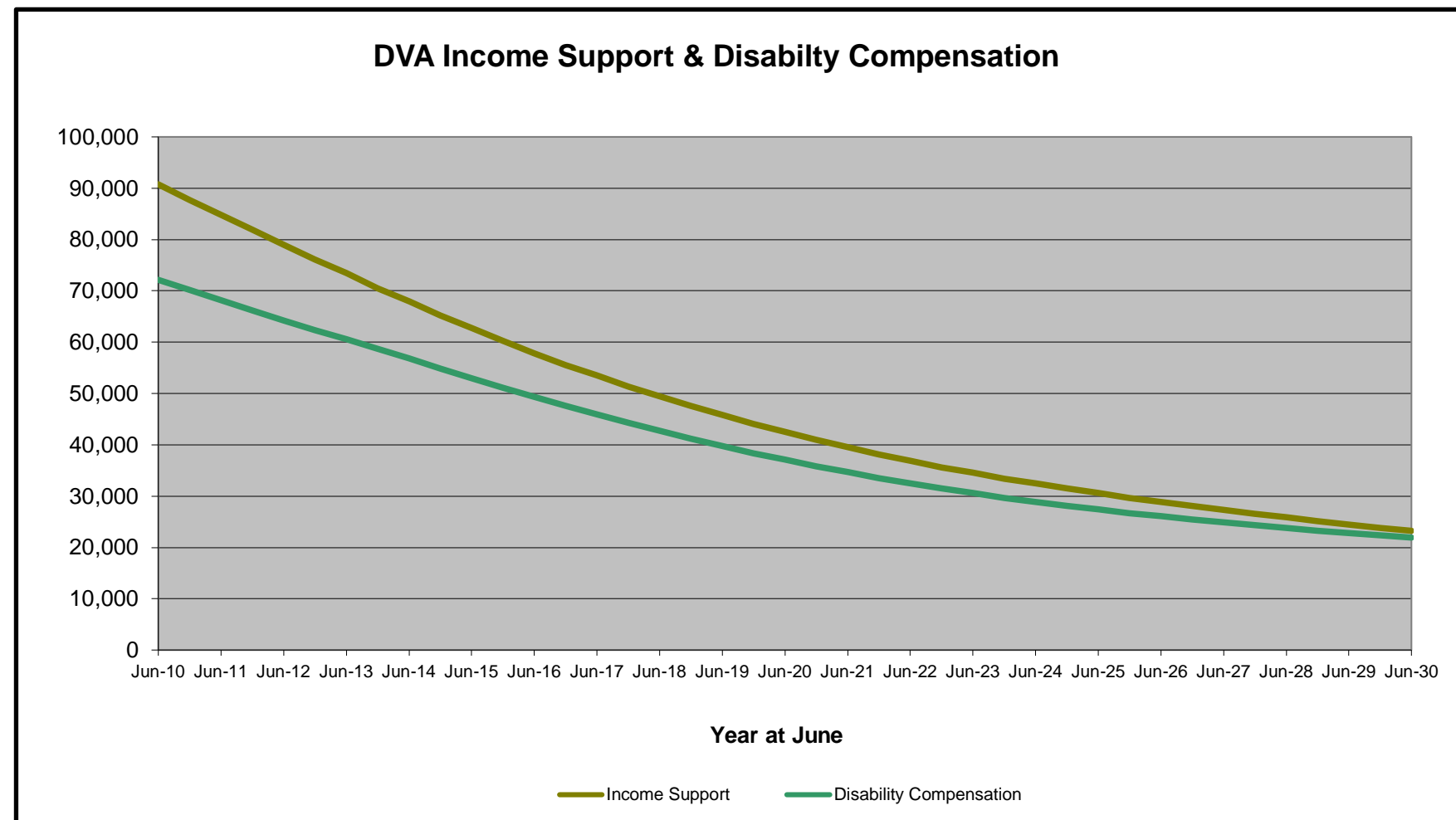
Date of Most Recent Actual Data : 1 Jul 2016  
Date When This Version is Current : 2 Aug 2016

Continued next page

# DVA PROJECTED BENEFICIARY NUMBERS WITH ACTUALS TO 30 JUNE 2016 - NEW SOUTH WALES

Executive Summary of DVA Beneficiaries in Receipt of Pension(s), Allowance(s) or Health Care

BENEFICIARY CATEGORY (Subsets of Net Total Beneficiaries on Previous Page)	ACTUAL DATA										FORECAST DATA										
	June 2010	June 2011	June 2012	June 2013	June 2014	June 2015	June 2016	June 2017	June 2018	June 2019	June 2020	June 2021	June 2022	June 2023	June 2024	June 2025	June 2026	June 2027	June 2028	June 2029	June 2030
<b>Health Treatment Card Holders :</b>																					
Gold Cards	69,607	65,139	60,825	56,862	52,789	48,856	45,271	41,700	38,400	35,300	32,400	29,900	27,600	25,600	23,800	22,200	20,900	19,700	18,600	17,600	16,700
White Cards	12,643	12,346	12,154	12,152	13,184	13,376	13,624	14,000	14,300	14,600	15,000	15,400	15,800	16,100	16,400	16,600	16,900	17,000	17,200	17,300	17,300
<b>Total Health Treatment Cards</b>	<b>82,250</b>	<b>77,485</b>	<b>72,979</b>	<b>69,014</b>	<b>65,973</b>	<b>62,232</b>	<b>58,895</b>	<b>55,700</b>	<b>52,700</b>	<b>49,900</b>	<b>47,500</b>	<b>45,300</b>	<b>43,300</b>	<b>41,600</b>	<b>40,200</b>	<b>38,900</b>	<b>37,700</b>	<b>36,700</b>	<b>35,800</b>	<b>34,900</b>	<b>34,100</b>
Repatriation Pharmaceutical Benefits Cards (Orange Cards)	3,072	2,668	2,299	1,977	1,650	1,353	1,102	900	700	500	400	300	200	100	100	100	0	0	0	0	0
<b>Other Income Support Categories:</b>																					
Income Support Supplement	27,697	26,278	24,847	23,354	21,781	20,004	18,325	16,600	15,000	13,400	12,000	10,700	9,500	8,500	7,600	6,800	6,200	5,600	5,200	4,800	4,500
Age Pensioners	1,809	1,651	1,492	1,348	1,189	1,096	1,003	900	800	800	700	700	700	700	700	700	700	700	700	800	800
Commonwealth Seniors Health Cards	2,136	2,037	1,884	1,794	1,552	1,382	1,263	1,200	1,200	1,200	1,100	1,100	1,100	1,100	1,100	1,100	1,100	1,100	1,100	1,100	1,100
Defence Force Income Support Supplement (DFISA)	6,089	5,691	5,300	4,926	4,534	4,338	4,055	3,900	3,700	3,700	3,600	3,600	3,600	3,600	3,700	3,700	3,800	3,900	3,900	4,000	4,000
<b>Total Income Support Beneficiaries (a)</b>	<b>90,761</b>	<b>84,838</b>	<b>78,944</b>	<b>73,521</b>	<b>68,008</b>	<b>62,801</b>	<b>57,867</b>	<b>53,500</b>	<b>49,500</b>	<b>45,800</b>	<b>42,500</b>	<b>39,500</b>	<b>36,900</b>	<b>34,500</b>	<b>32,500</b>	<b>30,600</b>	<b>28,900</b>	<b>27,300</b>	<b>25,900</b>	<b>24,500</b>	<b>23,200</b>
<b>Total Disability Compensation Beneficiaries (b)</b>	<b>72,155</b>	<b>68,170</b>	<b>64,251</b>	<b>60,634</b>	<b>56,872</b>	<b>53,011</b>	<b>49,349</b>	<b>45,900</b>	<b>42,700</b>	<b>39,800</b>	<b>37,100</b>	<b>34,700</b>	<b>32,500</b>	<b>30,600</b>	<b>28,900</b>	<b>27,400</b>	<b>26,100</b>	<b>24,900</b>	<b>23,800</b>	<b>22,800</b>	<b>21,900</b>



Date of Most Recent Actual Data : 1 Jul 2016  
Date When This Version is Current : 2 Aug 2016

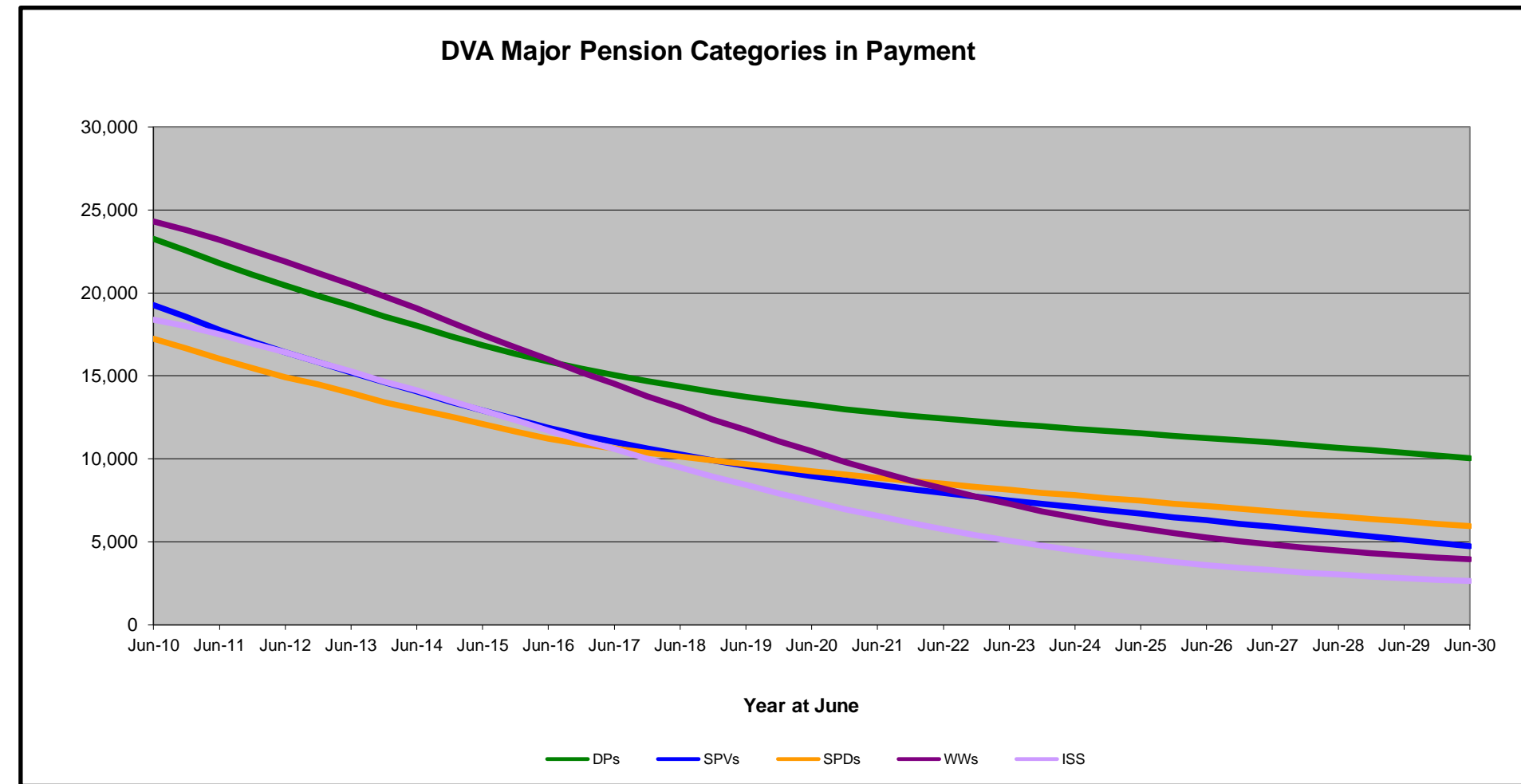
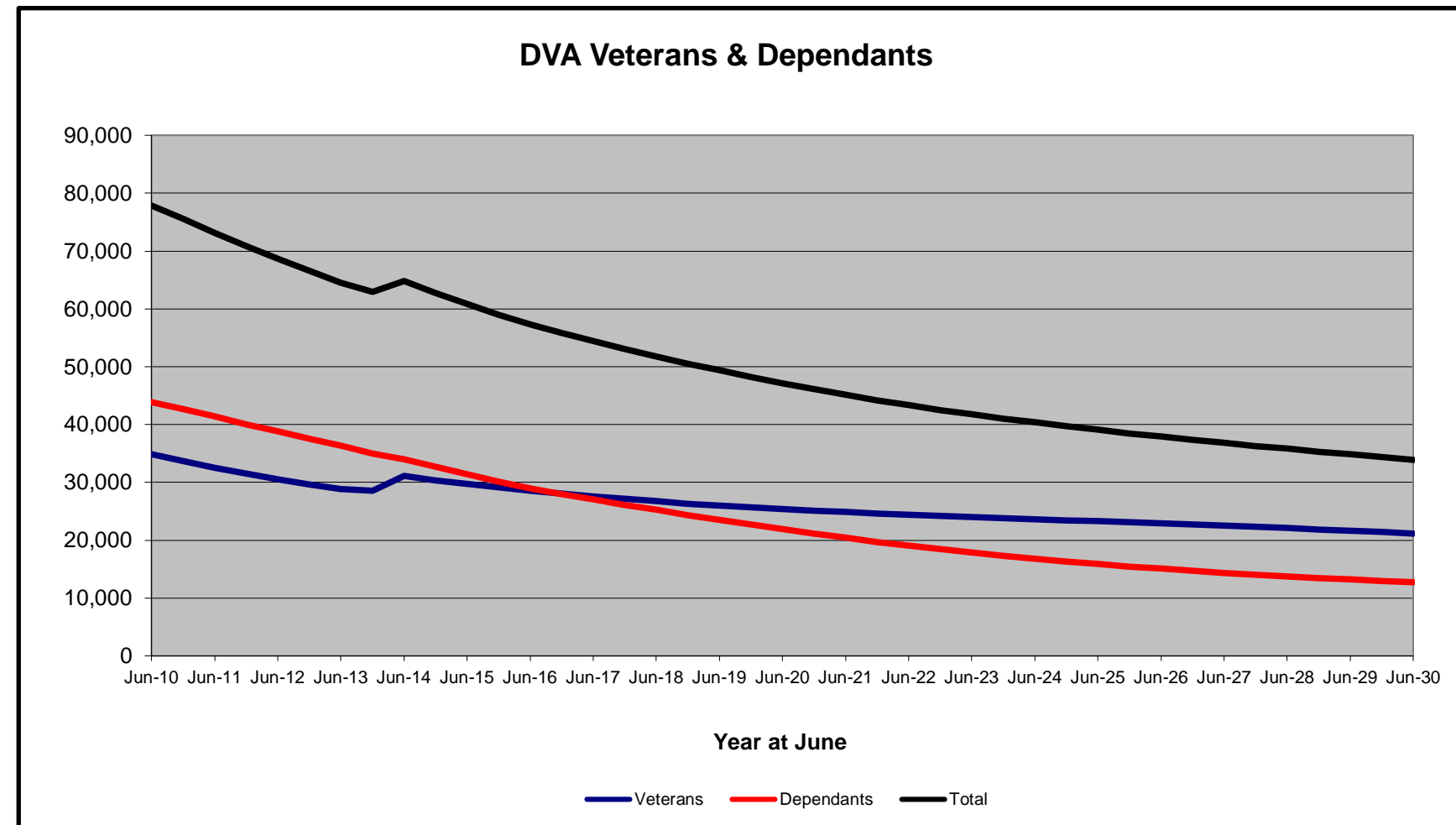


# DVA PROJECTED BENEFICIARY NUMBERS WITH ACTUALS TO 30 JUNE 2016 - VICTORIA

## Executive Summary of DVA Beneficiaries in Receipt of Pension(s), Allowance(s) or Health Care

BENEFICIARY CATEGORY	ACTUAL DATA							FORECAST DATA														
	June 2010	June 2011	June 2012	June 2013	June 2014	June 2015	June 2016	June 2017	June 2018	June 2019	June 2020	June 2021	June 2022	June 2023	June 2024	June 2025	June 2026	June 2027	June 2028	June 2029	June 2030	
<b>Veterans :</b>																						
Disability Pensioners in Payment	23,268	21,801	20,439	19,253	18,020	16,859	15,856	15,100	14,300	13,700	13,200	12,800	12,400	12,100	11,800	11,500	11,300	11,000	10,700	10,400	10,000	
Age Pension Veterans (Included Above)	698	633	574	514	465	430	388	400	300	300	300	300	300	300	300	300	300	300	300	300	400	
Service Pension Veterans	19,257	17,756	16,407	15,227	14,070	12,914	11,882	11,000	10,300	9,600	9,000	8,400	7,900	7,500	7,100	6,700	6,300	5,900	5,500	5,100	4,700	
Disability Pensioner & Service Pension Veteran Overlap	12,149	11,253	10,441	9,714	9,005	8,280	7,628	7,100	6,700	6,200	5,800	5,500	5,200	4,900	4,600	4,300	4,100	3,800	3,500	3,200	2,900	
Treatment Cards, Allowances or Accepted Disabilities Only	4,468	4,222	4,093	4,059	8,053	8,233	8,485	8,600	8,800	8,900	9,000	9,100	9,200	9,300	9,300	9,400	9,400	9,400	9,400	9,400	9,300	
MRCA Veterans	n/a	n/a	n/a	n/a	2,098	2,475	2,875	3,200	3,500	3,700	3,900	4,100	4,300	4,500	4,600	4,700	4,800	4,900	5,000	5,000	5,100	
SRCA Veterans	n/a	n/a	n/a	n/a	7,191	7,262	7,371	7,600	7,800	8,000	8,200	8,400	8,600	8,700	8,900	9,000	9,100	9,200	9,300	9,400	9,400	
<b>Total Veterans</b>	<b>34,844</b>	<b>32,526</b>	<b>30,498</b>	<b>28,825</b>	<b>31,151</b>	<b>29,726</b>	<b>28,595</b>	<b>27,600</b>	<b>26,700</b>	<b>26,000</b>	<b>25,400</b>	<b>24,800</b>	<b>24,400</b>	<b>24,000</b>	<b>23,600</b>	<b>23,300</b>	<b>22,900</b>	<b>22,500</b>	<b>22,100</b>	<b>21,600</b>	<b>21,200</b>	
<b>Dependants :</b>																						
Service Pension Dependants	17,239	16,028	14,928	13,956	12,997	12,085	11,216	10,600	10,100	9,700	9,300	8,900	8,500	8,100	7,800	7,500	7,100	6,800	6,500	6,200	6,000	
War Widow(er)s	24,328	23,214	21,877	20,511	19,061	17,478	15,982	14,500	13,100	11,700	10,500	9,300	8,200	7,300	6,500	5,800	5,300	4,800	4,500	4,200	4,000	
Orphans	32	30	34	27	30	26	22	20	20	20	20	20	20	20	20	20	20	20	20	20	20	
Adequate Means of Support (a)	105	101	100	97	97	88	81	80	80	80	80	80	80	70	70	70	70	70	70	70	60	
Age Pension Partners	505	469	422	390	337	301	285	300	200	200	200	200	200	200	200	200	200	200	200	200	200	
Commonwealth Seniors Health Cards Dependants	940	915	847	803	684	638	598	600	600	600	600	500	500	500	500	500	500	500	500	500	500	
Defence Force Income Support Supplement Dependants	1,582	1,478	1,323	1,207	1,065	1,005	952	800	800	700	600	600	500	500	500	400	400	400	300	300	300	
MRCA Dependants	n/a	n/a	n/a	n/a	20	20	19	20	20	20	20	20	20	20	20	20	20	20	20	20	10	
Other Dependants	68	67	79	87	363	346	354	600	700	900	1,100	1,200	1,300	1,500	1,600	1,700	1,800	1,900	2,000	2,100		
Total Overlap Between Dependant Categories	979	913	827	766	630	572	530	500	400	400	400	300	300	300	300	300	300	300	300	300	300	
<b>Total Dependants</b>	<b>43,820</b>	<b>41,389</b>	<b>38,783</b>	<b>36,312</b>	<b>34,024</b>	<b>31,415</b>	<b>28,979</b>	<b>27,100</b>	<b>25,200</b>	<b>23,500</b>	<b>21,900</b>	<b>20,400</b>	<b>19,100</b>	<b>17,900</b>	<b>16,800</b>	<b>15,900</b>	<b>15,100</b>	<b>14,400</b>	<b>13,800</b>	<b>13,200</b>	<b>12,700</b>	
<b>Total Veterans and Total Dependants Overlap</b>	<b>799</b>	<b>747</b>	<b>651</b>	<b>599</b>	<b>333</b>	<b>291</b>	<b>252</b>	<b>200</b>	<b>200</b>	<b>200</b>	<b>100</b>	<b>100</b>	<b>100</b>	<b>100</b>	<b>100</b>	<b>0</b>	<b>0</b>	<b>0</b>	<b>0</b>	<b>0</b>	<b>0</b>	
<b>Nett Total Clients *</b>	<b>77,865</b>	<b>73,168</b>	<b>68,630</b>	<b>64,538</b>	<b>64,842</b>	<b>60,850</b>	<b>57,322</b>	<b>54,400</b>	<b>51,800</b>	<b>49,400</b>	<b>47,200</b>	<b>45,200</b>	<b>43,400</b>	<b>41,800</b>	<b>40,400</b>	<b>39,100</b>	<b>37,900</b>	<b>36,800</b>	<b>35,800</b>	<b>34,800</b>	<b>33,900</b>	

\* - From June 2014 this report contains a more complete count of total DVA clients. The previous count; Net Total Beneficiaries; included all persons receiving a VEA pension/allowance or holding a treatment or pharmaceutical entitlement card. In contrast, the Nett Total DVA Client count also includes any veteran with one or more service related disabilities accepted under the SRCA or the MRCA as well as dependent children of veterans currently receiving student payments under the VCES or MRCAETS.



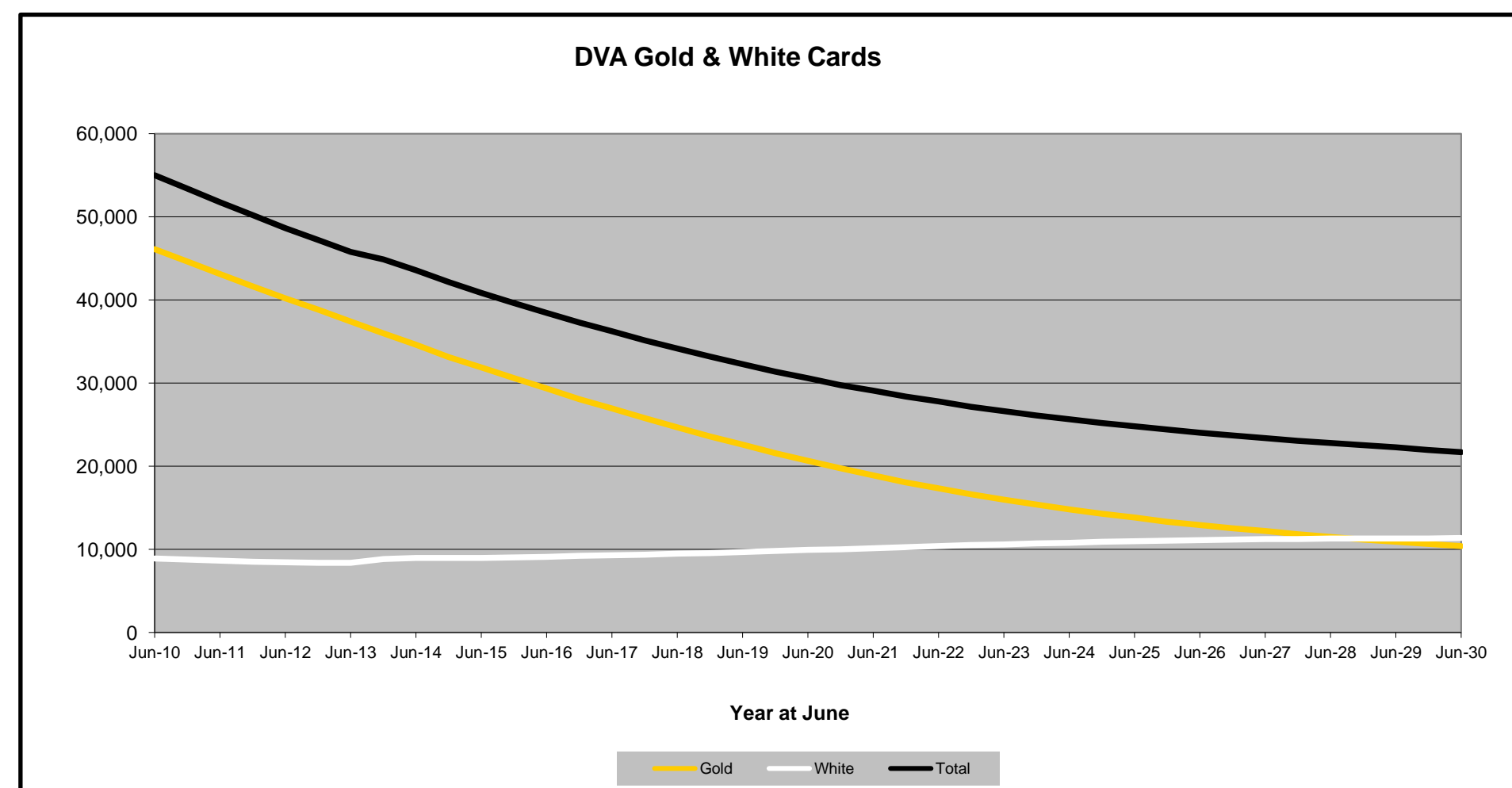
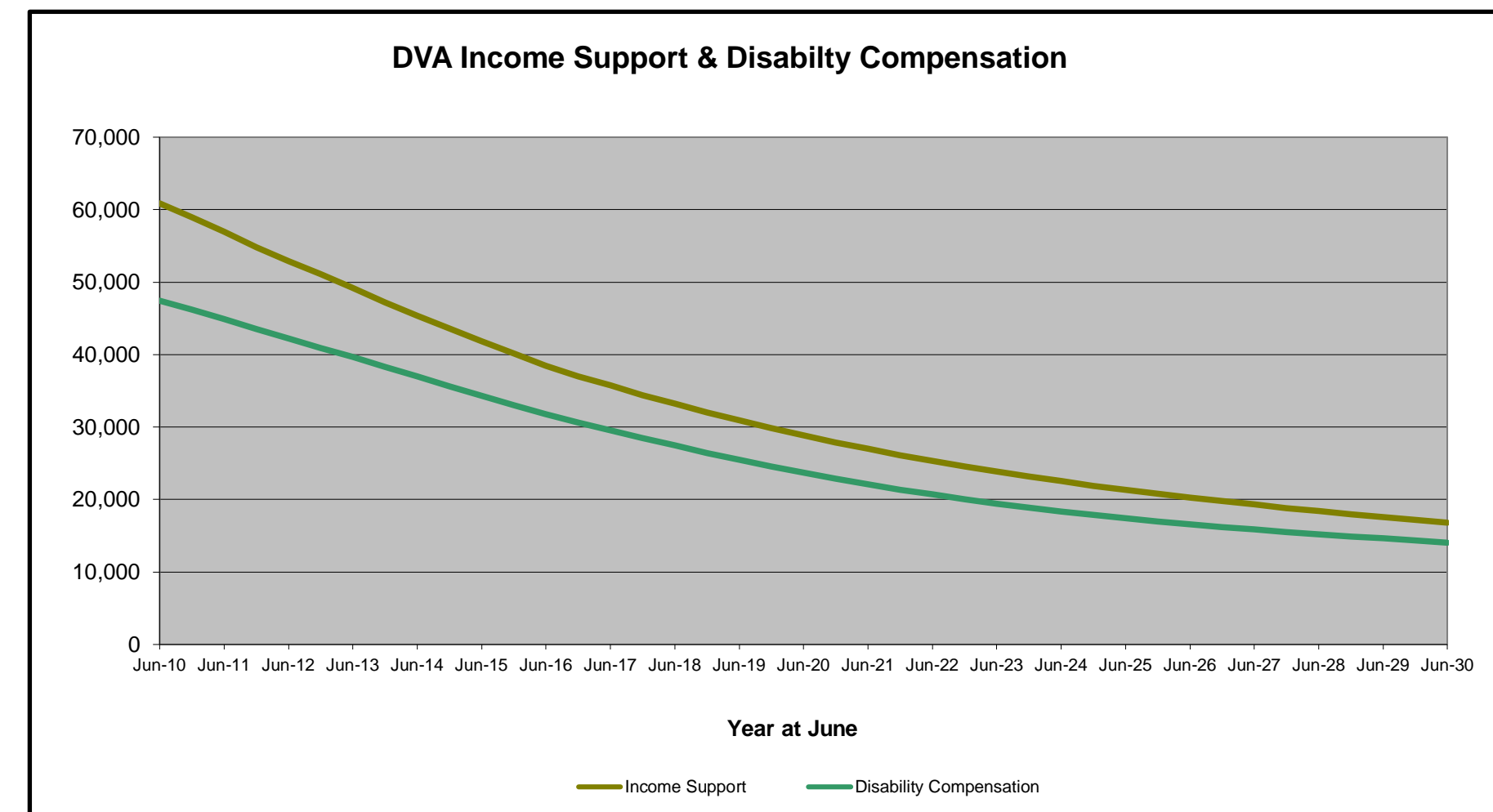
Date of Most Recent Actual Data : 1 Jul 2016  
Date When This Version is Current : 2 Aug 2016

Continued next page

# DVA PROJECTED BENEFICIARY NUMBERS WITH ACTUALS TO 30 JUNE 2016 - VICTORIA

Executive Summary of DVA Beneficiaries in Receipt of Pension(s), Allowance(s) or Health Care

BENEFICIARY CATEGORY (Subsets of Net Total Beneficiaries on Previous Page)	ACTUAL DATA										FORECAST DATA										
	June 2010	June 2011	June 2012	June 2013	June 2014	June 2015	June 2016	June 2017	June 2018	June 2019	June 2020	June 2021	June 2022	June 2023	June 2024	June 2025	June 2026	June 2027	June 2028	June 2029	June 2030
<b>Health Treatment Card Holders :</b>																					
Gold Cards	46,076	43,109	40,198	37,427	34,630	31,878	29,346	27,000	24,700	22,600	20,700	18,900	17,400	16,000	14,800	13,800	12,900	12,200	11,500	10,900	10,400
White Cards	8,915	8,631	8,425	8,356	8,944	8,957	9,109	9,300	9,500	9,700	9,900	10,200	10,400	10,600	10,800	11,000	11,100	11,200	11,300	11,300	11,300
<b>Total Health Treatment Cards</b>	<b>54,991</b>	<b>51,740</b>	<b>48,623</b>	<b>45,783</b>	<b>43,574</b>	<b>40,835</b>	<b>38,455</b>	<b>36,200</b>	<b>34,200</b>	<b>32,300</b>	<b>30,600</b>	<b>29,100</b>	<b>27,800</b>	<b>26,600</b>	<b>25,600</b>	<b>24,800</b>	<b>24,100</b>	<b>23,400</b>	<b>22,800</b>	<b>22,300</b>	<b>21,700</b>
Repatriation Pharmaceutical Benefits Cards (Orange Cards)	2,362	2,065	1,767	1,501	1,264	1,044	842	700	500	400	300	200	200	100	100	100	0	0	0	0	0
<b>Other Income Support Categories:</b>																					
Income Support Supplement	18,401	17,516	16,413	15,270	14,115	12,919	11,721	10,600	9,500	8,400	7,400	6,600	5,800	5,100	4,500	4,000	3,600	3,300	3,000	2,800	2,600
Age Pensioners	1,203	1,102	996	904	811	738	679	600	600	500	500	500	500	500	500	500	500	500	500	500	500
Commonwealth Seniors Health Cards	1,624	1,556	1,402	1,315	1,091	996	922	900	900	900	900	800	800	800	800	800	800	800	800	800	800
Defence Force Income Support Supplement (DFISA)	4,092	3,863	3,545	3,242	2,927	2,748	2,549	2,400	2,300	2,200	2,200	2,200	2,200	2,200	2,300	2,300	2,400	2,400	2,500	2,500	2,600
<b>Total Income Support Beneficiaries (a)</b>	<b>60,844</b>	<b>56,943</b>	<b>52,905</b>	<b>49,218</b>	<b>45,402</b>	<b>41,855</b>	<b>38,466</b>	<b>35,700</b>	<b>33,200</b>	<b>31,000</b>	<b>28,900</b>	<b>27,000</b>	<b>25,300</b>	<b>23,900</b>	<b>22,500</b>	<b>21,400</b>	<b>20,300</b>	<b>19,300</b>	<b>18,400</b>	<b>17,600</b>	<b>16,800</b>
<b>Total Disability Compensation Beneficiaries (b)</b>	<b>47,447</b>	<b>44,880</b>	<b>42,216</b>	<b>39,680</b>	<b>37,014</b>	<b>34,283</b>	<b>31,794</b>	<b>29,600</b>	<b>27,500</b>	<b>25,500</b>	<b>23,700</b>	<b>22,100</b>	<b>20,700</b>	<b>19,500</b>	<b>18,400</b>	<b>17,400</b>	<b>16,600</b>	<b>15,900</b>	<b>15,200</b>	<b>14,600</b>	<b>14,100</b>



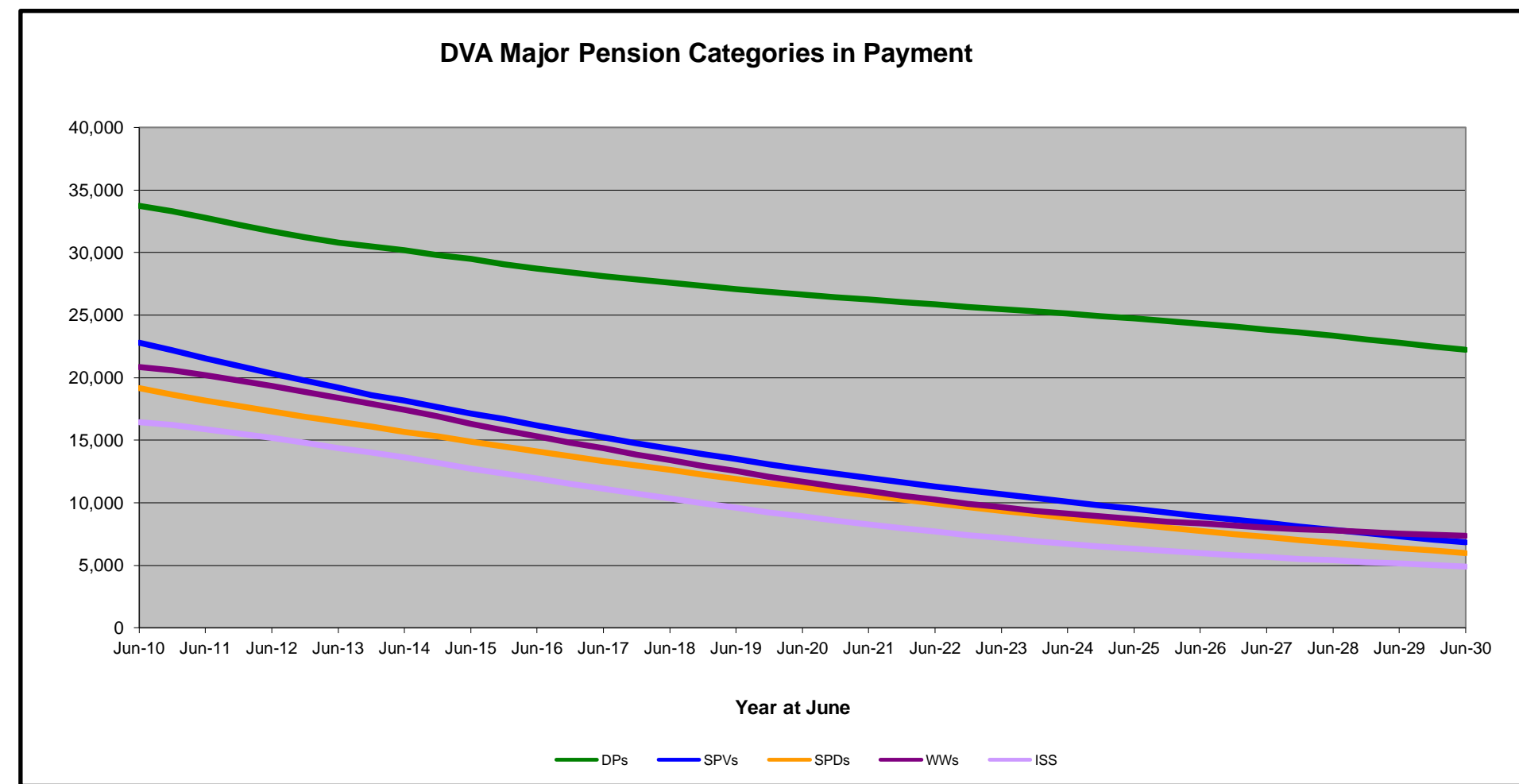
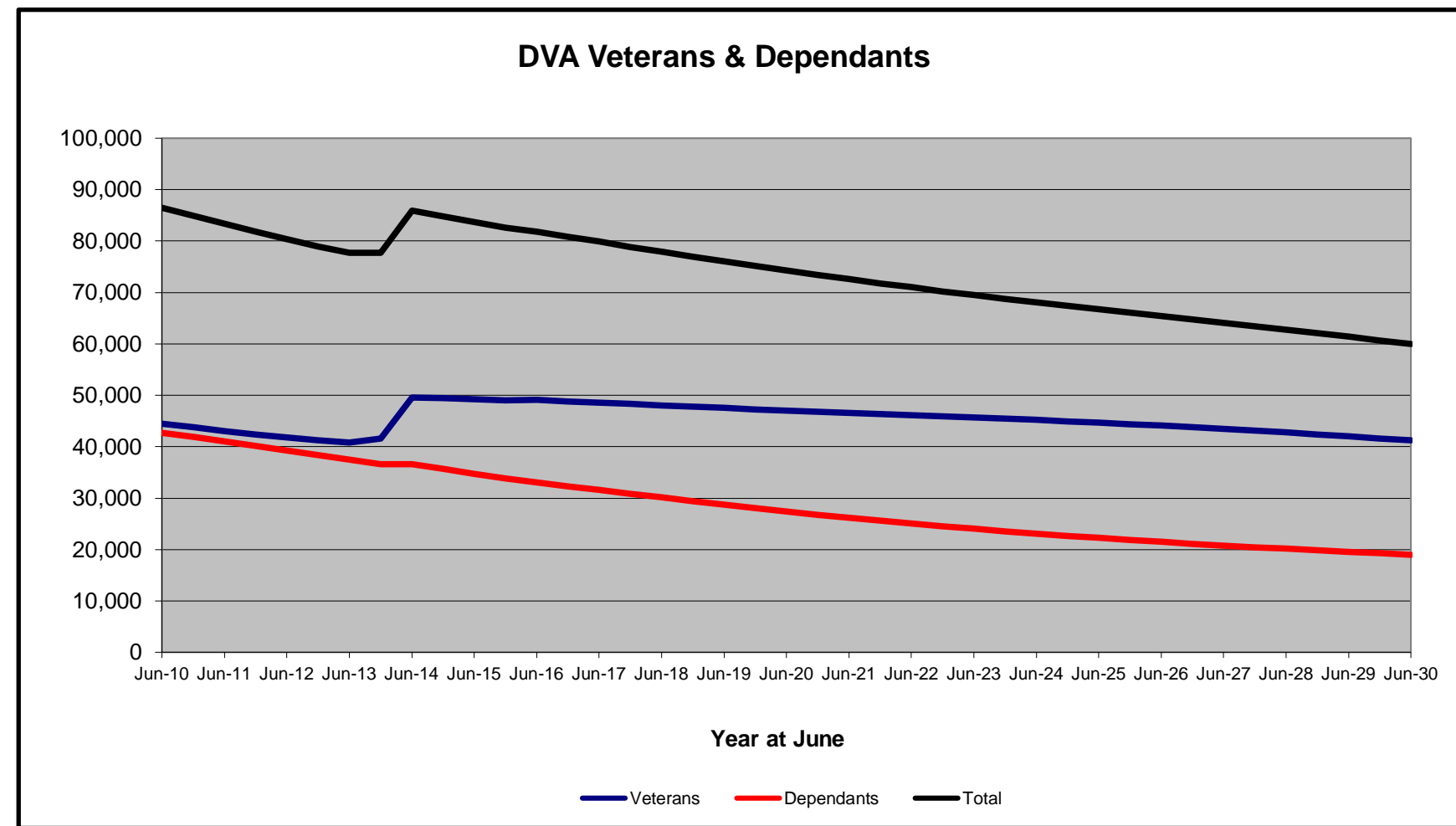
Date of Most Recent Actual Data : 1 Jul 2016  
Date When This Version is Current : 2 Aug 2016

# DVA PROJECTED BENEFICIARY NUMBERS WITH ACTUALS TO 30 JUNE 2016 - QUEENSLAND

## Executive Summary of DVA Beneficiaries in Receipt of Pension(s), Allowance(s) or Health Care

BENEFICIARY CATEGORY	ACTUAL DATA								FORECAST DATA													
	June 2010	June 2011	June 2012	June 2013	June 2014	June 2015	June 2016	June 2017	June 2018	June 2019	June 2020	June 2021	June 2022	June 2023	June 2024	June 2025	June 2026	June 2027	June 2028	June 2029	June 2030	
<b>Veterans :</b>																						
Disability Pensioners in Payment	33,738	32,795	31,724	30,810	30,195	29,484	28,734	28,100	27,600	27,100	26,600	26,200	25,900	25,500	25,100	24,700	24,300	23,800	23,300	22,800	22,200	
Age Pension Veterans (Included Above)	675	643	625	621	622	641	678	700	700	700	800	800	900	900	1,000	1,000	1,100	1,200	1,200	1,300	1,300	
Service Pension Veterans	22,809	21,542	20,345	19,201	18,186	17,142	16,196	15,200	14,300	13,500	12,700	12,000	11,300	10,700	10,100	9,500	8,900	8,400	7,900	7,300	6,800	
Disability Pensioner & Service Pension Veteran Overlap	16,496	15,773	15,074	14,438	13,905	13,311	12,741	12,200	11,600	11,000	10,500	9,900	9,400	9,000	8,500	8,000	7,600	7,100	6,600	6,200	5,700	
Treatment Cards, Allowances or Accepted Disabilities Only	4,451	4,510	4,822	5,208	15,126	15,938	16,902	17,400	17,700	18,000	18,200	18,300	18,400	18,500	18,500	18,400	18,400	18,300	18,200	18,100	17,900	
MRCA Veterans	n/a	n/a	n/a	n/a	6,006	7,073	8,015	8,700	9,200	9,600	10,000	10,300	10,600	10,800	11,000	11,100	11,300	11,300	11,400	11,400	11,500	
SRCA Veterans	n/a	n/a	n/a	n/a	16,342	16,506	16,752	17,100	17,500	17,800	18,200	18,500	18,700	19,000	19,200	19,400	19,500	19,600	19,700	19,700	19,700	
<b>Total Veterans</b>	<b>44,502</b>	<b>43,074</b>	<b>41,817</b>	<b>40,781</b>	<b>49,609</b>	<b>49,253</b>	<b>49,091</b>	<b>48,600</b>	<b>48,100</b>	<b>47,500</b>	<b>47,100</b>	<b>46,600</b>	<b>46,100</b>	<b>45,700</b>	<b>45,200</b>	<b>44,700</b>	<b>44,100</b>	<b>43,500</b>	<b>42,800</b>	<b>42,000</b>	<b>41,200</b>	
<b>Dependants :</b>																						
Service Pension Dependants	19,172	18,176	17,310	16,482	15,684	14,900	14,105	13,300	12,600	11,900	11,200	10,600	10,000	9,400	8,800	8,300	7,800	7,300	6,800	6,400	6,000	
War Widow(er)s	20,836	20,189	19,329	18,377	17,442	16,304	15,314	14,400	13,400	12,500	11,700	10,900	10,200	9,700	9,100	8,700	8,300	8,000	7,800	7,500	7,300	
Orphans	58	65	61	60	62	59	49	40	40	50	50	50	60	60	60	60	60	60	60	60	60	
Adequate Means of Support (a)	83	80	77	74	72	72	69	70	70	70	70	60	60	60	60	60	60	60	60	50	50	
Age Pension Partners	440	403	383	378	357	369	365	400	400	400	400	400	400	400	400	400	400	400	400	400	300	
Commonwealth Seniors Health Cards Dependants	697	705	655	646	568	564	515	500	500	500	500	400	400	400	400	400	400	400	500	500	500	
Defence Force Income Support Supplement Dependants	2,037	1,986	1,931	1,921	1,941	2,007	2,062	1,900	1,800	1,700	1,600	1,500	1,400	1,300	1,200	1,100	1,100	1,000	1,000	900	900	
MRCA Dependants	n/a	n/a	n/a	n/a	57	74	73	70	80	80	80	80	80	70	70	70	70	70	60	60	60	
Other Dependants	117	123	154	166	992	982	1,019	1,500	1,800	2,200	2,500	2,800	3,000	3,300	3,500	3,700	3,900	4,000	4,200	4,300	4,400	
Total Overlap Between Dependant Categories	729	693	660	647	582	573	561	500	500	500	500	500	500	500	600	600	600	600	600	600	600	
<b>Total Dependants</b>	<b>42,711</b>	<b>41,034</b>	<b>39,240</b>	<b>37,457</b>	<b>36,593</b>	<b>34,758</b>	<b>33,010</b>	<b>31,600</b>	<b>30,100</b>	<b>28,800</b>	<b>27,400</b>	<b>26,200</b>	<b>25,100</b>	<b>24,000</b>	<b>23,100</b>	<b>22,300</b>	<b>21,500</b>	<b>20,800</b>	<b>20,200</b>	<b>19,600</b>	<b>19,000</b>	
<b>Total Veterans and Total Dependants Overlap</b>	<b>747</b>	<b>698</b>	<b>618</b>	<b>559</b>	<b>329</b>	<b>292</b>	<b>260</b>	<b>200</b>	<b>200</b>	<b>200</b>	<b>200</b>	<b>200</b>	<b>200</b>	<b>200</b>	<b>200</b>	<b>200</b>	<b>200</b>	<b>200</b>	<b>200</b>	<b>200</b>	<b>200</b>	
<b>Nett Total Clients *</b>	<b>86,466</b>	<b>83,410</b>	<b>80,439</b>	<b>77,679</b>	<b>85,873</b>	<b>83,719</b>	<b>81,841</b>	<b>79,900</b>	<b>78,000</b>	<b>76,100</b>	<b>74,300</b>	<b>72,600</b>	<b>71,000</b>	<b>69,500</b>	<b>68,100</b>	<b>66,800</b>	<b>65,400</b>	<b>64,100</b>	<b>62,700</b>	<b>61,400</b>	<b>60,000</b>	

\* - From June 2014 this report contains a more complete count of total DVA clients. The previous count; Net Total Beneficiaries; included all persons receiving a VEA pension/allowance or holding a treatment or pharmaceutical entitlement card. In contrast, the Nett Total DVA Client count also includes any veteran with one or more service related disabilities accepted under the SRCA or the MRCA as well as dependent children of veterans currently receiving student payments under the VCES or MRCAETS.



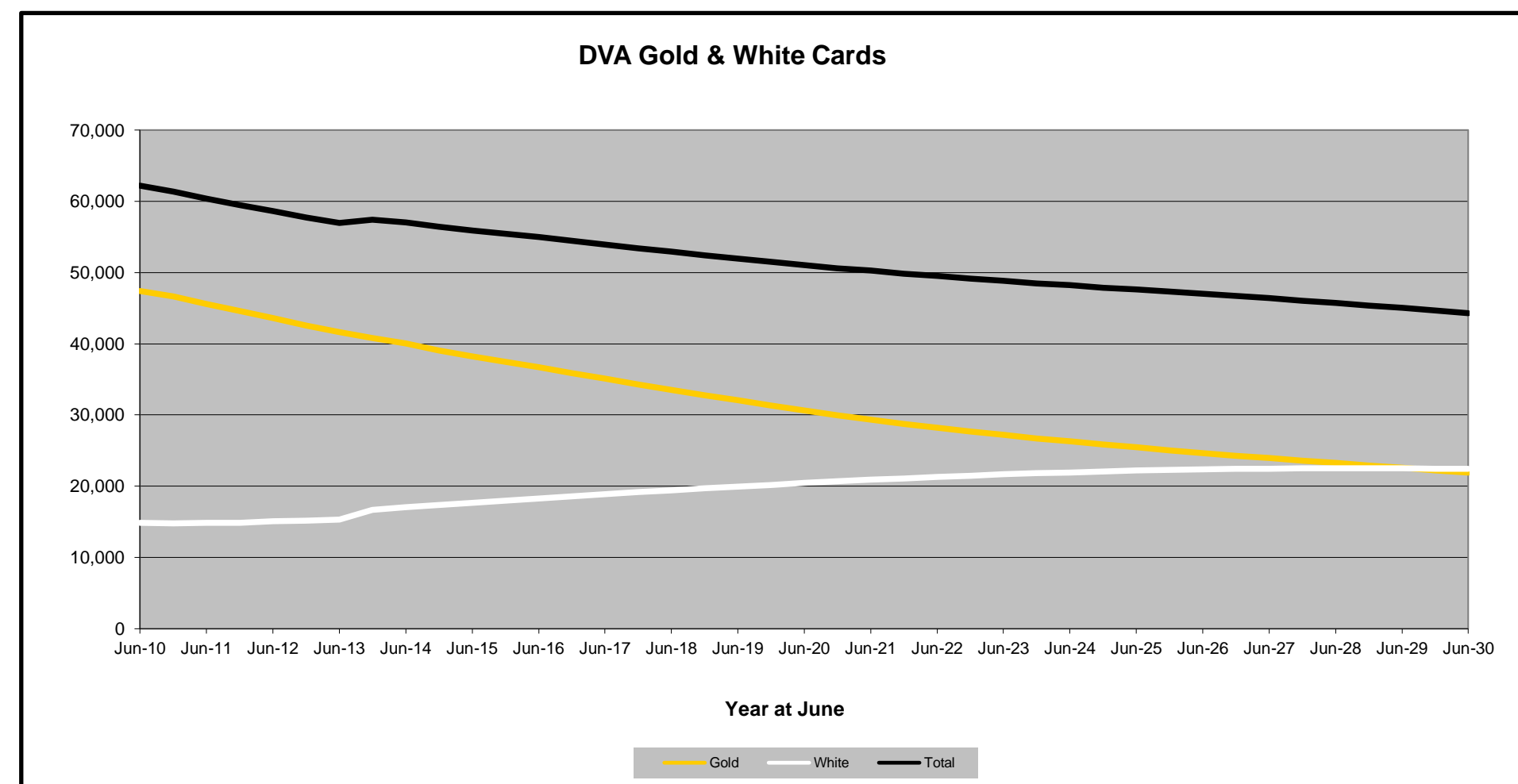
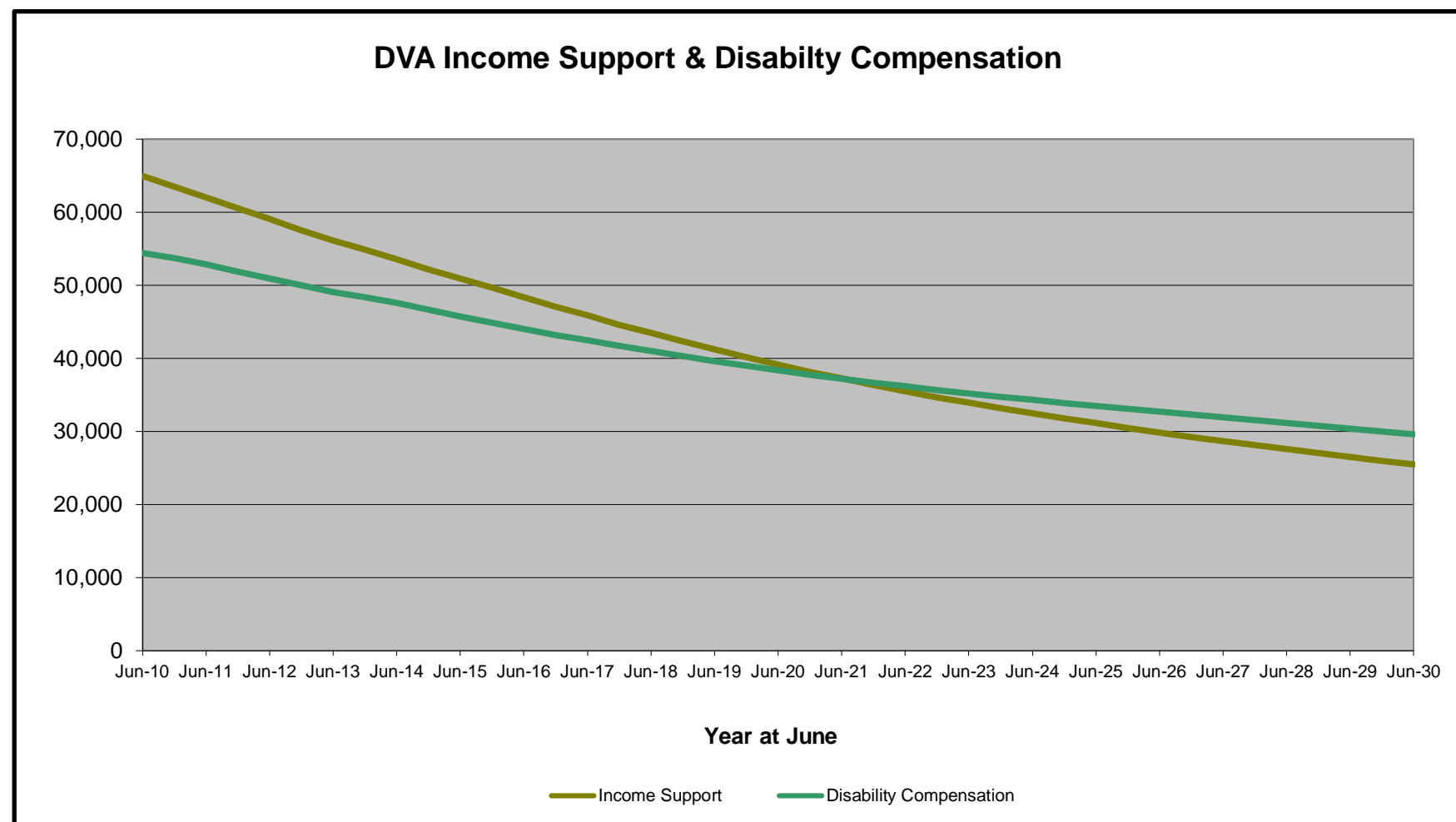
Date of Most Recent Actual Data : 1 Jul 2016  
Date When This Version is Current : 2 Aug 2016

Continued next page

# DVA PROJECTED BENEFICIARY NUMBERS WITH ACTUALS TO 30 JUNE 2016 - QUEENSLAND

## Executive Summary of DVA Beneficiaries in Receipt of Pension(s), Allowance(s) or Health Care

BENEFICIARY CATEGORY (Subsets of Net Total Beneficiaries on Previous Page)	ACTUAL DATA										FORECAST DATA										
	June 2010	June 2011	June 2012	June 2013	June 2014	June 2015	June 2016	June 2017	June 2018	June 2019	June 2020	June 2021	June 2022	June 2023	June 2024	June 2025	June 2026	June 2027	June 2028	June 2029	June 2030
<b>Health Treatment Card Holders :</b>																					
Gold Cards	47,407	45,607	43,583	41,661	40,041	38,253	36,740	35,100	33,500	32,000	30,700	29,400	28,200	27,200	26,300	25,400	24,700	23,900	23,200	22,600	21,900
White Cards	14,832	14,822	15,041	15,326	17,050	17,682	18,268	18,900	19,400	19,900	20,400	20,900	21,300	21,600	21,900	22,200	22,400	22,500	22,500	22,500	22,400
<b>Total Health Treatment Cards</b>	<b>62,239</b>	<b>60,429</b>	<b>58,624</b>	<b>56,987</b>	<b>57,091</b>	<b>55,935</b>	<b>55,008</b>	<b>54,000</b>	<b>53,000</b>	<b>52,000</b>	<b>51,100</b>	<b>50,300</b>	<b>49,500</b>	<b>48,900</b>	<b>48,200</b>	<b>47,600</b>	<b>47,000</b>	<b>46,400</b>	<b>45,800</b>	<b>45,100</b>	<b>44,300</b>
Repatriation Pharmaceutical Benefits Cards (Orange Cards)	1,931	1,694	1,460	1,239	1,038	845	670	500	400	300	200	200	100	100	100	0	0	0	0	0	0
<b>Other Income Support Categories:</b>																					
Income Support Supplement	16,460	15,894	15,189	14,379	13,632	12,727	11,935	11,100	10,400	9,600	8,900	8,300	7,700	7,200	6,700	6,300	6,000	5,700	5,400	5,100	4,900
Age Pensioners	1,115	1,046	1,008	999	994	1,022	1,054	1,100	1,100	1,100	1,100	1,200	1,200	1,300	1,400	1,400	1,500	1,500	1,600	1,600	1,700
Commonwealth Seniors Health Cards	1,338	1,303	1,190	1,146	994	942	855	800	800	800	800	800	700	700	700	700	700	700	700	700	700
Defence Force Income Support Supplement (DFISA)	4,995	4,918	4,826	4,771	4,889	5,017	5,117	5,100	5,200	5,300	5,400	5,500	5,700	5,800	6,000	6,200	6,400	6,500	6,700	6,800	6,900
<b>Total Income Support Beneficiaries (a)</b>	<b>64,975</b>	<b>62,020</b>	<b>59,045</b>	<b>56,165</b>	<b>53,561</b>	<b>50,921</b>	<b>48,383</b>	<b>45,900</b>	<b>43,500</b>	<b>41,200</b>	<b>39,200</b>	<b>37,300</b>	<b>35,500</b>	<b>33,900</b>	<b>32,500</b>	<b>31,100</b>	<b>29,900</b>	<b>28,700</b>	<b>27,600</b>	<b>26,500</b>	<b>25,500</b>
<b>Total Disability Compensation Beneficiaries (b)</b>	<b>54,432</b>	<b>52,866</b>	<b>50,957</b>	<b>49,117</b>	<b>47,598</b>	<b>45,764</b>	<b>44,033</b>	<b>42,500</b>	<b>41,000</b>	<b>39,700</b>	<b>38,400</b>	<b>37,200</b>	<b>36,200</b>	<b>35,200</b>	<b>34,300</b>	<b>33,500</b>	<b>32,700</b>	<b>31,900</b>	<b>31,200</b>	<b>30,400</b>	<b>29,600</b>



Date of Most Recent Actual Data : 1 Jul 2016  
 Date When This Version is Current : 2 Aug 2016

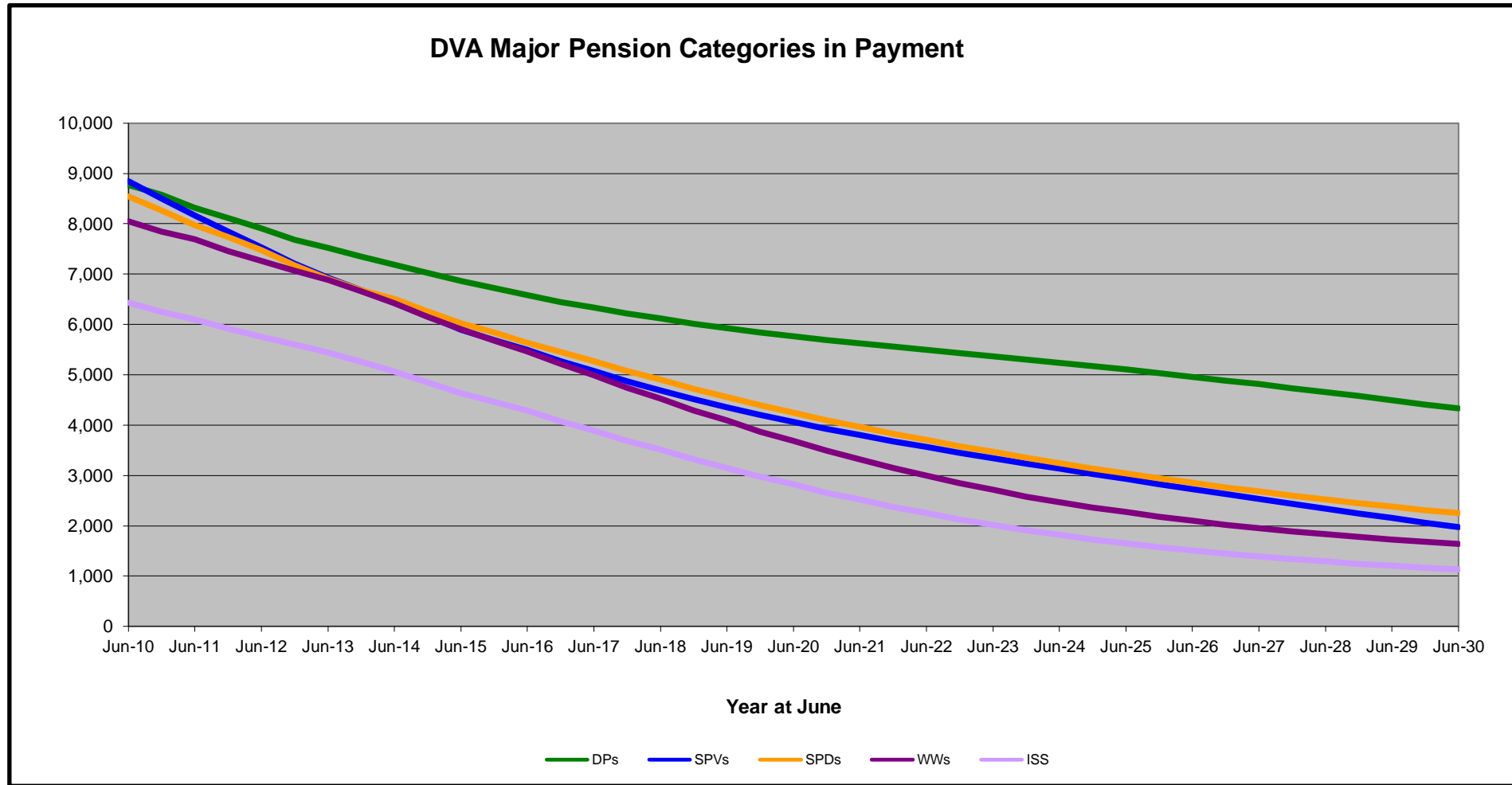
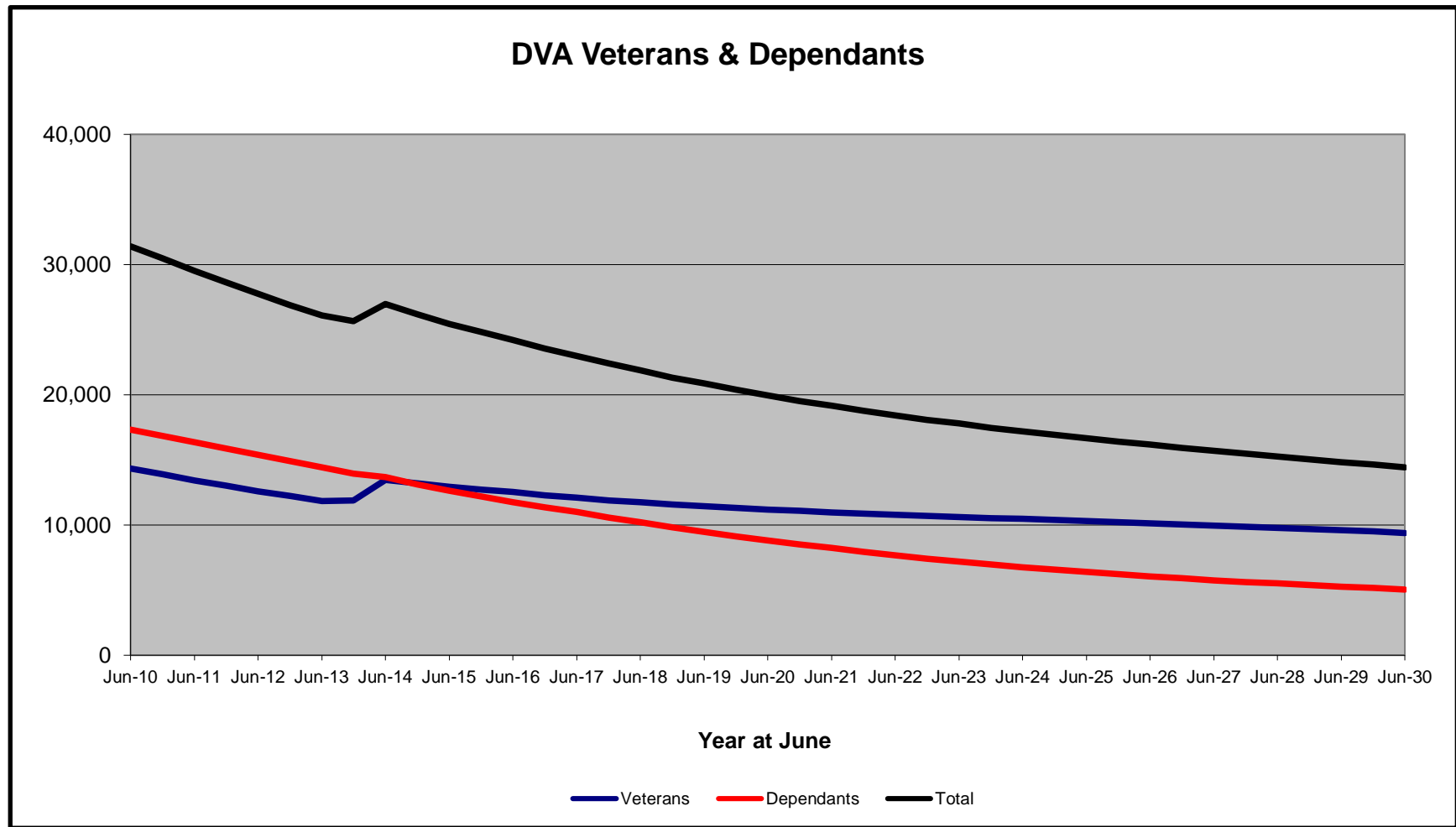


# DVA PROJECTED BENEFICIARY NUMBERS WITH ACTUALS TO 30 JUNE 2016 - SOUTH AUSTRALIA

## Executive Summary of DVA Beneficiaries in Receipt of Pension(s), Allowance(s) or Health Care

BENEFICIARY CATEGORY	ACTUAL DATA							FORECAST DATA														
	June 2010	June 2011	June 2012	June 2013	June 2014	June 2015	June 2016	June 2017	June 2018	June 2019	June 2020	June 2021	June 2022	June 2023	June 2024	June 2025	June 2026	June 2027	June 2028	June 2029	June 2030	
<b>Veterans :</b>																						
Disability Pensioners in Payment	8,769	8,319	7,906	7,518	7,185	6,866	6,577	6,300	6,100	5,900	5,800	5,600	5,500	5,400	5,200	5,100	5,000	4,800	4,700	4,500	4,300	
Age Pension Veterans (Included Above)	261	231	204	189	174	157	148	100	100	100	100	100	100	100	100	200	200	200	200	200	200	
Service Pension Veterans	8,844	8,165	7,531	6,923	6,452	5,889	5,498	5,100	4,700	4,400	4,100	3,800	3,600	3,300	3,100	2,900	2,700	2,500	2,300	2,200	2,000	
Disability Pensioner & Service Pension Veteran Overlap	4,903	4,639	4,382	4,109	3,917	3,689	3,518	3,300	3,200	3,000	2,900	2,800	2,600	2,500	2,400	2,200	2,100	1,900	1,800	1,600	1,500	
Treatment Cards, Allowances or Accepted Disabilities Only	1,649	1,584	1,546	1,520	3,718	3,874	3,967	4,000	4,100	4,200	4,300	4,300	4,400	4,400	4,400	4,500	4,500	4,500	4,600	4,600	4,600	
MRCA Veterans	n/a	n/a	n/a	n/a	1,042	1,264	1,408	1,500	1,600	1,700	1,800	1,900	2,000	2,100	2,200	2,200	2,300	2,300	2,400	2,400	2,500	
SRCA Veterans	n/a	n/a	n/a	n/a	3,291	3,341	3,391	3,500	3,600	3,700	3,700	3,800	3,900	4,000	4,000	4,100	4,100	4,200	4,200	4,200	4,200	
<b>Total Veterans</b>	<b>14,359</b>	<b>13,429</b>	<b>12,601</b>	<b>11,852</b>	<b>13,441</b>	<b>12,940</b>	<b>12,524</b>	<b>12,100</b>	<b>11,700</b>	<b>11,400</b>	<b>11,200</b>	<b>11,000</b>	<b>10,800</b>	<b>10,600</b>	<b>10,500</b>	<b>10,300</b>	<b>10,100</b>	<b>10,000</b>	<b>9,800</b>	<b>9,600</b>	<b>9,400</b>	
<b>Dependants :</b>																						
Service Pension Dependants	8,537	7,969	7,472	6,902	6,505	6,026	5,638	5,300	4,900	4,600	4,200	4,000	3,700	3,500	3,200	3,000	2,900	2,700	2,500	2,400	2,200	
War Widow(er)s	8,043	7,687	7,256	6,883	6,423	5,905	5,462	5,000	4,500	4,100	3,700	3,300	3,000	2,700	2,500	2,300	2,100	2,000	1,800	1,700	1,600	
Orphans	13	14	12	14	12	10	9	10	10	10	10	10	10	10	10	10	10	10	10	10	10	
Adequate Means of Support (a)	48	45	45	44	43	43	43	40	40	40	40	40	40	40	40	40	40	30	30	30	30	
Age Pension Partners	203	188	167	154	147	130	128	100	100	100	100	100	100	100	100	100	100	100	100	100	100	
Commonwealth Seniors Health Cards Dependants	404	396	372	343	295	266	249	200	200	200	200	200	200	200	200	200	200	200	200	200	200	
Defence Force Income Support Supplement Dependants	467	440	425	401	372	355	346	300	300	300	300	300	300	300	200	200	200	200	200	200	200	
MRCA Dependants	n/a	n/a	n/a	n/a	3	3	3	0	0	0	0	0	0	0	0	0	0	0	0	0	0	
Other Dependants	22	20	25	32	156	155	140	200	300	400	400	500	500	600	700	700	700	800	800	800	800	
Total Overlap Between Dependant Categories	436	415	386	346	298	258	249	200	200	200	200	200	100	100	100	100	100	100	100	100	100	
<b>Total Dependants</b>	<b>17,301</b>	<b>16,344</b>	<b>15,388</b>	<b>14,427</b>	<b>13,658</b>	<b>12,635</b>	<b>11,769</b>	<b>11,000</b>	<b>10,200</b>	<b>9,500</b>	<b>8,800</b>	<b>8,200</b>	<b>7,700</b>	<b>7,200</b>	<b>6,800</b>	<b>6,400</b>	<b>6,100</b>	<b>5,800</b>	<b>5,500</b>	<b>5,300</b>	<b>5,000</b>	
<b>Total Veterans and Total Dependants Overlap</b>	<b>259</b>	<b>237</b>	<b>216</b>	<b>197</b>	<b>127</b>	<b>112</b>	<b>91</b>	<b>100</b>	<b>100</b>	<b>100</b>	<b>0</b>	<b>0</b>	<b>0</b>	<b>0</b>	<b>0</b>	<b>0</b>	<b>0</b>	<b>0</b>	<b>0</b>	<b>0</b>	<b>0</b>	
<b>Nett Total Clients *</b>	<b>31,401</b>	<b>29,536</b>	<b>27,773</b>	<b>26,082</b>	<b>26,972</b>	<b>25,463</b>	<b>24,202</b>	<b>23,000</b>	<b>21,900</b>	<b>20,900</b>	<b>20,000</b>	<b>19,100</b>	<b>18,400</b>	<b>17,800</b>	<b>17,200</b>	<b>16,700</b>	<b>16,200</b>	<b>15,700</b>	<b>15,300</b>	<b>14,800</b>	<b>14,400</b>	

\* - From June 2014 this report contains a more complete count of total DVA clients. The previous count; Net Total Beneficiaries; included all persons receiving a VEA pension/allowance or holding a treatment or pharmaceutical entitlement card. In contrast, the Nett Total DVA Client count also includes any veteran with one or more service related disabilities accepted under the SRCA or the MRCA as well as dependent children of veterans currently receiving student payments under the VCES or MRCAETS.



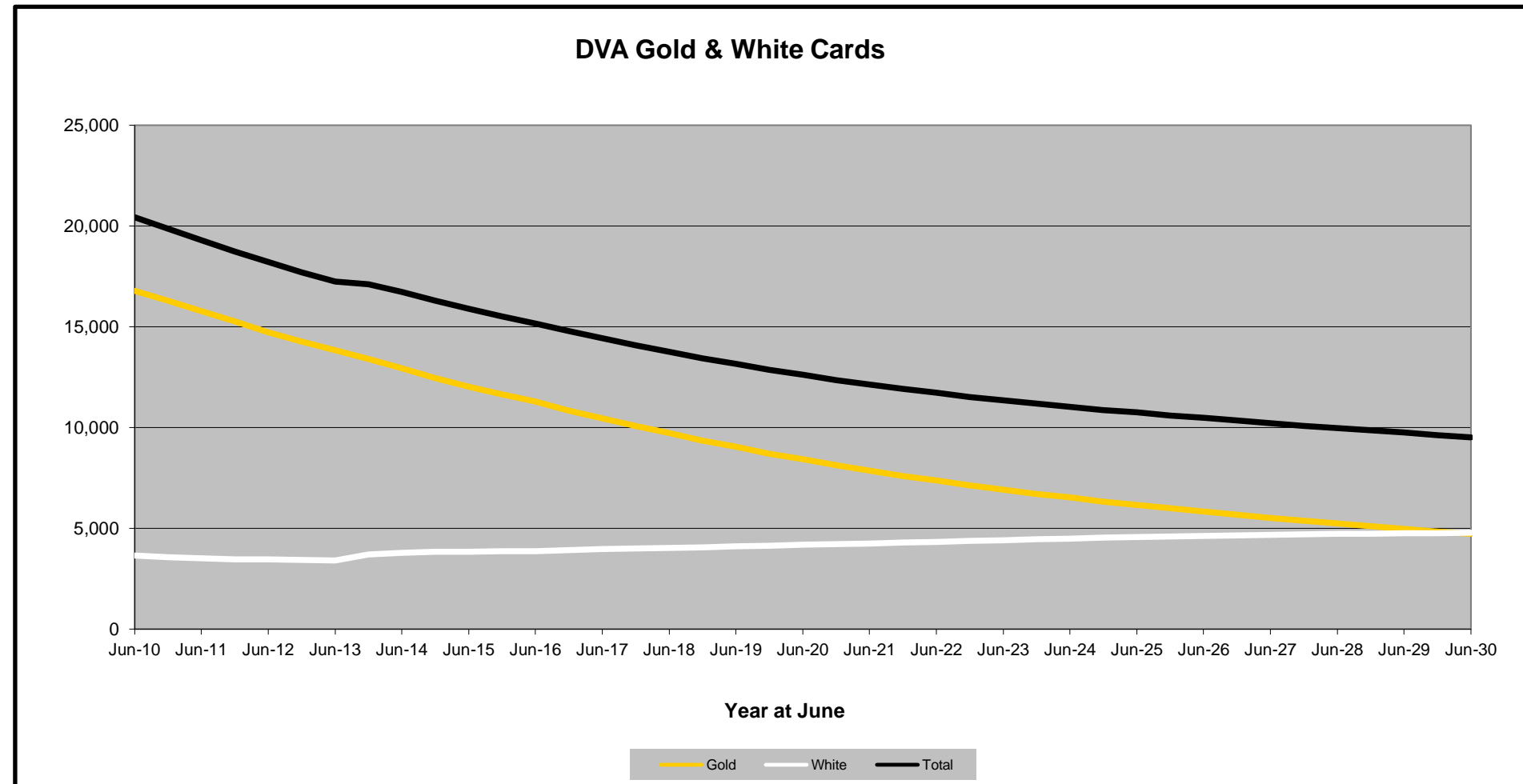
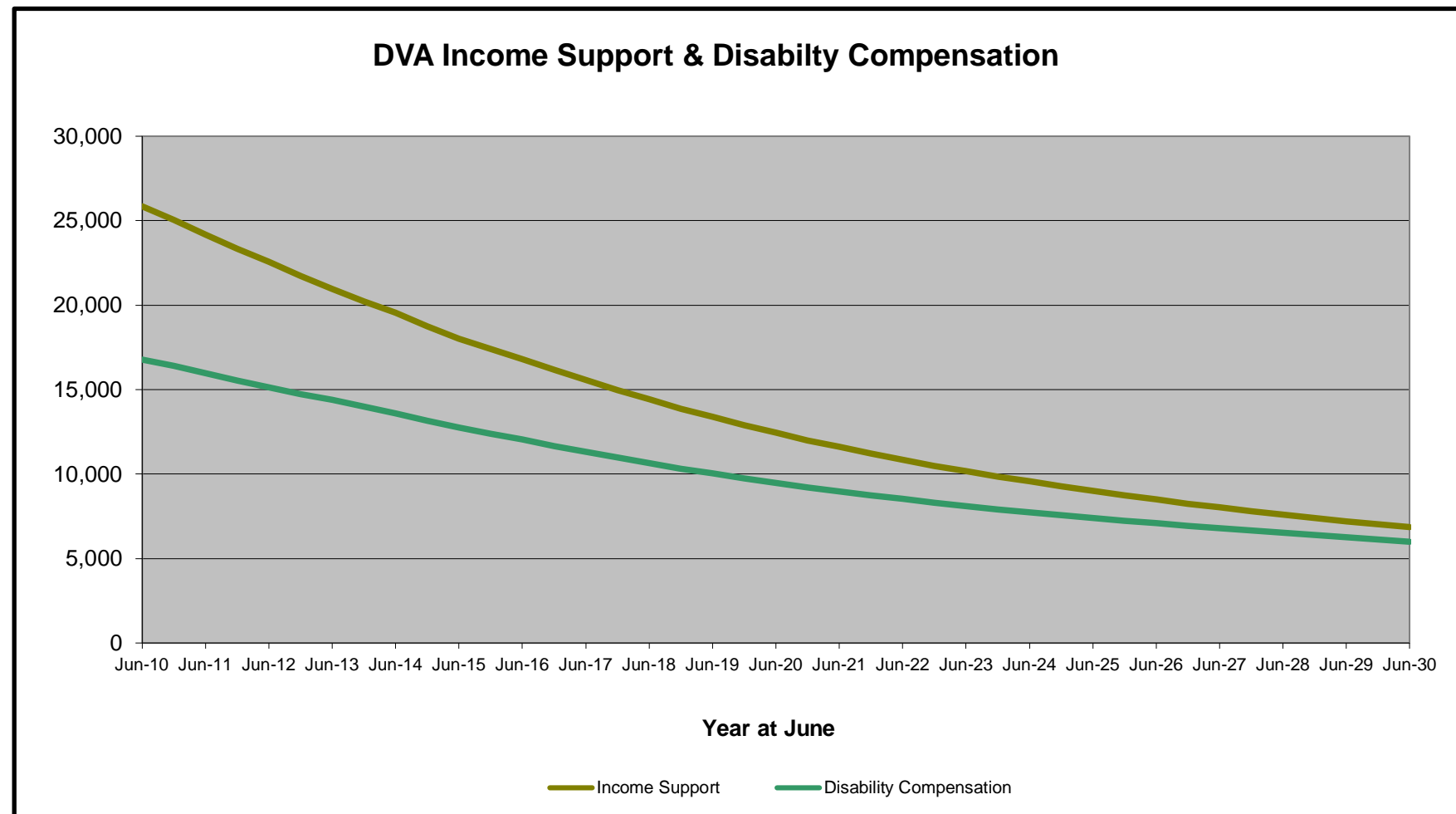
Date of Most Recent Actual Data : 1 Jul 2016  
 Date When This Version is Current : 2 Aug 2016

Continued next page

# DVA PROJECTED BENEFICIARY NUMBERS WITH ACTUALS TO 30 JUNE 2016 - SOUTH AUSTRALIA

Executive Summary of DVA Beneficiaries in Receipt of Pension(s), Allowance(s) or Health Care

BENEFICIARY CATEGORY (Subsets of Net Total Beneficiaries on Previous Page)	ACTUAL DATA										FORECAST DATA										
	June 2010	June 2011	June 2012	June 2013	June 2014	June 2015	June 2016	June 2017	June 2018	June 2019	June 2020	June 2021	June 2022	June 2023	June 2024	June 2025	June 2026	June 2027	June 2028	June 2029	June 2030
<b>Health Treatment Card Holders :</b>																					
Gold Cards	16,784	15,781	14,738	13,844	12,949	12,032	11,286	10,500	9,700	9,000	8,400	7,900	7,400	6,900	6,500	6,200	5,800	5,500	5,200	5,000	4,700
White Cards	3,643	3,518	3,465	3,405	3,780	3,857	3,870	4,000	4,000	4,100	4,200	4,300	4,300	4,400	4,500	4,600	4,600	4,700	4,700	4,800	4,800
<b>Total Health Treatment Cards</b>	<b>20,427</b>	<b>19,299</b>	<b>18,203</b>	<b>17,249</b>	<b>16,729</b>	<b>15,889</b>	<b>15,156</b>	<b>14,400</b>	<b>13,800</b>	<b>13,200</b>	<b>12,600</b>	<b>12,100</b>	<b>11,700</b>	<b>11,400</b>	<b>11,000</b>	<b>10,700</b>	<b>10,500</b>	<b>10,200</b>	<b>10,000</b>	<b>9,700</b>	<b>9,500</b>
Repatriation Pharmaceutical Benefits Cards (Orange Cards)	1,397	1,215	1,044	884	748	607	492	400	300	200	200	100	100	100	0	0	0	0	0	0	0
<b>Other Income Support Categories:</b>																					
Income Support Supplement	6,428	6,097	5,752	5,445	5,064	4,636	4,284	3,900	3,500	3,200	2,800	2,500	2,300	2,000	1,800	1,700	1,500	1,400	1,300	1,200	1,100
Age Pensioners	464	419	371	343	322	288	277	300	200	200	200	200	200	200	200	200	200	200	200	200	200
Commonwealth Seniors Health Cards	660	634	576	519	434	390	360	300	300	300	300	300	300	300	300	300	300	300	300	300	300
Defence Force Income Support Supplement (DFISA)	1,257	1,191	1,142	1,067	983	968	944	900	900	900	1,000	1,000	1,000	1,000	1,000	1,100	1,100	1,100	1,100	1,100	1,200
<b>Total Income Support Beneficiaries (a)</b>	<b>25,849</b>	<b>24,165</b>	<b>22,565</b>	<b>20,949</b>	<b>19,541</b>	<b>18,003</b>	<b>16,808</b>	<b>15,600</b>	<b>14,400</b>	<b>13,400</b>	<b>12,400</b>	<b>11,600</b>	<b>10,900</b>	<b>10,200</b>	<b>9,600</b>	<b>9,000</b>	<b>8,500</b>	<b>8,000</b>	<b>7,600</b>	<b>7,200</b>	<b>6,900</b>
<b>Total Disability Compensation Beneficiaries (b)</b>	<b>16,788</b>	<b>15,986</b>	<b>15,145</b>	<b>14,390</b>	<b>13,598</b>	<b>12,769</b>	<b>12,045</b>	<b>11,300</b>	<b>10,700</b>	<b>10,000</b>	<b>9,500</b>	<b>9,000</b>	<b>8,500</b>	<b>8,100</b>	<b>7,800</b>	<b>7,400</b>	<b>7,100</b>	<b>6,800</b>	<b>6,500</b>	<b>6,300</b>	<b>6,000</b>



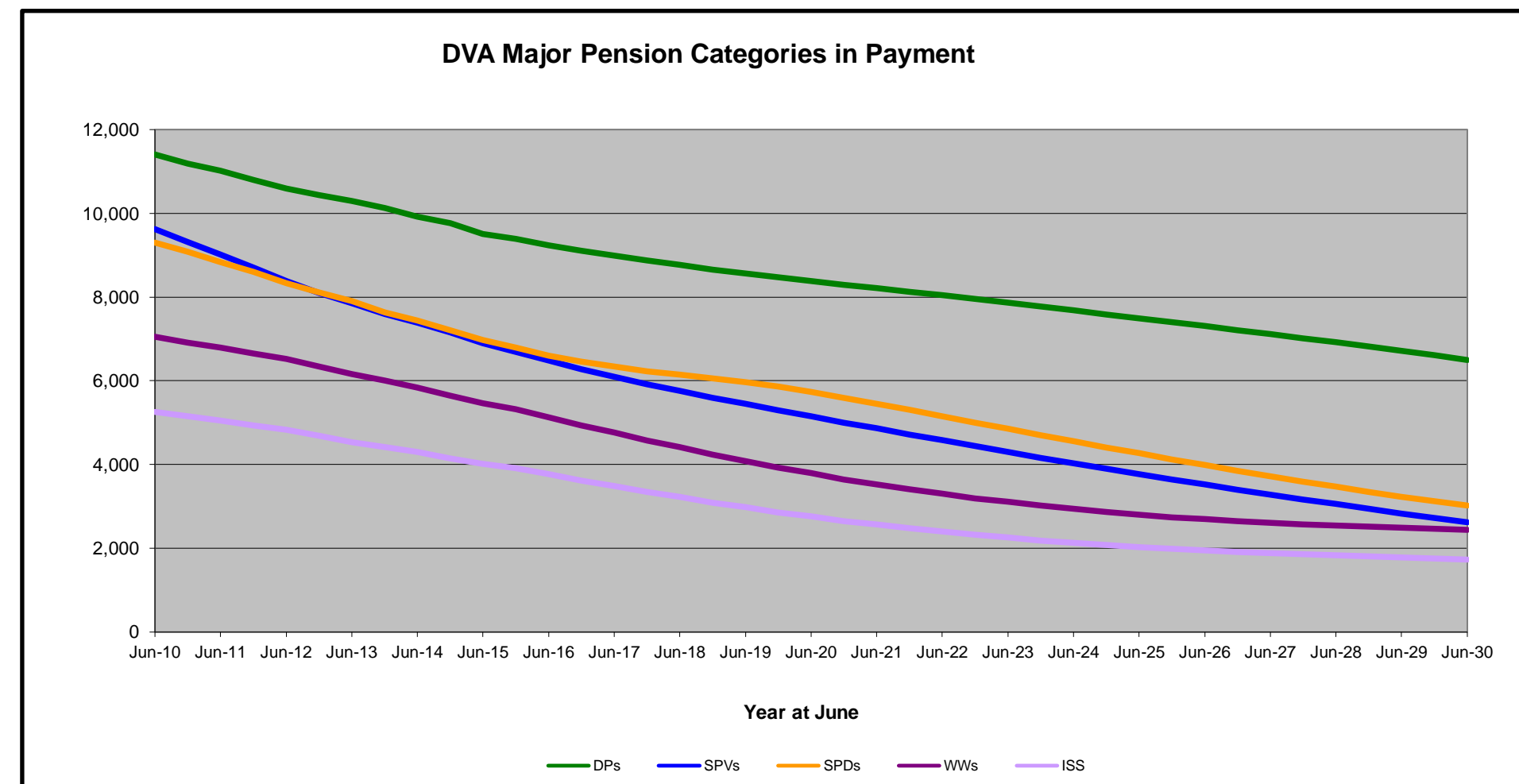
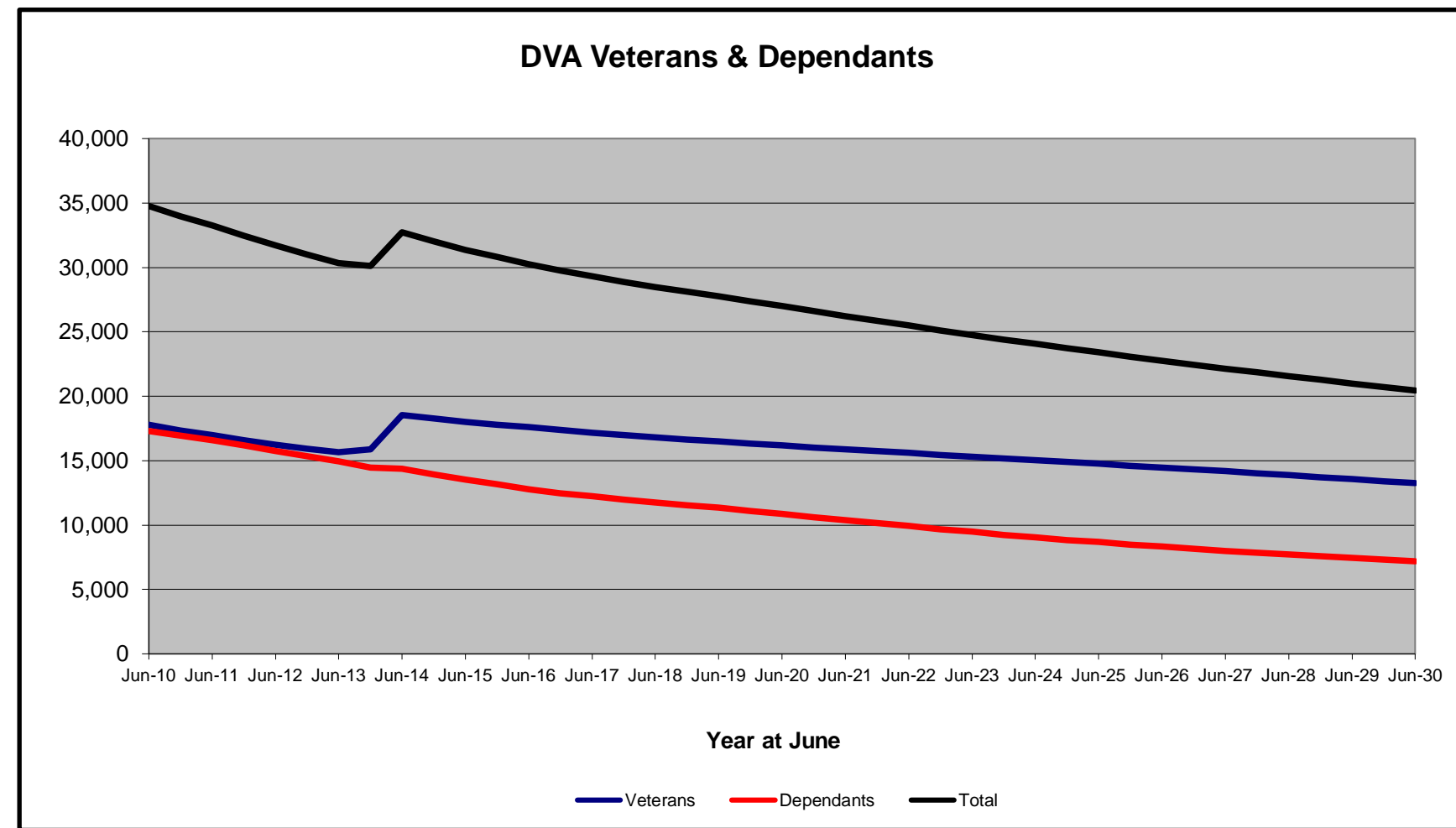
Date of Most Recent Actual Data : 1 Jul 2016  
Date When This Version is Current : 2 Aug 2016

# DVA PROJECTED BENEFICIARY NUMBERS WITH ACTUALS TO 30 JUNE 2016 - WESTERN AUSTRALIA

## Executive Summary of DVA Beneficiaries in Receipt of Pension(s), Allowance(s) or Health Care

BENEFICIARY CATEGORY	ACTUAL DATA							FORECAST DATA														
	June 2010	June 2011	June 2012	June 2013	June 2014	June 2015	June 2016	June 2017	June 2018	June 2019	June 2020	June 2021	June 2022	June 2023	June 2024	June 2025	June 2026	June 2027	June 2028	June 2029	June 2030	
<b>Veterans :</b>																						
Disability Pensioners in Payment	11,413	11,025	10,599	10,294	9,927	9,515	9,236	9,000	8,800	8,600	8,400	8,200	8,000	7,900	7,700	7,500	7,300	7,100	6,900	6,700	6,500	
Age Pension Veterans (Included Above)	227	219	204	201	194	190	196	200	200	200	200	200	200	200	200	200	200	300	300	300	300	
Service Pension Veterans	9,630	9,013	8,383	7,859	7,385	6,893	6,487	6,100	5,800	5,500	5,200	4,900	4,600	4,300	4,000	3,800	3,500	3,300	3,100	2,800	2,600	
Disability Pensioner & Service Pension Veteran Overlap	5,658	5,369	5,083	4,868	4,629	4,380	4,224	4,000	3,900	3,700	3,500	3,400	3,200	3,000	2,900	2,700	2,500	2,300	2,200	2,000	1,800	
Treatment Cards, Allowances or Accepted Disabilities Only	2,420	2,308	2,345	2,387	5,866	5,963	6,103	6,100	6,200	6,200	6,200	6,200	6,200	6,200	6,200	6,200	6,100	6,100	6,100	6,000	6,000	
MRCA Veterans	n/a	n/a	n/a	n/a	1,669	1,861	2,091	2,200	2,400	2,500	2,600	2,700	2,700	2,800	2,900	2,900	3,000	3,000	3,100	3,100	3,100	
SRCA Veterans	n/a	n/a	n/a	n/a	5,680	5,740	5,800	5,900	6,000	6,100	6,200	6,300	6,400	6,400	6,500	6,500	6,500	6,500	6,500	6,500	6,500	
<b>Total Veterans</b>	<b>17,805</b>	<b>16,977</b>	<b>16,244</b>	<b>15,672</b>	<b>18,551</b>	<b>17,991</b>	<b>17,602</b>	<b>17,200</b>	<b>16,800</b>	<b>16,500</b>	<b>16,200</b>	<b>15,900</b>	<b>15,600</b>	<b>15,300</b>	<b>15,000</b>	<b>14,800</b>	<b>14,500</b>	<b>14,200</b>	<b>13,900</b>	<b>13,600</b>	<b>13,300</b>	
<b>Dependants :</b>																						
Service Pension Dependants	9,301	8,837	8,334	7,900	7,441	6,981	6,598	6,300	6,100	6,000	5,700	5,500	5,200	4,900	4,600	4,300	4,000	3,700	3,500	3,200	3,000	
War Widow(er)s	7,052	6,798	6,524	6,163	5,832	5,459	5,129	4,800	4,400	4,100	3,800	3,500	3,300	3,100	2,900	2,800	2,700	2,600	2,500	2,500	2,400	
Orphans	16	12	6	7	8	10	10	10	10	10	10	10	20	20	20	20	20	20	20	20	20	
Adequate Means of Support (a)	32	29	28	27	25	25	24	20	20	20	20	20	20	20	20	20	20	20	20	20	20	
Age Pension Partners	199	195	191	176	165	162	162	200	100	100	100	100	100	100	100	100	100	100	100	100	100	
Commonwealth Seniors Health Cards Dependants	680	676	623	583	503	496	464	400	400	400	400	400	400	400	300	300	300	300	300	300	300	
Defence Force Income Support Supplement Dependants	609	613	589	552	536	521	510	500	500	400	400	400	400	400	300	300	300	300	300	300	300	
MRCA Dependants	n/a	n/a	n/a	n/a	21	20	25	30	30	30	30	30	30	30	30	20	20	20	20	20	20	
Other Dependants	36	36	50	60	283	272	274	400	500	600	700	800	900	900	1,000	1,000	1,100	1,100	1,200	1,200	1,200	
Total Overlap Between Dependant Categories	619	610	578	532	457	434	415	400	400	300	300	300	300	200	200	200	200	200	200	200	200	
<b>Total Dependants</b>	<b>17,306</b>	<b>16,586</b>	<b>15,767</b>	<b>14,936</b>	<b>14,357</b>	<b>13,512</b>	<b>12,781</b>	<b>12,200</b>	<b>11,800</b>	<b>11,300</b>	<b>10,900</b>	<b>10,400</b>	<b>9,900</b>	<b>9,500</b>	<b>9,100</b>	<b>8,700</b>	<b>8,300</b>	<b>8,000</b>	<b>7,700</b>	<b>7,400</b>	<b>7,200</b>	
<b>Total Veterans and Total Dependants Overlap</b>	<b>340</b>	<b>319</b>	<b>286</b>	<b>264</b>	<b>165</b>	<b>149</b>	<b>133</b>	<b>100</b>	<b>100</b>	<b>100</b>	<b>100</b>	<b>100</b>	<b>0</b>	<b>0</b>	<b>0</b>	<b>0</b>	<b>0</b>	<b>0</b>	<b>0</b>	<b>0</b>	<b>0</b>	
<b>Nett Total Clients *</b>	<b>34,771</b>	<b>33,244</b>	<b>31,725</b>	<b>30,344</b>	<b>32,743</b>	<b>31,354</b>	<b>30,250</b>	<b>29,300</b>	<b>28,500</b>	<b>27,800</b>	<b>27,000</b>	<b>26,200</b>	<b>25,500</b>	<b>24,800</b>	<b>24,100</b>	<b>23,400</b>	<b>22,800</b>	<b>22,200</b>	<b>21,600</b>	<b>21,000</b>	<b>20,400</b>	

\* - From June 2014 this report contains a more complete count of total DVA clients. The previous count; Net Total Beneficiaries; included all persons receiving a VEA pension/allowance or holding a treatment or pharmaceutical entitlement card. In contrast, the Nett Total DVA Client count also includes any veteran with one or more service related disabilities accepted under the SRCA or the MRCA as well as dependent children of veterans currently receiving student payments under the VCES or MRCAETS.



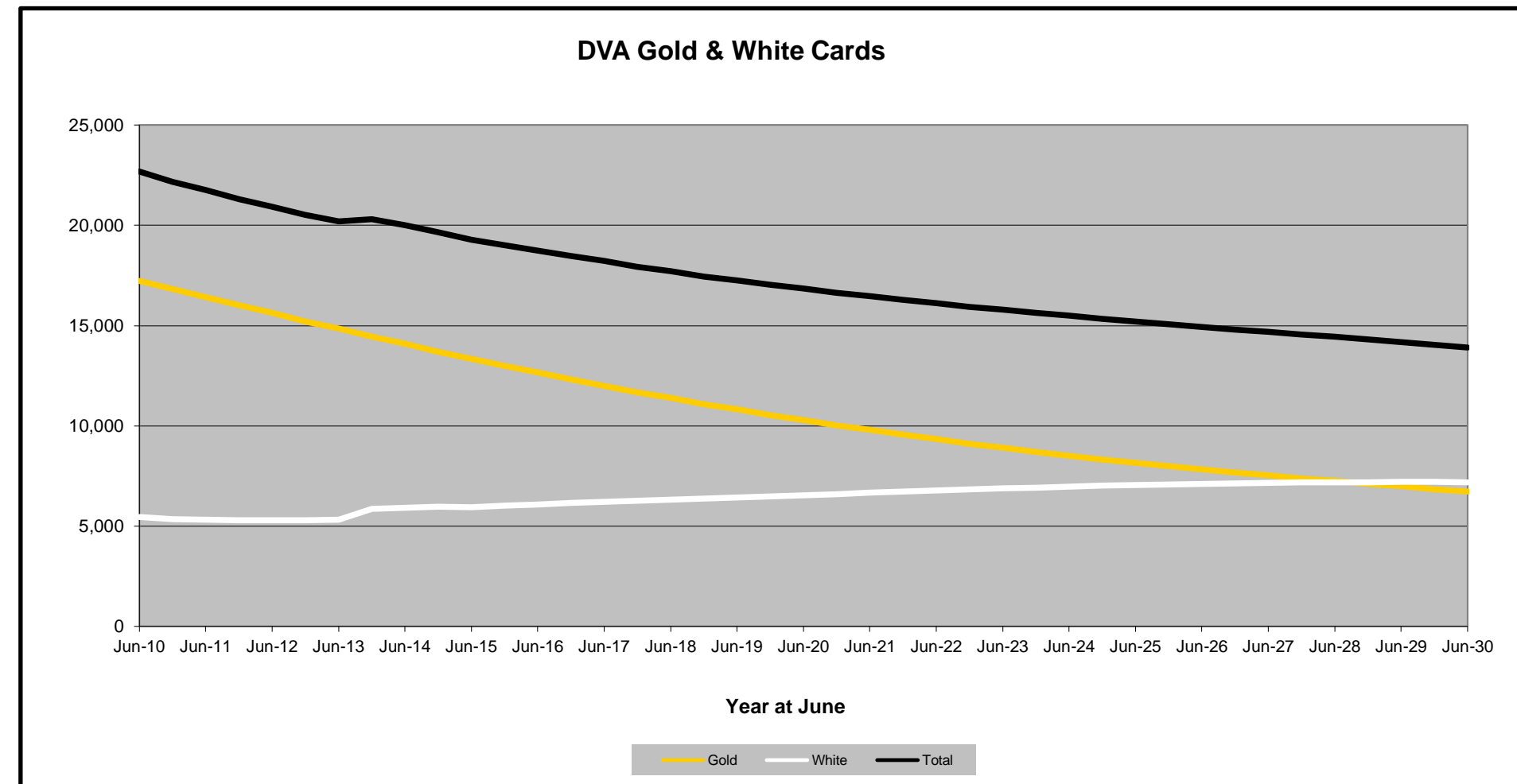
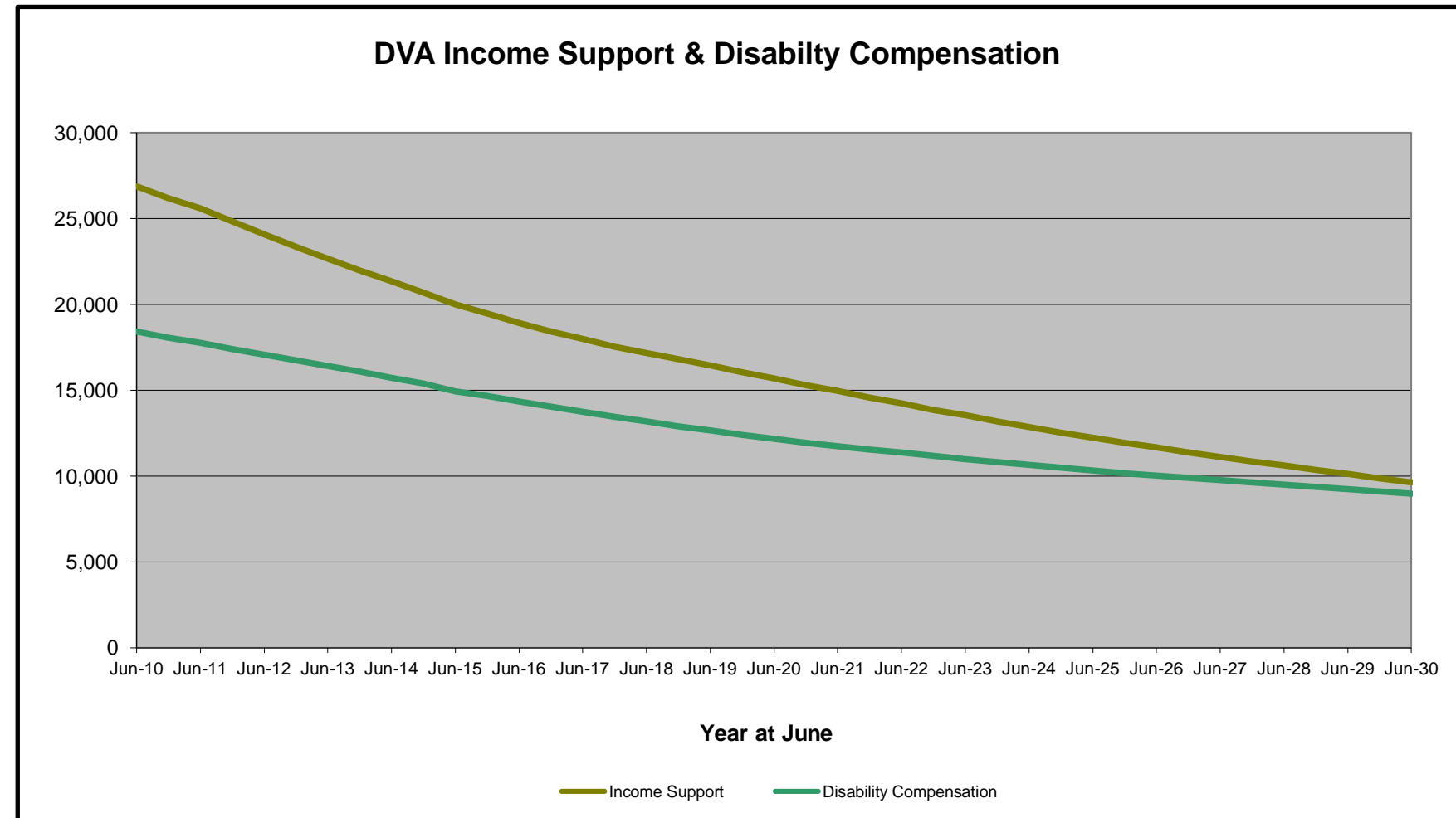
Date of Most Recent Actual Data : 1 Jul 2016  
Date When This Version is Current : 2 Aug 2016

Continued next page

# DVA PROJECTED BENEFICIARY NUMBERS WITH ACTUALS TO 30 JUNE 2016 - WESTERN AUSTRALIA

## Executive Summary of DVA Beneficiaries in Receipt of Pension(s), Allowance(s) or Health Care

BENEFICIARY CATEGORY (Subsets of Net Total Beneficiaries on Previous Page)	ACTUAL DATA										FORECAST DATA										
	June 2010	June 2011	June 2012	June 2013	June 2014	June 2015	June 2016	June 2017	June 2018	June 2019	June 2020	June 2021	June 2022	June 2023	June 2024	June 2025	June 2026	June 2027	June 2028	June 2029	June 2030
<b>Health Treatment Card Holders :</b>																					
Gold Cards	17,238	16,428	15,639	14,861	14,099	13,341	12,669	12,000	11,400	10,800	10,300	9,800	9,300	8,900	8,500	8,200	7,800	7,500	7,300	7,000	6,700
White Cards	5,458	5,330	5,302	5,331	5,921	5,945	6,088	6,200	6,300	6,400	6,500	6,700	6,800	6,900	7,000	7,100	7,100	7,200	7,200	7,200	7,200
<b>Total Health Treatment Cards</b>	<b>22,696</b>	<b>21,758</b>	<b>20,941</b>	<b>20,192</b>	<b>20,020</b>	<b>19,286</b>	<b>18,757</b>	<b>18,200</b>	<b>17,700</b>	<b>17,300</b>	<b>16,800</b>	<b>16,500</b>	<b>16,100</b>	<b>15,800</b>	<b>15,500</b>	<b>15,200</b>	<b>14,900</b>	<b>14,700</b>	<b>14,400</b>	<b>14,200</b>	<b>13,900</b>
Repatriation Pharmaceutical Benefits Cards (Orange Cards)	1,375	1,208	1,035	882	758	624	503	400	300	200	200	100	100	100	100	0	0	0	0	0	0
<b>Other Income Support Categories:</b>																					
Income Support Supplement	5,257	5,052	4,835	4,529	4,297	4,014	3,765	3,500	3,200	3,000	2,800	2,600	2,400	2,300	2,100	2,000	1,900	1,900	1,800	1,800	1,700
Age Pensioners	426	414	395	377	367	359	365	400	300	300	300	300	300	300	400	400	400	400	400	400	400
Commonwealth Seniors Health Cards	1,072	1,049	972	910	762	700	658	600	600	600	600	600	600	600	600	500	500	500	500	500	500
Defence Force Income Support Supplement (DFISA)	1,502	1,518	1,458	1,380	1,340	1,304	1,300	1,300	1,300	1,300	1,400	1,400	1,400	1,500	1,500	1,500	1,600	1,600	1,600	1,600	1,700
<b>Total Income Support Beneficiaries (a)</b>	<b>26,886</b>	<b>25,591</b>	<b>24,096</b>	<b>22,685</b>	<b>21,348</b>	<b>20,014</b>	<b>18,926</b>	<b>18,000</b>	<b>17,200</b>	<b>16,400</b>	<b>15,700</b>	<b>15,000</b>	<b>14,200</b>	<b>13,500</b>	<b>12,900</b>	<b>12,300</b>	<b>11,700</b>	<b>11,100</b>	<b>10,600</b>	<b>10,100</b>	<b>9,700</b>
<b>Total Disability Compensation Beneficiaries (b)</b>	<b>18,427</b>	<b>17,779</b>	<b>17,080</b>	<b>16,420</b>	<b>15,727</b>	<b>14,949</b>	<b>14,349</b>	<b>13,800</b>	<b>13,200</b>	<b>12,700</b>	<b>12,200</b>	<b>11,800</b>	<b>11,400</b>	<b>11,000</b>	<b>10,700</b>	<b>10,300</b>	<b>10,000</b>	<b>9,800</b>	<b>9,500</b>	<b>9,200</b>	<b>9,000</b>



Date of Most Recent Actual Data : 1 Jul 2016  
 Date When This Version is Current : 2 Aug 2016

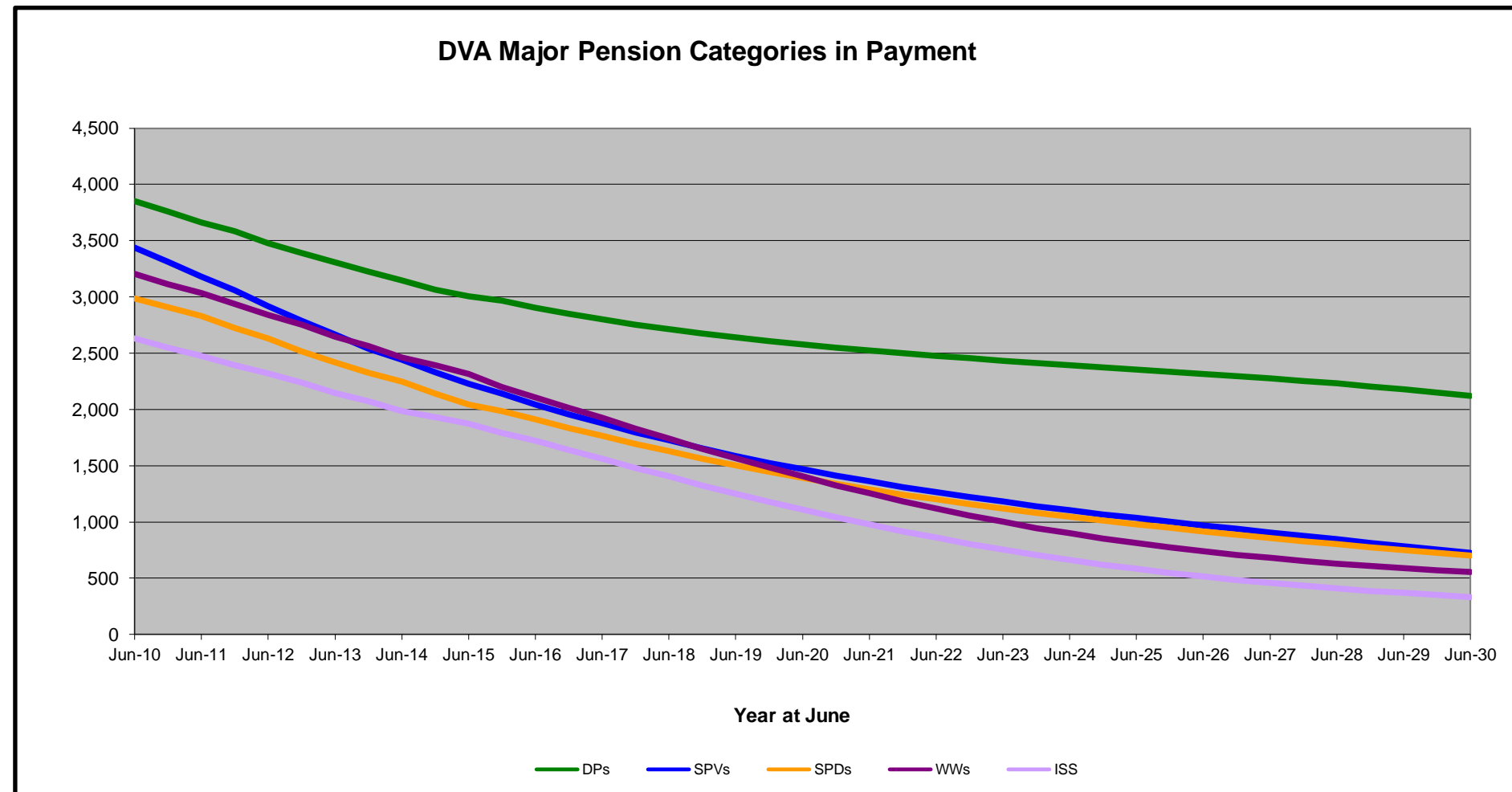
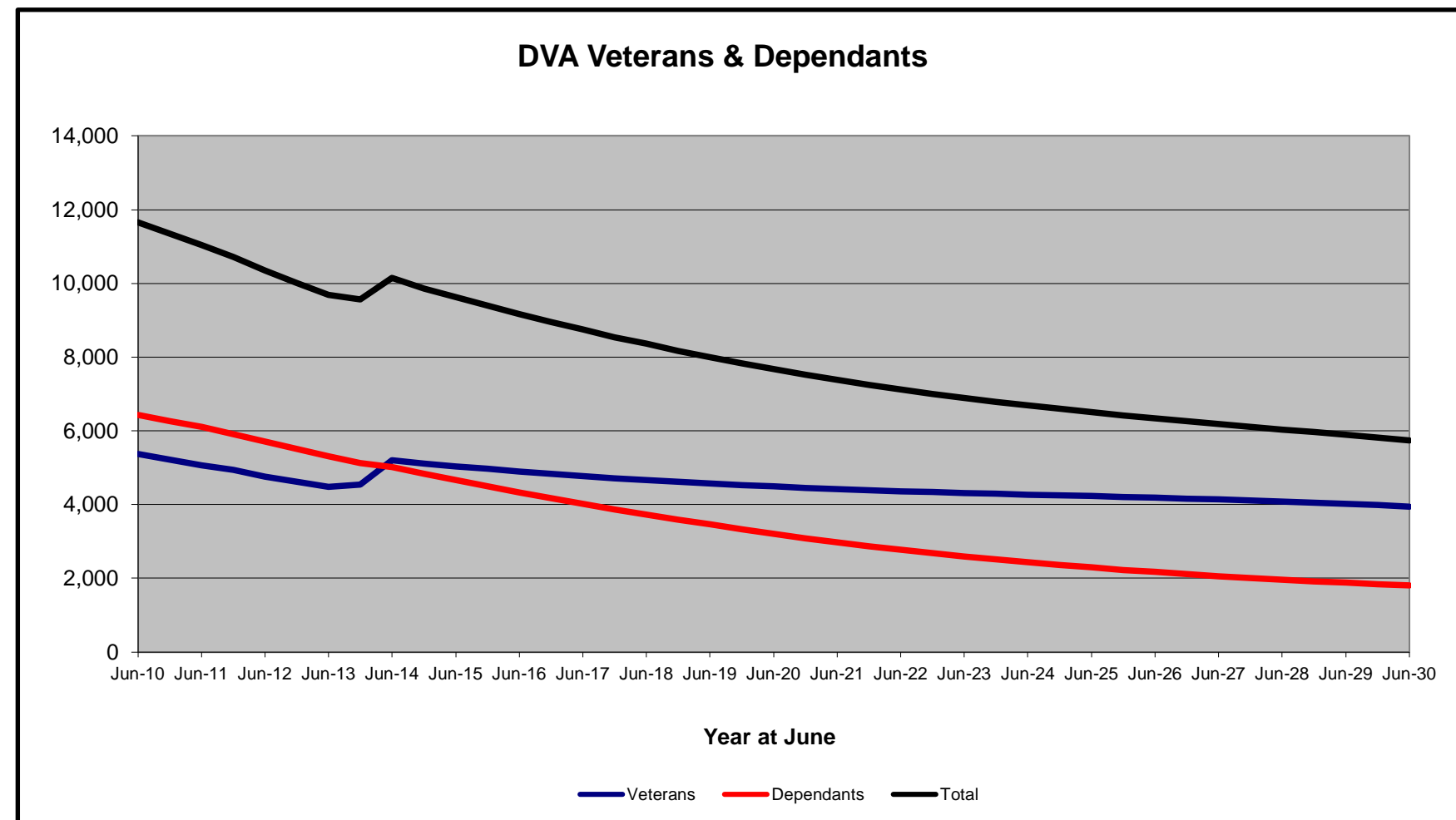


**DVA PROJECTED BENEFICIARY NUMBERS WITH ACTUALS TO 30 JUNE 2016 - TASMANIA \***

**Executive Summary of DVA Beneficiaries in Receipt of Pension(s), Allowance(s) or Health Care**

BENEFICIARY CATEGORY	ACTUAL DATA							FORECAST DATA														
	June 2010	June 2011	June 2012	June 2013	June 2014	June 2015	June 2016	June 2017	June 2018	June 2019	June 2020	June 2021	June 2022	June 2023	June 2024	June 2025	June 2026	June 2027	June 2028	June 2029	June 2030	
<b>Veterans :</b>																						
Disability Pensioners in Payment	3,851	3,664	3,477	3,306	3,144	3,005	2,905	2,800	2,700	2,600	2,600	2,500	2,500	2,400	2,400	2,400	2,300	2,300	2,200	2,200	2,100	
Age Pension Veterans (Included Above)	64	58	56	56	56	57	56	100	100	100	100	100	100	100	100	100	100	100	100	100	100	
Service Pension Veterans	3,440	3,179	2,916	2,666	2,444	2,226	2,045	1,900	1,700	1,600	1,500	1,400	1,300	1,200	1,100	1,000	1,000	900	800	800	700	
Disability Pensioner & Service Pension Veteran Overlap	2,410	2,259	2,122	1,963	1,818	1,680	1,570	1,500	1,400	1,300	1,200	1,100	1,000	1,000	900	900	800	800	700	700	600	
Treatment Cards, Allowances or Accepted Disabilities Only	488	482	490	477	1,433	1,487	1,522	1,600	1,600	1,600	1,600	1,700	1,700	1,700	1,700	1,700	1,700	1,700	1,700	1,700	1,700	
MRCA Veterans	n/a	n/a	n/a	n/a	312	364	421	500	500	500	500	600	600	600	600	700	700	700	700	700	700	
SRCA Veterans	n/a	n/a	n/a	n/a	1,622	1,638	1,671	1,700	1,700	1,800	1,800	1,800	1,800	1,800	1,900	1,900	1,900	1,900	1,900	1,900	1,900	
<b>Total Veterans</b>	<b>5,369</b>	<b>5,066</b>	<b>4,761</b>	<b>4,486</b>	<b>5,203</b>	<b>5,038</b>	<b>4,902</b>	<b>4,800</b>	<b>4,700</b>	<b>4,600</b>	<b>4,500</b>	<b>4,400</b>	<b>4,400</b>	<b>4,300</b>	<b>4,300</b>	<b>4,200</b>	<b>4,200</b>	<b>4,100</b>	<b>4,100</b>	<b>4,000</b>	<b>4,000</b>	
<b>Dependants :</b>																						
Service Pension Dependants	2,987	2,829	2,629	2,419	2,247	2,043	1,912	1,800	1,600	1,500	1,400	1,300	1,200	1,100	1,000	1,000	900	900	800	800	700	
War Widow(er)s	3,206	3,034	2,838	2,648	2,462	2,314	2,107	1,900	1,700	1,600	1,400	1,300	1,100	1,000	900	800	700	700	600	600	600	
Orphans	3	1	1	0	3	3	2	0	0	0	0	0	0	0	0	0	0	0	0	0	10	
Adequate Means of Support (a)	23	23	22	22	22	20	20	20	20	20	20	20	20	20	20	20	20	20	20	20	20	
Age Pension Partners	42	42	43	41	40	42	41	0	0	100	100	100	100	100	100	100	100	100	100	100	100	
Commonwealth Seniors Health Cards Dependants	92	83	80	72	57	54	49	0	0	0	0	0	0	0	0	0	0	100	100	100	100	
Defence Force Income Support Supplement Dependants	166	174	176	174	168	166	167	200	200	200	200	200	100	100	100	100	100	100	100	100	100	
MRCA Dependants	n/a	n/a	n/a	n/a	0	1	3	0	0	0	0	0	0	0	0	0	0	0	0	0	0	
Other Dependants	11	11	11	13	96	88	85	100	100	200	200	200	200	300	300	300	300	300	300	300	300	
Total Overlap Between Dependant Categories	92	87	83	76	69	66	62	100	100	100	100	100	100	100	100	100	100	100	100	100	100	
<b>Total Dependants</b>	<b>6,438</b>	<b>6,110</b>	<b>5,717</b>	<b>5,313</b>	<b>5,026</b>	<b>4,665</b>	<b>4,324</b>	<b>4,000</b>	<b>3,700</b>	<b>3,500</b>	<b>3,200</b>	<b>3,000</b>	<b>2,800</b>	<b>2,600</b>	<b>2,400</b>	<b>2,300</b>	<b>2,200</b>	<b>2,100</b>	<b>2,000</b>	<b>1,900</b>	<b>1,800</b>	
<b>Total Veterans and Total Dependants Overlap</b>	<b>151</b>	<b>143</b>	<b>127</b>	<b>109</b>	<b>87</b>	<b>70</b>	<b>56</b>	<b>0</b>	<b>0</b>	<b>0</b>	<b>0</b>	<b>0</b>	<b>0</b>	<b>0</b>	<b>0</b>	<b>0</b>	<b>0</b>	<b>0</b>	<b>0</b>	<b>0</b>	<b>0</b>	
<b>Nett Total Clients *</b>	<b>11,656</b>	<b>11,033</b>	<b>10,351</b>	<b>9,690</b>	<b>10,142</b>	<b>9,633</b>	<b>9,170</b>	<b>8,800</b>	<b>8,400</b>	<b>8,000</b>	<b>7,700</b>	<b>7,400</b>	<b>7,100</b>	<b>6,900</b>	<b>6,700</b>	<b>6,500</b>	<b>6,300</b>	<b>6,200</b>	<b>6,000</b>	<b>5,900</b>	<b>5,700</b>	

\* - From June 2014 this report contains a more complete count of total DVA clients. The previous count; Net Total Beneficiaries; included all persons receiving a VEA pension/allowance or holding a treatment or pharmaceutical entitlement card. In contrast, the Nett Total DVA Client count also includes any veteran with one or more service related disabilities accepted under the SRCA or the MRCA as well as dependent children of veterans currently receiving student payments under the VCES or MRCAETS.



Date of Most Recent Actual Data : 1 Jul 2016  
Date When This Version is Current : 2 Aug 2016

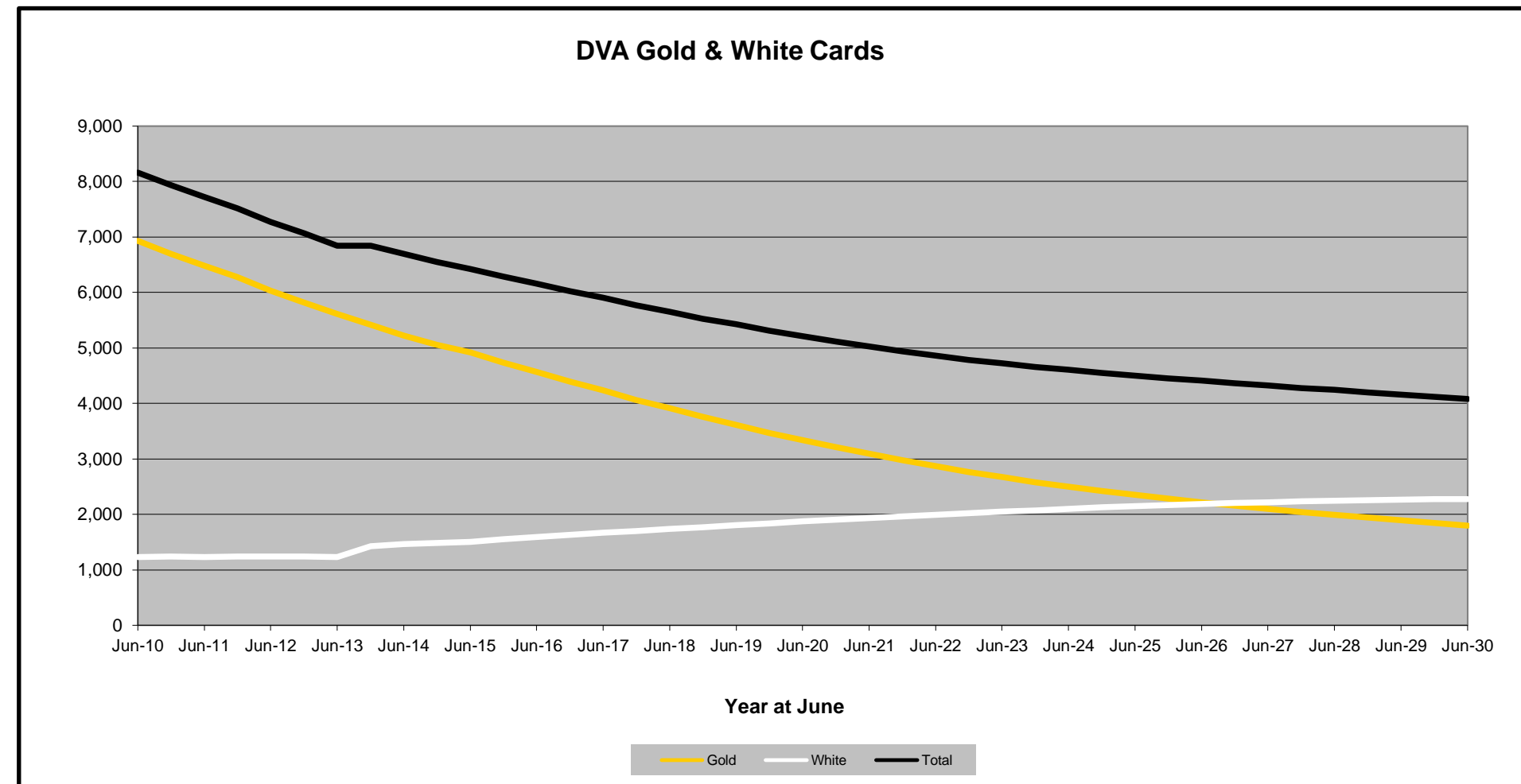
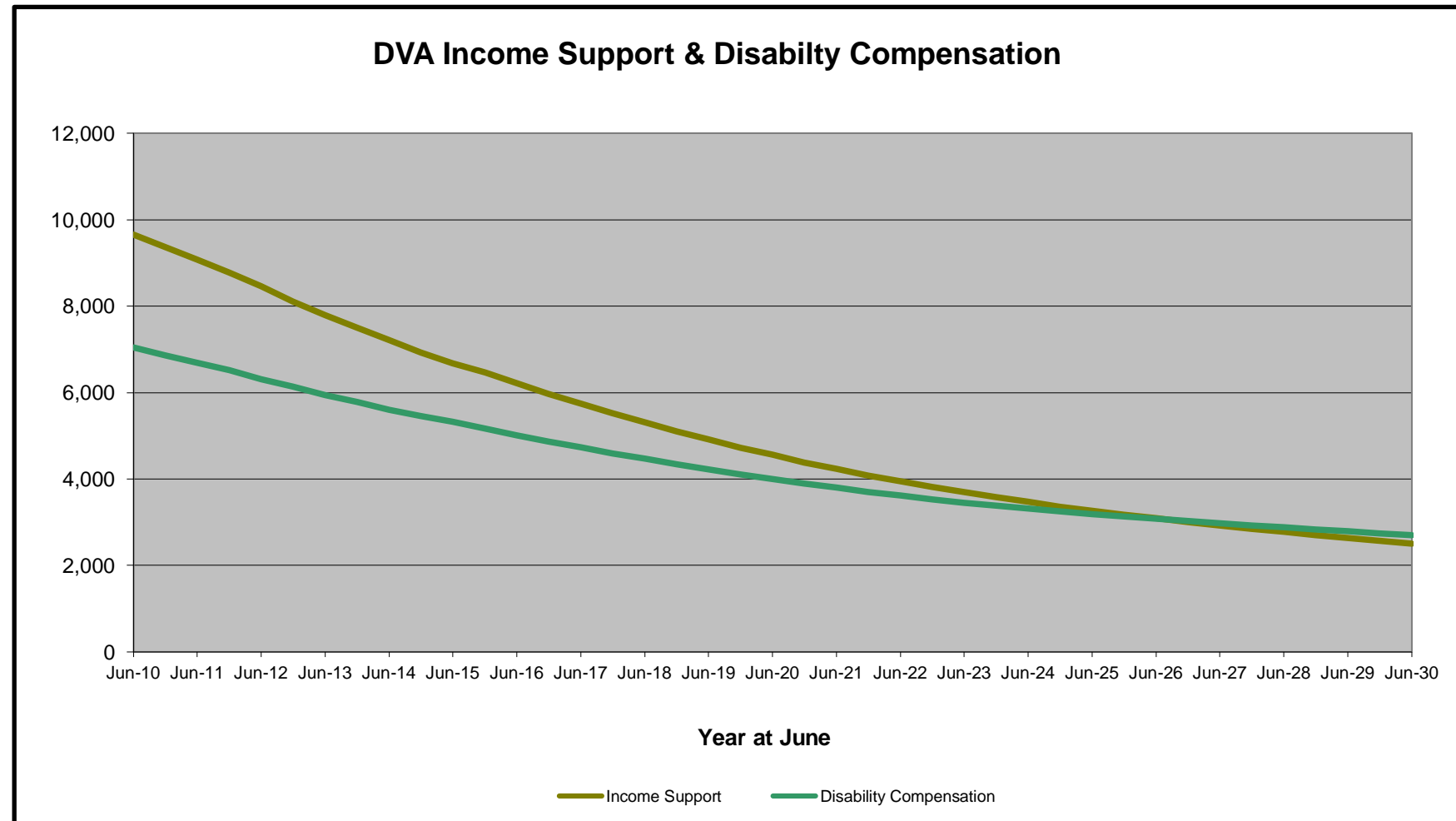
Continued next page

**DVA PROJECTED BENEFICIARY NUMBERS WITH ACTUALS TO 30 JUNE 2016 - TASMANIA \***

**Executive Summary of DVA Beneficiaries in Receipt of Pension(s), Allowance(s) or Health Care**

BENEFICIARY CATEGORY (Subsets of Net Total Beneficiaries on Previous Page)	ACTUAL DATA										FORECAST DATA										
	June 2010	June 2011	June 2012	June 2013	June 2014	June 2015	June 2016	June 2017	June 2018	June 2019	June 2020	June 2021	June 2022	June 2023	June 2024	June 2025	June 2026	June 2027	June 2028	June 2029	June 2030
<b>Health Treatment Card Holders :</b>																					
Gold Cards	6,925	6,483	6,030	5,610	5,224	4,916	4,571	4,200	3,900	3,600	3,300	3,100	2,900	2,700	2,500	2,400	2,200	2,100	2,000	1,900	1,800
White Cards	1,230	1,237	1,238	1,232	1,469	1,510	1,591	1,700	1,700	1,800	1,900	1,900	2,000	2,100	2,100	2,100	2,200	2,200	2,200	2,300	2,300
<b>Total Health Treatment Cards</b>	<b>8,155</b>	<b>7,720</b>	<b>7,268</b>	<b>6,842</b>	<b>6,693</b>	<b>6,426</b>	<b>6,162</b>	<b>5,900</b>	<b>5,700</b>	<b>5,400</b>	<b>5,200</b>	<b>5,000</b>	<b>4,900</b>	<b>4,700</b>	<b>4,600</b>	<b>4,500</b>	<b>4,400</b>	<b>4,300</b>	<b>4,200</b>	<b>4,200</b>	<b>4,100</b>
Repatriation Pharmaceutical Benefits Cards (Orange Cards)	293	255	216	184	153	128	100	100	100	0	0	0	0	0	0	0	0	0	0	0	0
<b>Other Income Support Categories:</b>																					
Income Support Supplement	2,633	2,474	2,318	2,144	1,983	1,873	1,723	1,600	1,400	1,300	1,100	1,000	900	800	700	600	500	500	400	400	300
Age Pensioners	106	100	99	97	96	100	97	100	100	100	100	100	100	100	100	100	200	200	200	200	200
Commonwealth Seniors Health Cards	162	142	133	112	90	80	73	100	100	100	100	100	100	100	100	100	100	100	100	100	100
Defence Force Income Support Supplement (DFISA)	423	434	442	427	435	435	435	400	500	500	500	500	500	500	500	500	600	600	600	600	600
<b>Total Income Support Beneficiaries (a)</b>	<b>9,661</b>	<b>9,077</b>	<b>8,459</b>	<b>7,790</b>	<b>7,218</b>	<b>6,681</b>	<b>6,211</b>	<b>5,700</b>	<b>5,300</b>	<b>4,900</b>	<b>4,600</b>	<b>4,200</b>	<b>3,900</b>	<b>3,700</b>	<b>3,500</b>	<b>3,300</b>	<b>3,100</b>	<b>2,900</b>	<b>2,800</b>	<b>2,600</b>	<b>2,500</b>
<b>Total Disability Compensation Beneficiaries (b)</b>	<b>7,046</b>	<b>6,686</b>	<b>6,310</b>	<b>5,948</b>	<b>5,604</b>	<b>5,319</b>	<b>5,015</b>	<b>4,700</b>	<b>4,500</b>	<b>4,200</b>	<b>4,000</b>	<b>3,800</b>	<b>3,600</b>	<b>3,500</b>	<b>3,300</b>	<b>3,200</b>	<b>3,100</b>	<b>3,000</b>	<b>2,900</b>	<b>2,800</b>	<b>2,700</b>

\* - Includes overseas clients up to 2009



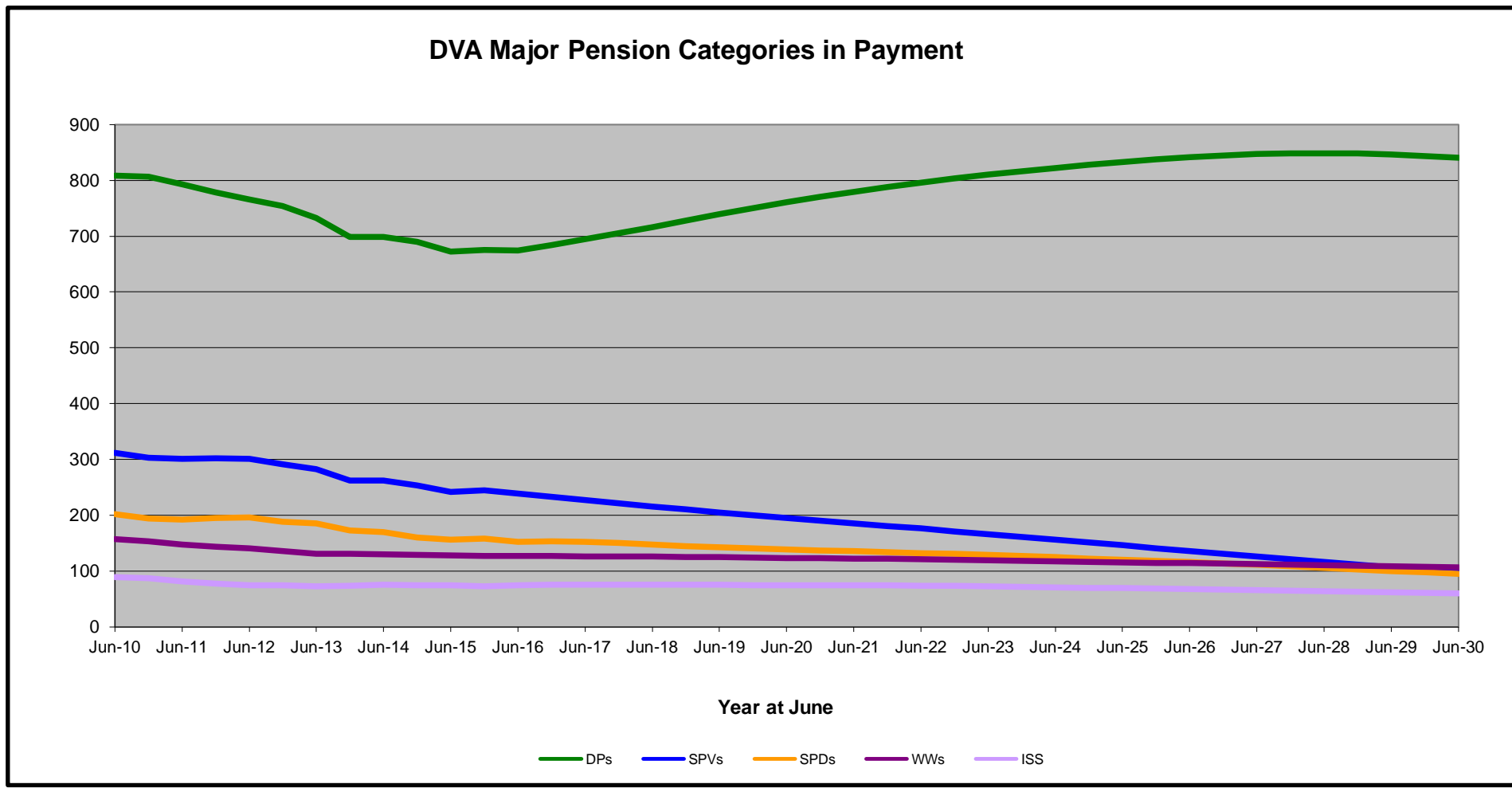
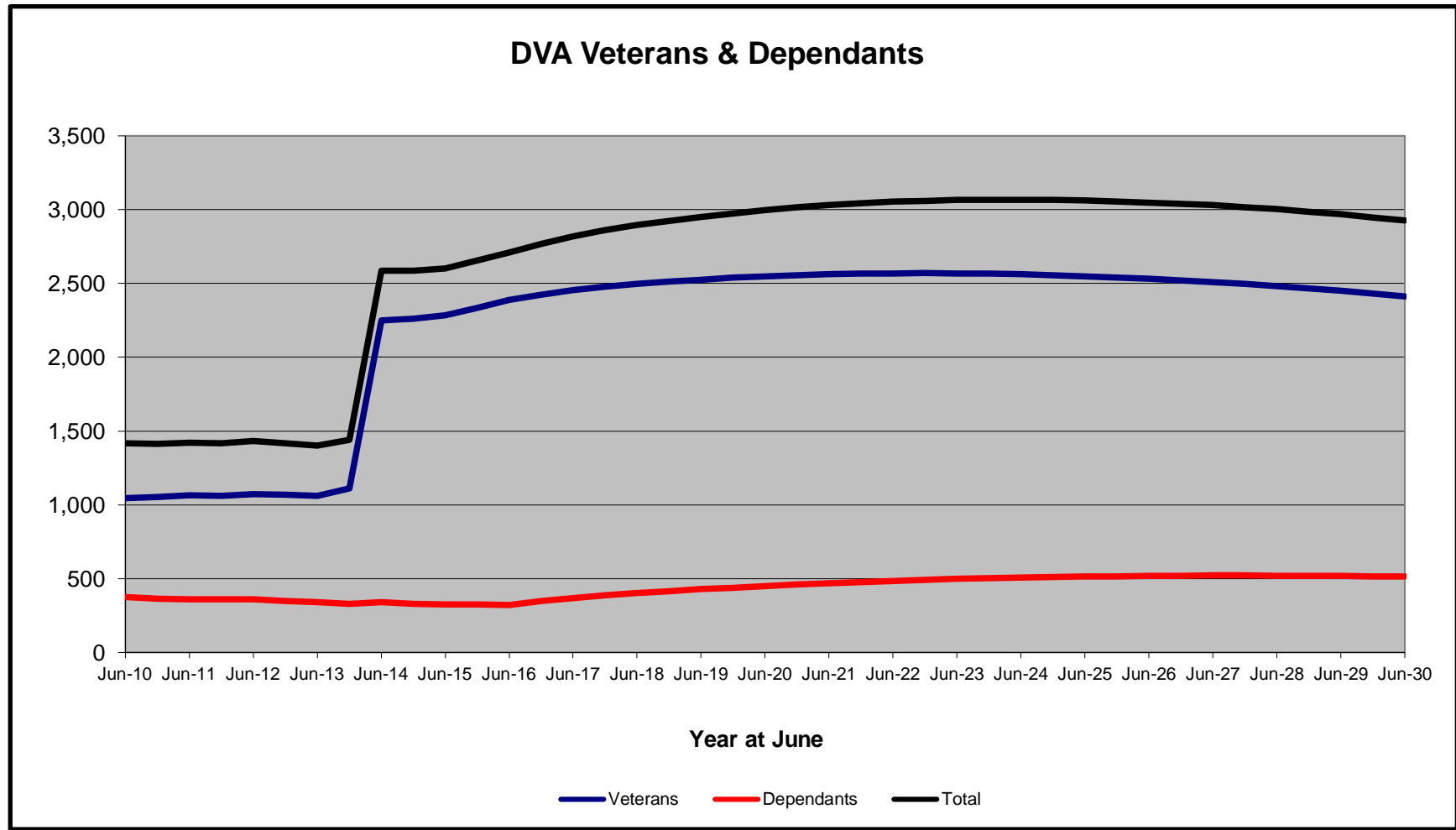
Date of Most Recent Actual Data : 1 Jul 2016  
Date When This Version is Current : 2 Aug 2016

# DVA PROJECTED BENEFICIARY NUMBERS WITH ACTUALS TO 30 JUNE 2016 - NORTHERN TERRITORY

## Executive Summary of DVA Beneficiaries in Receipt of Pension(s), Allowance(s) or Health Care

BENEFICIARY CATEGORY	ACTUAL DATA							FORECAST DATA														
	June 2010	June 2011	June 2012	June 2013	June 2014	June 2015	June 2016	June 2017	June 2018	June 2019	June 2020	June 2021	June 2022	June 2023	June 2024	June 2025	June 2026	June 2027	June 2028	June 2029	June 2030	
<b>Veterans :</b>																						
Disability Pensioners in Payment	808	793	766	733	699	672	674	690	720	740	760	780	800	810	820	830	840	850	850	850	840	
Age Pension Veterans (Included Above)	2	3	3	3	3	4	4	0	0	0	0	0	0	0	0	0	0	0	0	0	0	
Service Pension Veterans	312	301	301	283	262	242	239	230	220	210	200	190	180	170	160	150	140	130	120	110	100	
Disability Pensioner & Service Pension Veteran Overlap	198	186	188	181	165	156	152	140	140	130	120	120	110	110	100	90	80	80	70	60	60	
Treatment Cards, Allowances or Accepted Disabilities Only	123	156	194	228	1,452	1,524	1,627	1,670	1,700	1,710	1,720	1,710	1,710	1,700	1,680	1,660	1,640	1,620	1,590	1,570	1,540	
MRCA Veterans	n/a	n/a	n/a	n/a	716	798	932	990	1,040	1,090	1,130	1,170	1,200	1,230	1,260	1,280	1,300	1,310	1,320	1,330	1,330	
SRCA Veterans	n/a	n/a	n/a	n/a	1,192	1,182	1,183	1,210	1,240	1,260	1,290	1,310	1,330	1,340	1,360	1,370	1,380	1,390	1,400	1,400	1,400	
<b>Total Veterans</b>	<b>1,045</b>	<b>1,064</b>	<b>1,073</b>	<b>1,063</b>	<b>2,248</b>	<b>2,282</b>	<b>2,388</b>	<b>2,450</b>	<b>2,500</b>	<b>2,530</b>	<b>2,550</b>	<b>2,560</b>	<b>2,570</b>	<b>2,570</b>	<b>2,560</b>	<b>2,550</b>	<b>2,530</b>	<b>2,510</b>	<b>2,480</b>	<b>2,450</b>	<b>2,410</b>	
<b>Dependants :</b>																						
Service Pension Dependants	202	192	196	185	170	156	152	150	150	140	140	140	130	130	120	120	120	110	110	100	100	
War Widow(er)s	157	148	141	131	130	128	127	130	130	120	120	120	120	120	120	120	110	110	110	110	110	
Orphans	0	0	0	0	0	0	0	0	0	0	0	0	0	0	0	0	0	0	0	0	0	
Adequate Means of Support (a)	1	1	1	1	1	1	1	0	0	0	0	0	0	0	0	0	0	0	0	0	0	
Age Pension Partners	3	5	5	4	3	4	4	0	0	0	0	0	0	0	0	0	0	0	0	0	0	
Commonwealth Seniors Health Cards Dependants	17	15	13	14	14	13	13	10	10	10	10	10	10	20	20	20	20	20	20	20	20	
Defence Force Income Support Supplement Dependants	12	13	17	18	16	21	26	30	30	20	20	20	20	20	20	20	20	20	20	20	20	
MRCA Dependants	n/a	n/a	n/a	n/a	2	1	1	0	0	0	0	0	0	0	0	0	0	0	0	0	0	
Other Dependants	1	2	2	2	19	13	11	60	90	120	150	170	190	210	230	240	250	260	270	270	270	
Total Overlap Between Dependant Categories	15	14	13	12	12	12	11	10	10	10	10	10	10	10	10	10	10	10	0	0	0	
<b>Total Dependants</b>	<b>378</b>	<b>362</b>	<b>362</b>	<b>343</b>	<b>343</b>	<b>325</b>	<b>324</b>	<b>370</b>	<b>400</b>	<b>430</b>	<b>450</b>	<b>470</b>	<b>490</b>	<b>500</b>	<b>510</b>	<b>510</b>	<b>520</b>	<b>520</b>	<b>520</b>	<b>520</b>	<b>520</b>	
<b>Total Veterans and Total Dependants Overlap</b>	<b>5</b>	<b>5</b>	<b>4</b>	<b>4</b>	<b>4</b>	<b>4</b>	<b>4</b>	<b>0</b>	<b>0</b>	<b>0</b>	<b>0</b>	<b>0</b>	<b>0</b>	<b>0</b>	<b>0</b>	<b>0</b>	<b>0</b>	<b>0</b>	<b>0</b>	<b>0</b>	<b>0</b>	
<b>Nett Total Clients *</b>	<b>1,418</b>	<b>1,421</b>	<b>1,431</b>	<b>1,402</b>	<b>2,587</b>	<b>2,603</b>	<b>2,708</b>	<b>2,820</b>	<b>2,890</b>	<b>2,950</b>	<b>3,000</b>	<b>3,030</b>	<b>3,050</b>	<b>3,060</b>	<b>3,070</b>	<b>3,060</b>	<b>3,050</b>	<b>3,030</b>	<b>3,000</b>	<b>2,970</b>	<b>2,930</b>	

\* - From June 2014 this report contains a more complete count of total DVA clients. The previous count; Net Total Beneficiaries; included all persons receiving a VEA pension/allowance or holding a treatment or pharmaceutical entitlement card. In contrast, the Nett Total DVA Client count also includes any veteran with one or more service related disabilities accepted under the SRCA or the MRCA as well as dependent children of veterans currently receiving student payments under the VCES or MRCAETS.



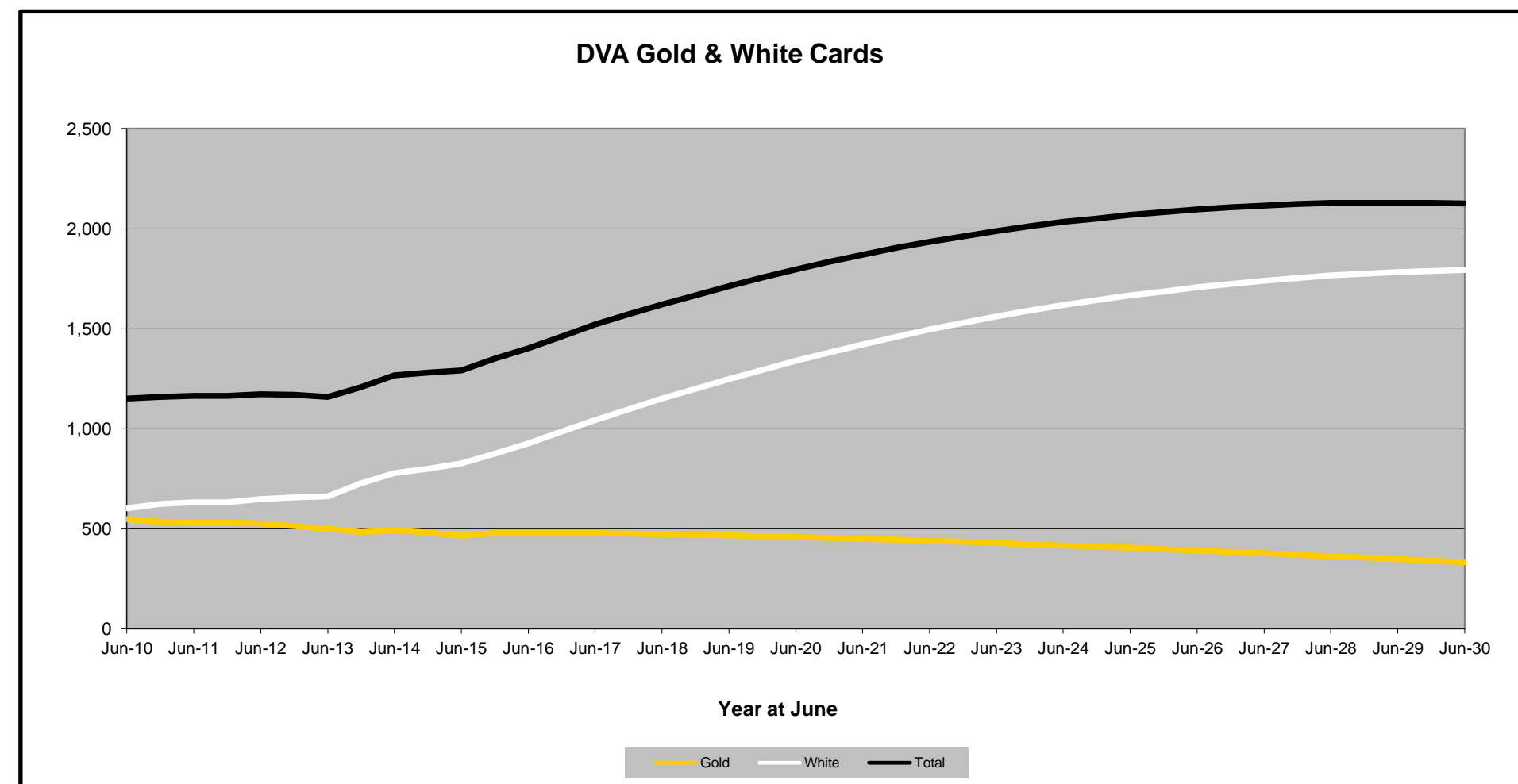
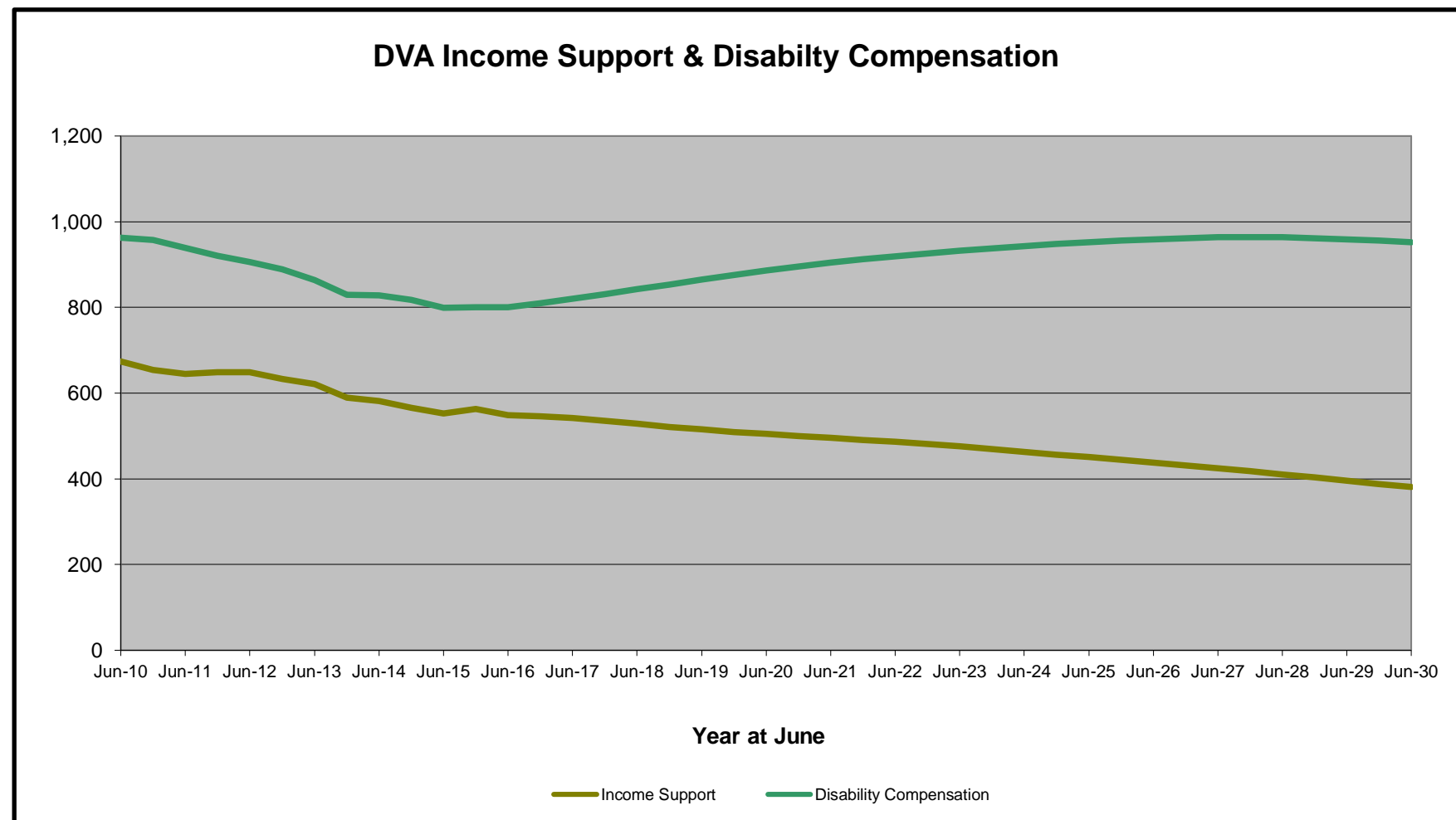
Date of Most Recent Actual Data : 1 Jul 2016  
 Date When This Version is Current : 2 Aug 2016

Continued next page

# DVA PROJECTED BENEFICIARY NUMBERS WITH ACTUALS TO 30 JUNE 2016 - NORTHERN TERRITORY

Executive Summary of DVA Beneficiaries in Receipt of Pension(s), Allowance(s) or Health Care

BENEFICIARY CATEGORY (Subsets of Net Total Beneficiaries on Previous Page)	ACTUAL DATA										FORECAST DATA										
	June 2010	June 2011	June 2012	June 2013	June 2014	June 2015	June 2016	June 2017	June 2018	June 2019	June 2020	June 2021	June 2022	June 2023	June 2024	June 2025	June 2026	June 2027	June 2028	June 2029	June 2030
<b>Health Treatment Card Holders :</b>																					
Gold Cards	548	532	525	498	490	465	476	480	470	470	460	450	440	430	420	400	390	380	360	350	330
White Cards	602	632	648	661	777	826	925	1,040	1,150	1,250	1,340	1,420	1,500	1,560	1,620	1,670	1,710	1,740	1,770	1,780	1,790
<b>Total Health Treatment Cards</b>	<b>1,150</b>	<b>1,164</b>	<b>1,173</b>	<b>1,159</b>	<b>1,267</b>	<b>1,291</b>	<b>1,401</b>	<b>1,520</b>	<b>1,620</b>	<b>1,710</b>	<b>1,800</b>	<b>1,870</b>	<b>1,930</b>	<b>1,990</b>	<b>2,030</b>	<b>2,070</b>	<b>2,100</b>	<b>2,120</b>	<b>2,130</b>	<b>2,130</b>	<b>2,130</b>
Repatriation Pharmaceutical Benefits Cards (Orange Cards)	20	18	18	14	10	7	7	10	0	0	0	0	0	0	0	0	0	0	0	0	0
<b>Other Income Support Categories:</b>																					
Income Support Supplement	89	81	75	73	76	75	75	80	80	80	70	70	70	70	70	70	70	70	60	60	60
Age Pensioners	5	8	8	7	6	8	8	10	10	10	10	10	10	10	10	10	10	10	10	10	10
Commonwealth Seniors Health Cards	29	26	23	26	25	23	22	20	20	20	20	20	20	20	20	20	20	20	30	30	30
Defence Force Income Support Supplement (DFISA)	40	41	50	51	47	55	58	60	60	70	70	70	80	80	80	90	90	90	100	100	100
<b>Total Income Support Beneficiaries (a)</b>	<b>674</b>	<b>645</b>	<b>650</b>	<b>621</b>	<b>582</b>	<b>553</b>	<b>548</b>	<b>540</b>	<b>530</b>	<b>520</b>	<b>500</b>	<b>500</b>	<b>490</b>	<b>480</b>	<b>460</b>	<b>450</b>	<b>440</b>	<b>430</b>	<b>410</b>	<b>400</b>	<b>380</b>
<b>Total Disability Compensation Beneficiaries (b)</b>	<b>963</b>	<b>939</b>	<b>910</b>	<b>863</b>	<b>828</b>	<b>799</b>	<b>800</b>	<b>820</b>	<b>840</b>	<b>860</b>	<b>890</b>	<b>900</b>	<b>920</b>	<b>930</b>	<b>940</b>	<b>950</b>	<b>960</b>	<b>960</b>	<b>960</b>	<b>960</b>	<b>950</b>



Date of Most Recent Actual Data : 1 Jul 2016  
Date When This Version is Current : 2 Aug 2016

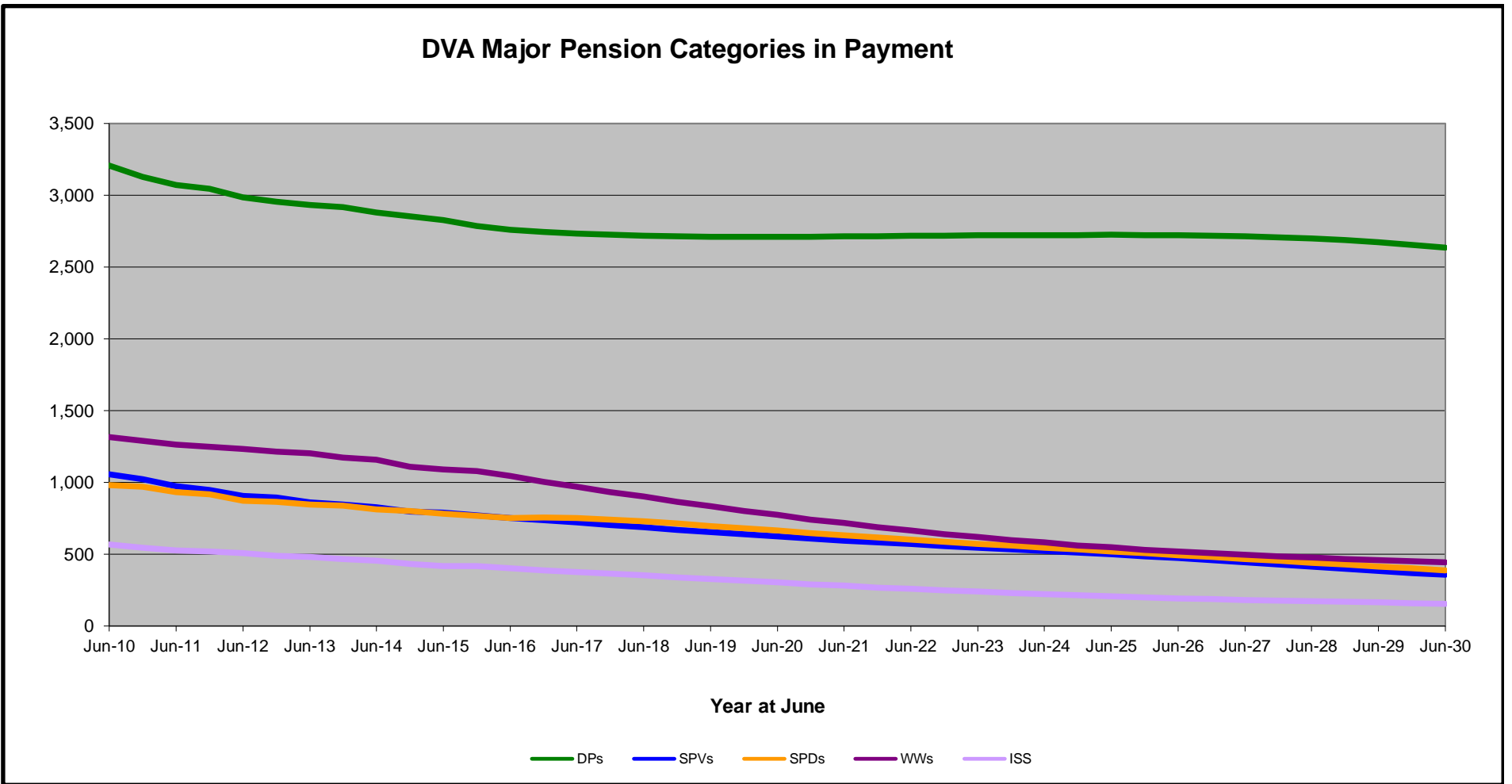
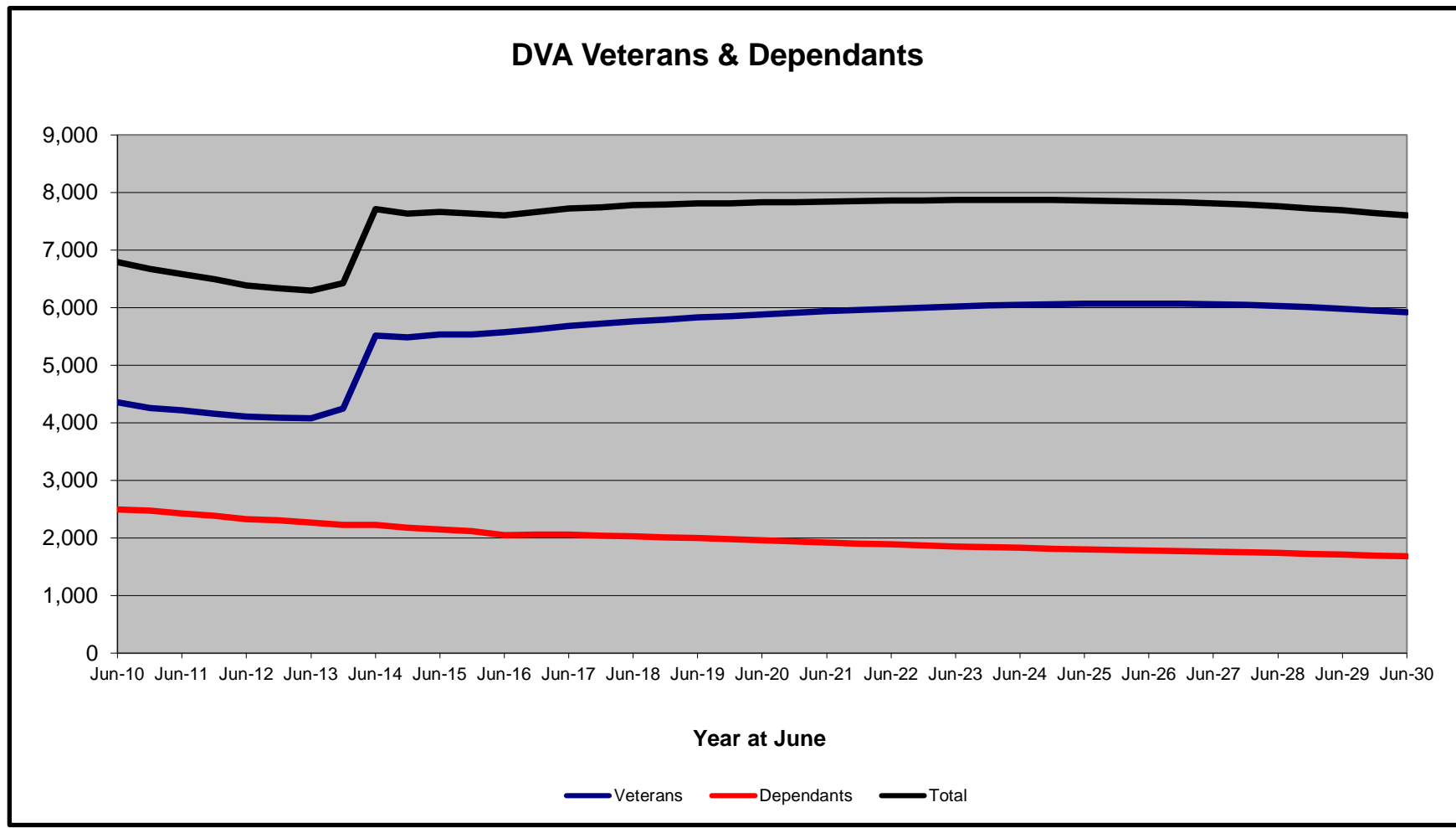


# DVA PROJECTED BENEFICIARY NUMBERS WITH ACTUALS TO 30 JUNE 2016 - AUSTRALIAN CAPITAL TERRITORY

## Executive Summary of DVA Beneficiaries in Receipt of Pension(s), Allowance(s) or Health Care

BENEFICIARY CATEGORY	ACTUAL DATA							FORECAST DATA													
	June 2010	June 2011	June 2012	June 2013	June 2014	June 2015	June 2016	June 2017	June 2018	June 2019	June 2020	June 2021	June 2022	June 2023	June 2024	June 2025	June 2026	June 2027	June 2028	June 2029	June 2030
<b>Veterans :</b>																					
Disability Pensioners in Payment	3,204	3,072	2,984	2,932	2,879	2,827	2,758	2,700	2,700	2,700	2,700	2,700	2,700	2,700	2,700	2,700	2,700	2,700	2,700	2,700	2,600
Age Pension Veterans (Included Above)	22	22	24	25	26	25	28	30	30	30	20	20	30	30	30	30	30	30	30	30	30
Service Pension Veterans	1,057	974	905	860	829	788	754	700	700	700	600	600	600	500	500	500	500	400	400	400	400
Disability Pensioner & Service Pension Veteran Overlap	707	656	617	580	565	547	533	500	480	450	420	400	380	360	340	330	310	290	270	250	230
Treatment Cards, Allowances or Accepted Disabilities Only	803	821	836	867	2,364	2,461	2,589	2,720	2,830	2,910	2,970	3,020	3,070	3,110	3,150	3,170	3,180	3,180	3,180	3,170	3,160
MRCA Veterans	n/a	n/a	n/a	n/a	714	824	953	1,070	1,180	1,290	1,390	1,480	1,570	1,650	1,720	1,790	1,840	1,880	1,920	1,950	1,970
SRCA Veterans	n/a	n/a	n/a	n/a	2,492	2,533	2,539	2,610	2,690	2,760	2,820	2,890	2,940	2,990	3,040	3,070	3,100	3,130	3,150	3,150	3,150
<b>Total Veterans</b>	<b>4,357</b>	<b>4,211</b>	<b>4,108</b>	<b>4,079</b>	<b>5,507</b>	<b>5,529</b>	<b>5,568</b>	<b>5,700</b>	<b>5,800</b>	<b>5,800</b>	<b>5,900</b>	<b>5,900</b>	<b>6,000</b>	<b>6,000</b>	<b>6,000</b>	<b>6,100</b>	<b>6,100</b>	<b>6,100</b>	<b>6,000</b>	<b>6,000</b>	<b>5,900</b>
<b>Dependants :</b>																					
Service Pension Dependants	981	934	873	846	812	784	754	750	730	700	660	630	600	570	550	520	490	470	440	420	390
War Widow(er)s	1,314	1,265	1,233	1,203	1,158	1,089	1,044	1,000	900	800	800	700	700	600	600	500	500	500	500	500	400
Orphans	6	8	8	7	7	3	4	0	0	10	10	10	10	10	10	10	10	10	10	10	10
Adequate Means of Support (a)	6	6	6	6	6	6	5	0	0	0	0	0	0	0	0	0	0	0	0	0	0
Age Pension Partners	14	13	14	15	17	18	19	0	0	0	0	0	0	0	0	0	0	0	0	0	0
Commonwealth Seniors Health Cards Dependants	116	126	122	124	104	97	87	100	100	100	100	100	100	100	100	100	100	100	100	100	100
Defence Force Income Support Supplement Dependants	113	117	116	121	115	135	127	120	110	110	100	90	90	80	80	70	70	60	50	50	50
MRCA Dependants	n/a	n/a	n/a	n/a	8	9	10	10	10	10	10	10	10	10	10	10	10	10	10	10	10
Other Dependants	11	20	21	15	59	60	53	100	200	300	300	400	500	500	600	600	700	700	700	700	700
Total Overlap Between Dependant Categories	68	70	72	72	59	53	54	50	50	50	50	50	50	50	50	40	40	40	40	40	30
<b>Total Dependants</b>	<b>2,493</b>	<b>2,419</b>	<b>2,321</b>	<b>2,265</b>	<b>2,227</b>	<b>2,148</b>	<b>2,049</b>	<b>2,100</b>	<b>2,000</b>	<b>2,000</b>	<b>2,000</b>	<b>1,900</b>	<b>1,900</b>	<b>1,900</b>	<b>1,800</b>	<b>1,800</b>	<b>1,800</b>	<b>1,800</b>	<b>1,700</b>	<b>1,700</b>	<b>1,700</b>
<b>Total Veterans and Total Dependants Overlap</b>	<b>60</b>	<b>51</b>	<b>48</b>	<b>47</b>	<b>23</b>	<b>19</b>	<b>15</b>	<b>10</b>	<b>10</b>	<b>10</b>	<b>10</b>	<b>10</b>	<b>10</b>	<b>10</b>	<b>0</b>	<b>0</b>	<b>0</b>	<b>0</b>	<b>0</b>	<b>0</b>	<b>0</b>
<b>Nett Total Clients *</b>	<b>6,790</b>	<b>6,579</b>	<b>6,381</b>	<b>6,297</b>	<b>7,711</b>	<b>7,658</b>	<b>7,602</b>	<b>7,700</b>	<b>7,800</b>	<b>7,800</b>	<b>7,800</b>	<b>7,800</b>	<b>7,900</b>	<b>7,900</b>	<b>7,900</b>	<b>7,900</b>	<b>7,800</b>	<b>7,800</b>	<b>7,800</b>	<b>7,700</b>	<b>7,600</b>

\* - From June 2014 this report contains a more complete count of total DVA clients. The previous count; Net Total Beneficiaries; included all persons receiving a VEA pension/allowance or holding a treatment or pharmaceutical entitlement card. In contrast, the Nett Total DVA Client count also includes any veteran with one or more service related disabilities accepted under the SRCA or the MRCA as well as dependent children of veterans currently receiving student payments under the VCES or MRCAETS.



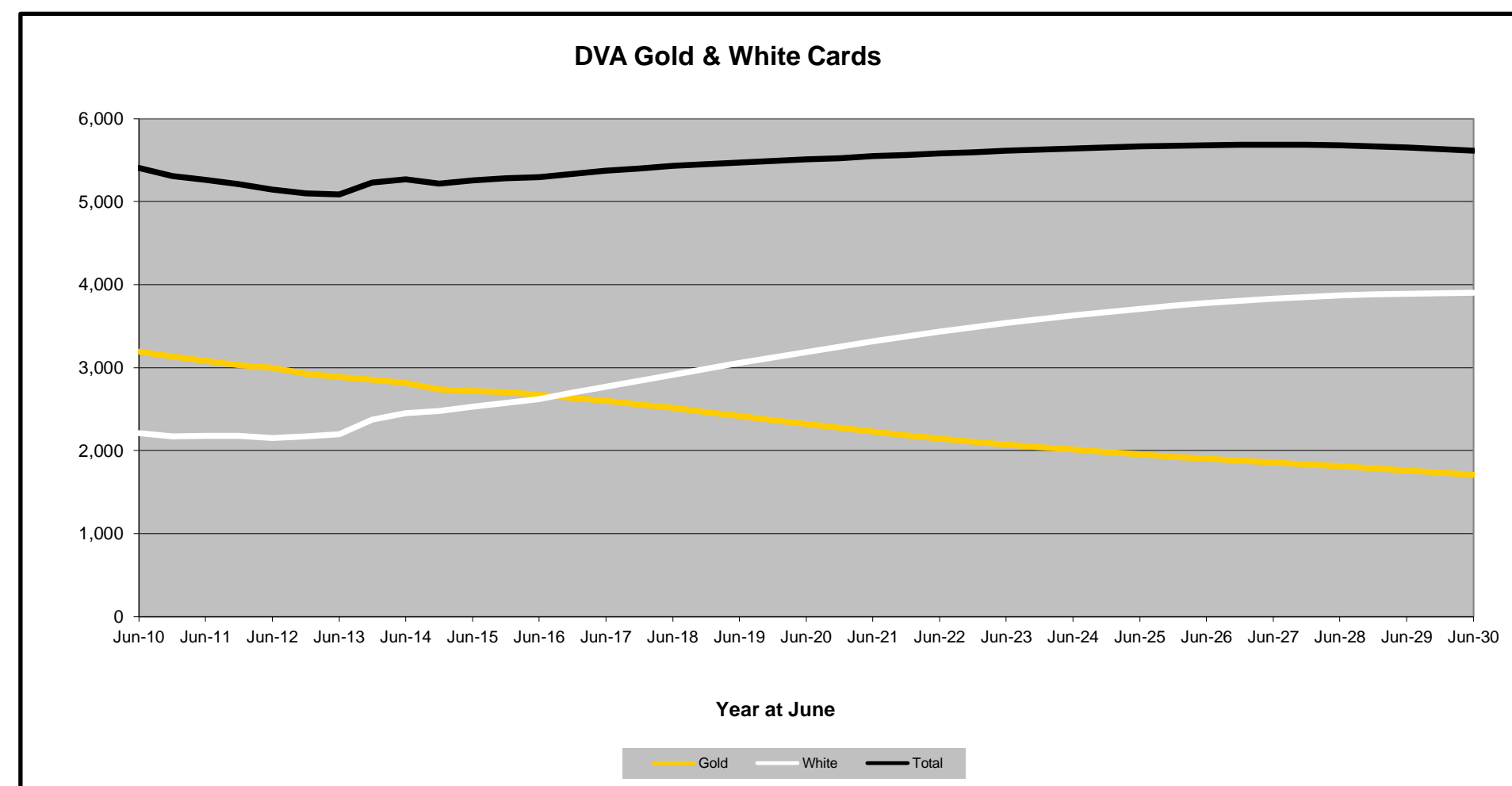
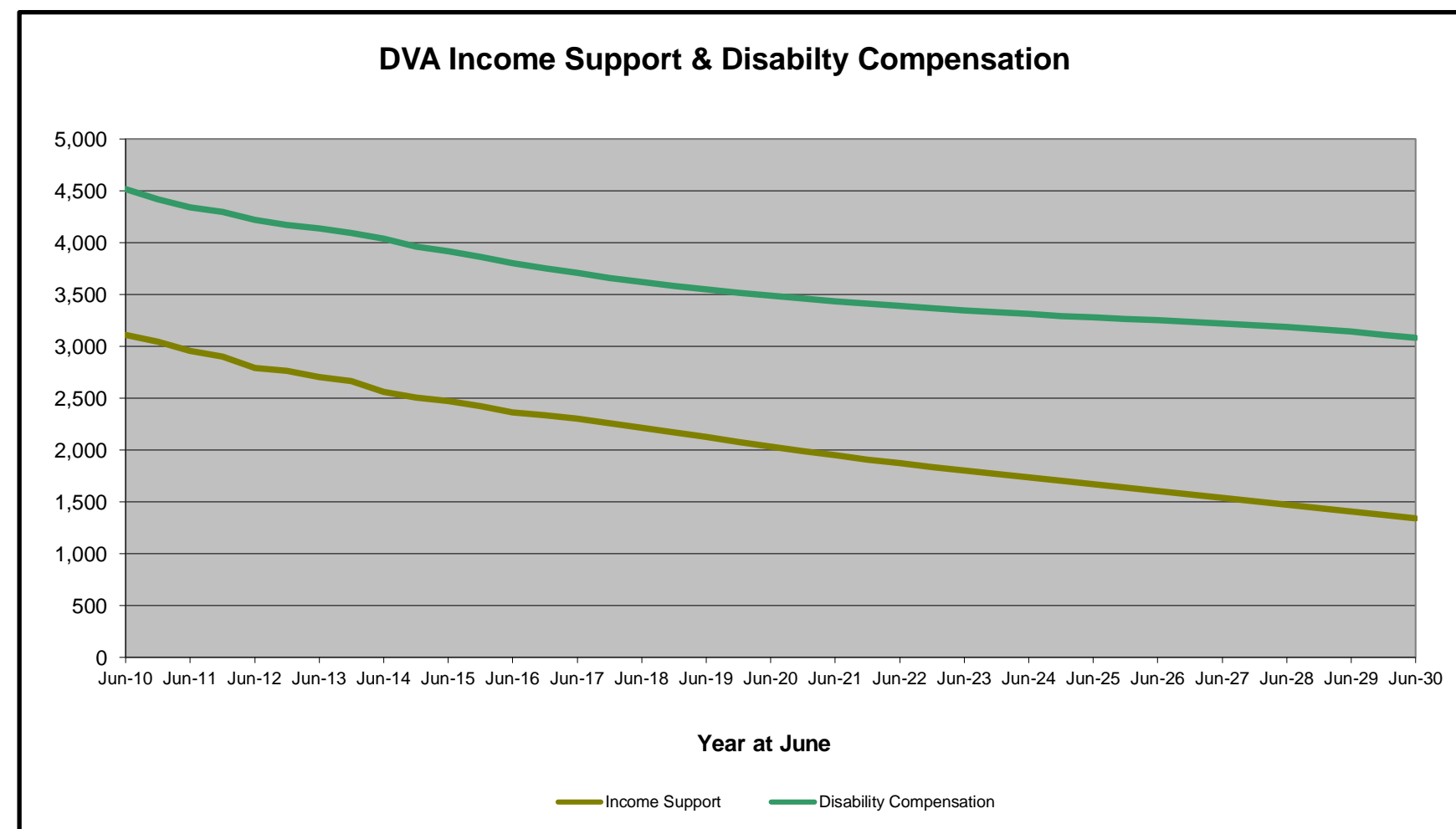
Date of Most Recent Actual Data : 1 Jul 2016  
 Date When This Version is Current : 2 Aug 2016

Continued next page

# DVA PROJECTED BENEFICIARY NUMBERS WITH ACTUALS TO 30 JUNE 2016 - AUSTRALIAN CAPITAL TERRITORY

Executive Summary of DVA Beneficiaries in Receipt of Pension(s), Allowance(s) or Health Care

BENEFICIARY CATEGORY (Subsets of Net Total Beneficiaries on Previous Page)	ACTUAL DATA								FORECAST DATA													
	June 2010	June 2011	June 2012	June 2013	June 2014	June 2015	June 2016	June 2017	June 2018	June 2019	June 2020	June 2021	June 2022	June 2023	June 2024	June 2025	June 2026	June 2027	June 2028	June 2029	June 2030	
<b>Health Treatment Card Holders :</b>																						
Gold Cards	3,195	3,085	2,996	2,889	2,819	2,721	2,673	2,600	2,500	2,400	2,300	2,200	2,100	2,100	2,000	2,000	1,900	1,900	1,800	1,800	1,700	
White Cards	2,209	2,180	2,149	2,197	2,449	2,532	2,621	2,800	2,900	3,100	3,200	3,300	3,400	3,500	3,600	3,700	3,800	3,800	3,900	3,900	3,900	
<b>Total Health Treatment Cards</b>	<b>5,404</b>	<b>5,265</b>	<b>5,145</b>	<b>5,086</b>	<b>5,268</b>	<b>5,253</b>	<b>5,294</b>	<b>5,400</b>	<b>5,400</b>	<b>5,500</b>	<b>5,500</b>	<b>5,500</b>	<b>5,600</b>	<b>5,600</b>	<b>5,600</b>	<b>5,700</b>	<b>5,700</b>	<b>5,700</b>	<b>5,700</b>	<b>5,700</b>	<b>5,600</b>	
Repatriation Pharmaceutical Benefits Cards (Orange Cards)	148	120	106	94	78	64	50	0	0	0	0	0	0	0	0	0	0	0	0	0	0	
<b>Other Income Support Categories:</b>																						
Income Support Supplement	568	525	507	481	456	419	402	380	350	330	300	280	260	240	220	210	190	180	170	160	160	
Age Pensioners	36	35	38	40	43	43	47	50	40	40	40	40	40	40	40	40	40	40	40	40	40	
Commonwealth Seniors Health Cards	247	266	247	246	201	184	166	200	200	200	200	200	200	200	200	200	200	200	100	100	100	
Defence Force Income Support Supplement (DFISA)	254	255	255	266	258	287	282	300	300	300	300	300	300	300	300	300	300	300	300	300	300	
<b>Total Income Support Beneficiaries (a)</b>	<b>3,112</b>	<b>2,958</b>	<b>2,791</b>	<b>2,703</b>	<b>2,563</b>	<b>2,471</b>	<b>2,363</b>	<b>2,300</b>	<b>2,200</b>	<b>2,100</b>	<b>2,000</b>	<b>1,900</b>	<b>1,900</b>	<b>1,800</b>	<b>1,700</b>	<b>1,700</b>	<b>1,600</b>	<b>1,500</b>	<b>1,500</b>	<b>1,400</b>	<b>1,300</b>	
<b>Total Disability Compensation Beneficiaries (b)</b>	<b>4,515</b>	<b>4,340</b>	<b>4,221</b>	<b>4,137</b>	<b>4,039</b>	<b>3,916</b>	<b>3,803</b>	<b>3,700</b>	<b>3,600</b>	<b>3,600</b>	<b>3,500</b>	<b>3,400</b>	<b>3,400</b>	<b>3,300</b>	<b>3,300</b>	<b>3,300</b>	<b>3,300</b>	<b>3,200</b>	<b>3,200</b>	<b>3,100</b>	<b>3,100</b>	



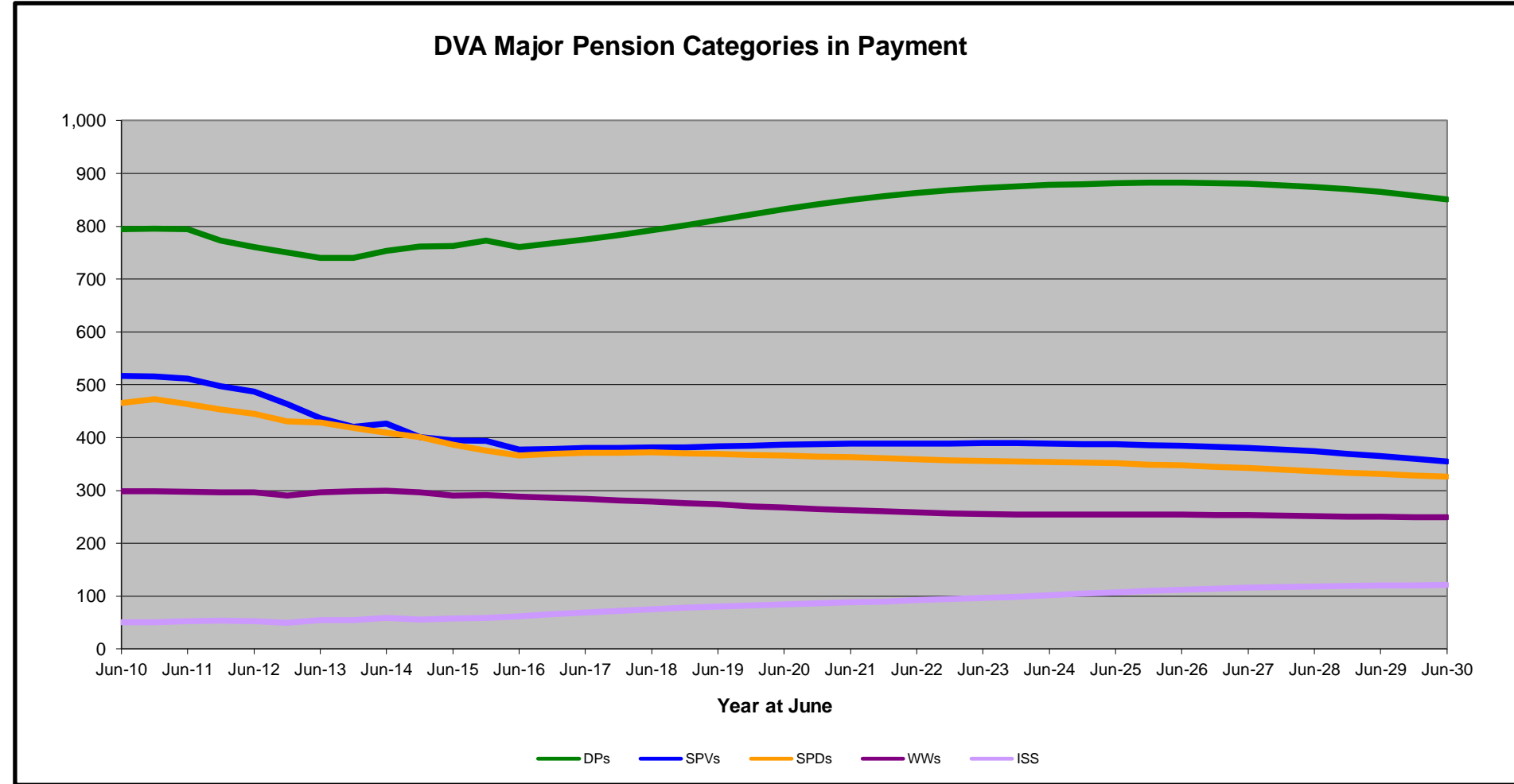
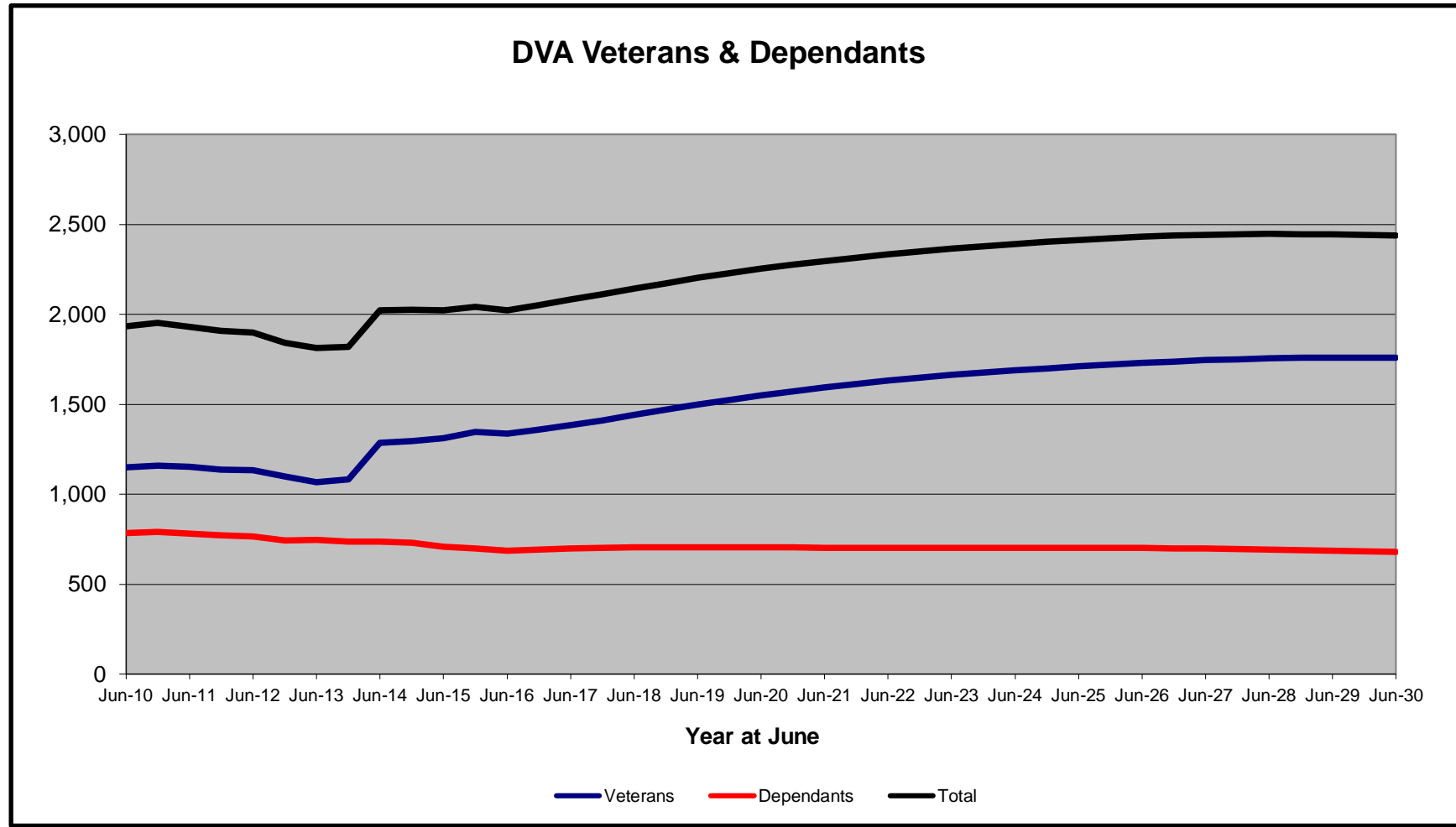
Date of Most Recent Actual Data : 1 Jul 2016  
 Date When This Version is Current : 2 Aug 2016

# DVA PROJECTED BENEFICIARY NUMBERS WITH ACTUALS TO 30 JUNE 2016 - OVERSEAS CLIENTS

## Executive Summary of DVA Beneficiaries in Receipt of Pension(s), Allowance(s) or Health Care

BENEFICIARY CATEGORY	ACTUAL DATA							FORECAST DATA													
	June 2010	June 2011	June 2012	June 2013	June 2014	June 2015	June 2016	June 2017	June 2018	June 2019	June 2020	June 2021	June 2022	June 2023	June 2024	June 2025	June 2026	June 2027	June 2028	June 2029	June 2030
<b>Veterans :</b>																					
Disability Pensioners in Payment	794	794	761	740	753	763	761	780	790	810	830	850	860	870	880	880	880	880	870	860	850
Age Pension Veterans (Included Above)	2	3	4	5	4	3	5	10	10	10	10	10	20	20	20	20	30	30	30	40	40
Service Pension Veterans	517	512	487	437	427	395	377	380	380	380	390	390	390	390	390	380	380	370	370	350	350
Disability Pensioner & Service Pension Veteran Overlap	185	204	196	192	188	181	177	190	190	200	210	220	220	230	230	230	230	220	210	200	200
Treatment Cards, Allowances or Accepted Disabilities Only	23	49	82	81	291	335	375	420	460	500	540	570	600	630	650	670	690	710	730	740	760
MRCA Veterans	n/a	n/a	n/a	n/a	93	134	167	190	210	240	270	290	310	330	350	370	380	400	410	430	440
SRCA Veterans	n/a	n/a	n/a	n/a	403	437	450	470	500	520	540	560	580	600	620	630	650	660	670	680	690
<b>Total Veterans</b>	<b>1,149</b>	<b>1,151</b>	<b>1,134</b>	<b>1,066</b>	<b>1,285</b>	<b>1,312</b>	<b>1,336</b>	<b>1,390</b>	<b>1,440</b>	<b>1,500</b>	<b>1,550</b>	<b>1,590</b>	<b>1,630</b>	<b>1,660</b>	<b>1,690</b>	<b>1,710</b>	<b>1,730</b>	<b>1,750</b>	<b>1,760</b>	<b>1,760</b>	<b>1,760</b>
<b>Dependants :</b>																					
Service Pension Dependants	466	464	445	429	409	387	366	370	370	370	370	360	360	360	350	350	350	340	340	330	330
War Widow(er)s	299	298	296	297	300	290	288	280	280	270	270	260	260	260	250	250	250	250	250	250	250
Orphans	9	10	10	9	11	10	9	10	10	10	10	10	10	10	10	0	0	0	0	0	0
Adequate Means of Support (a)	1	1	1	1	1	1	1	0	0	0	0	0	0	0	0	0	0	0	0	0	0
Age Pension Partners	1	1	1	1	1	1	3	0	10	10	10	10	10	10	10	10	10	10	10	10	10
Commonwealth Seniors Health Cards Dependants	1	1	1	1	1	1	1	0	0	0	0	0	0	0	0	0	0	0	0	0	0
Defence Force Income Support Supplement Dependants	6	7	7	4	3	3	4	10	10	10	10	10	10	10	10	10	20	20	20	20	20
MRCA Dependants	n/a	n/a	n/a	n/a	2	2	2	0	0	0	0	0	0	0	0	0	0	0	0	0	0
Other Dependants	2	1	7	6	12	16	16	20	30	40	50	60	60	70	70	70	80	80	80	80	80
Total Overlap Between Dependant Categories	2	2	2	2	2	2	4	0	10	10	10	10	10	10	10	10	10	10	10	10	10
<b>Total Dependants</b>	<b>783</b>	<b>781</b>	<b>766</b>	<b>746</b>	<b>738</b>	<b>709</b>	<b>686</b>	<b>700</b>	<b>700</b>	<b>710</b>	<b>710</b>	<b>700</b>	<b>700</b>	<b>700</b>	<b>700</b>	<b>700</b>	<b>700</b>	<b>700</b>	<b>690</b>	<b>690</b>	<b>680</b>
<b>Total Veterans and Total Dependants Overlap</b>	<b>0</b>	<b>1</b>	<b>0</b>	<b>0</b>	<b>0</b>	<b>0</b>	<b>1</b>	<b>0</b>	<b>0</b>	<b>0</b>	<b>0</b>	<b>0</b>	<b>0</b>	<b>0</b>	<b>0</b>	<b>0</b>	<b>0</b>	<b>0</b>	<b>0</b>	<b>0</b>	<b>0</b>
<b>Nett Total Clients *</b>	<b>1,932</b>	<b>1,931</b>	<b>1,900</b>	<b>1,812</b>	<b>2,023</b>	<b>2,021</b>	<b>2,021</b>	<b>2,080</b>	<b>2,140</b>	<b>2,200</b>	<b>2,250</b>	<b>2,300</b>	<b>2,330</b>	<b>2,360</b>	<b>2,390</b>	<b>2,410</b>	<b>2,430</b>	<b>2,440</b>	<b>2,450</b>	<b>2,450</b>	<b>2,440</b>

\* - From June 2014 this report contains a more complete count of total DVA clients. The previous count; Net Total Beneficiaries; included all persons receiving a VEA pension/allowance or holding a treatment or pharmaceutical entitlement card. In contrast, the Nett Total DVA Client count also includes any veteran with one or more service related disabilities accepted under the SRCA or the MRCA as well as dependent children of veterans currently receiving student payments under the VCES or MRCAETS.



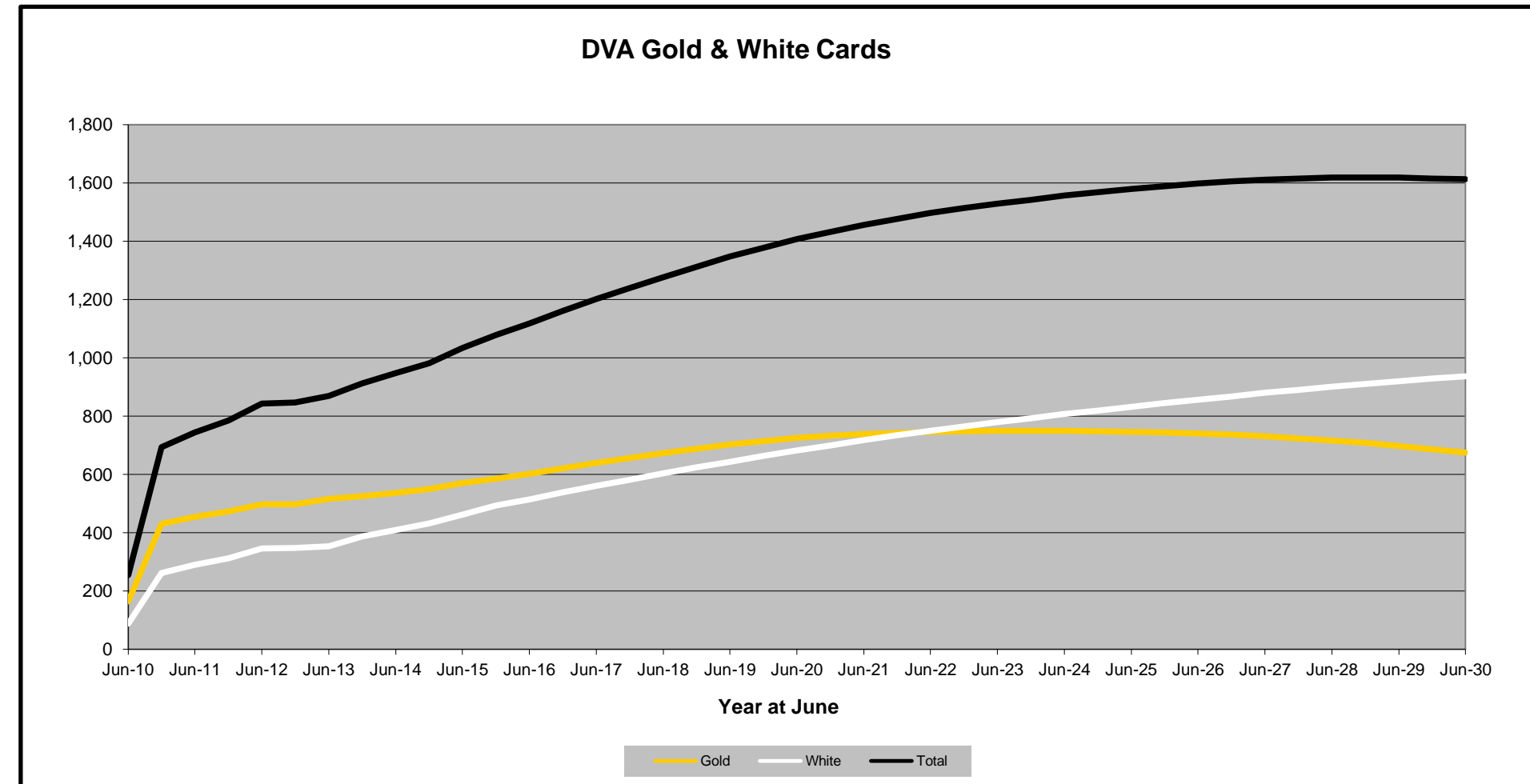
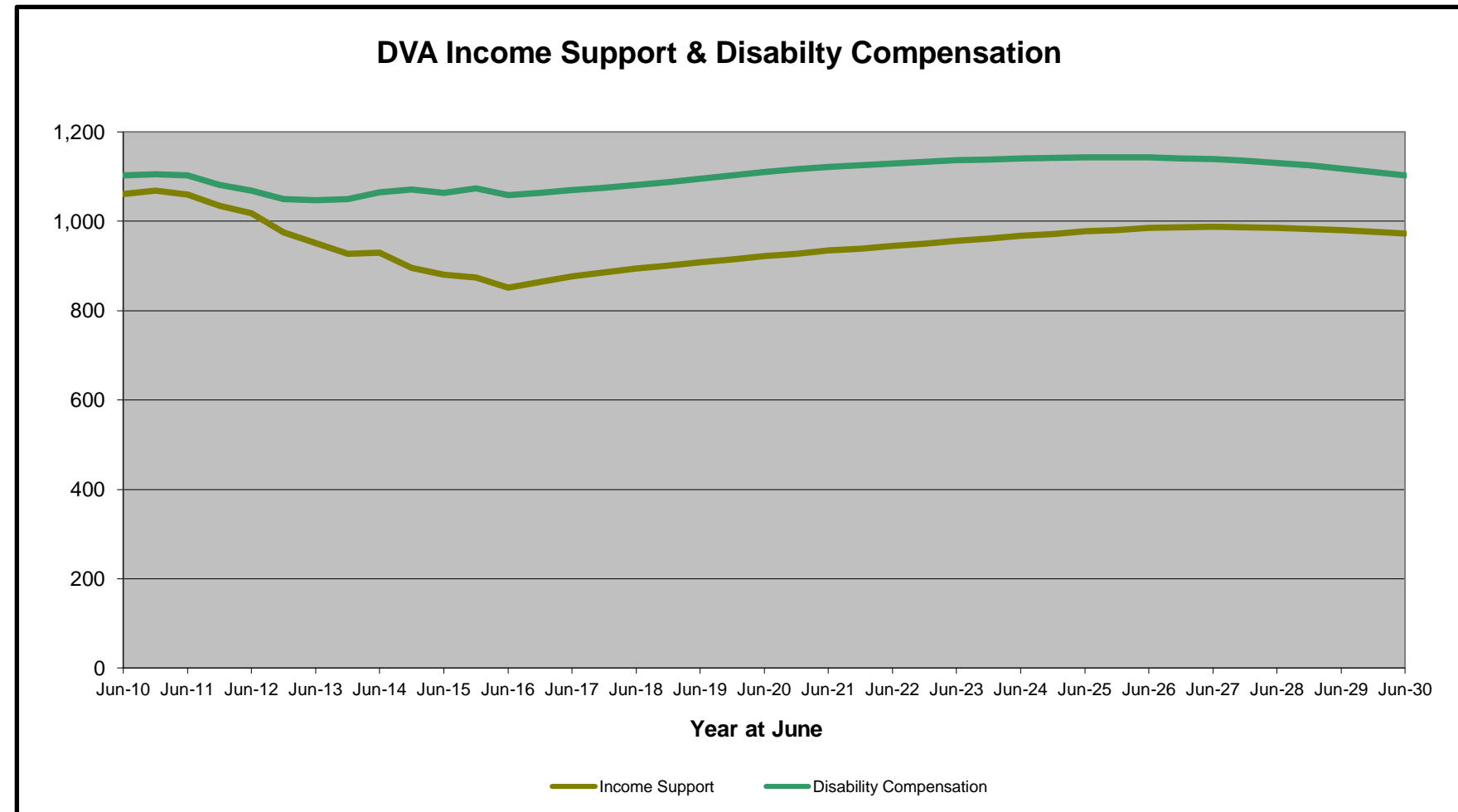
Date of Most Recent Actual Data : 1 Jul 2016  
Date When This Version is Current : 2 Aug 2016

Continued next page

# DVA PROJECTED BENEFICIARY NUMBERS WITH ACTUALS TO 30 JUNE 2016 - OVERSEAS CLIENTS

Executive Summary of DVA Beneficiaries in Receipt of Pension(s), Allowance(s) or Health Care

BENEFICIARY CATEGORY (Subsets of Net Total Beneficiaries on Previous Page)	ACTUAL DATA										FORECAST DATA										
	June 2010	June 2011	June 2012	June 2013	June 2014	June 2015	June 2016	June 2017	June 2018	June 2019	June 2020	June 2021	June 2022	June 2023	June 2024	June 2025	June 2026	June 2027	June 2028	June 2029	June 2030
<b>Health Treatment Card Holders :</b>																					
Gold Cards	165	455	497	516	537	571	603	640	670	700	720	740	750	750	750	750	740	730	720	700	670
White Cards	89	290	347	353	410	463	514	560	600	640	680	720	750	780	810	830	860	880	900	920	940
<b>Total Health Treatment Cards</b>	<b>254</b>	<b>745</b>	<b>844</b>	<b>869</b>	<b>947</b>	<b>1,034</b>	<b>1,117</b>	<b>1,200</b>	<b>1,280</b>	<b>1,350</b>	<b>1,410</b>	<b>1,460</b>	<b>1,500</b>	<b>1,530</b>	<b>1,560</b>	<b>1,580</b>	<b>1,600</b>	<b>1,610</b>	<b>1,620</b>	<b>1,620</b>	<b>1,610</b>
Repatriation Pharmaceutical Benefits Cards (Orange Cards)	16	50	51	42	45	37	33	30	30	30	20	20	20	20	10	10	10	10	10	10	10
<b>Other Income Support Categories:</b>																					
Income Support Supplement	51	53	53	55	59	58	62	70	80	80	80	90	90	100	100	110	110	120	120	120	120
Age Pensioners	3	4	5	6	5	4	8	10	10	10	20	20	20	30	30	40	40	50	50	50	50
Commonwealth Seniors Health Cards	1	1	1	1	1	1	2	0	0	0	0	0	0	0	0	0	0	0	0	0	0
Defence Force Income Support Supplement (DFISA)	26	30	32	29	34	40	44	50	60	70	80	90	100	110	120	130	140	150	150	160	170
<b>Total Income Support Beneficiaries (a)</b>	<b>1,061</b>	<b>1,060</b>	<b>1,020</b>	<b>951</b>	<b>930</b>	<b>881</b>	<b>851</b>	<b>880</b>	<b>890</b>	<b>910</b>	<b>920</b>	<b>930</b>	<b>950</b>	<b>960</b>	<b>970</b>	<b>980</b>	<b>980</b>	<b>990</b>	<b>990</b>	<b>980</b>	<b>970</b>
<b>Total Disability Compensation Beneficiaries (b)</b>	<b>1,103</b>	<b>1,103</b>	<b>1,070</b>	<b>1,047</b>	<b>1,065</b>	<b>1,064</b>	<b>1,059</b>	<b>1,070</b>	<b>1,080</b>	<b>1,100</b>	<b>1,110</b>	<b>1,120</b>	<b>1,130</b>	<b>1,140</b>	<b>1,140</b>	<b>1,140</b>	<b>1,140</b>	<b>1,140</b>	<b>1,130</b>	<b>1,120</b>	<b>1,100</b>



Date of Most Recent Actual Data : 1 Jul 2016  
Date When This Version is Current : 2 Aug 2016