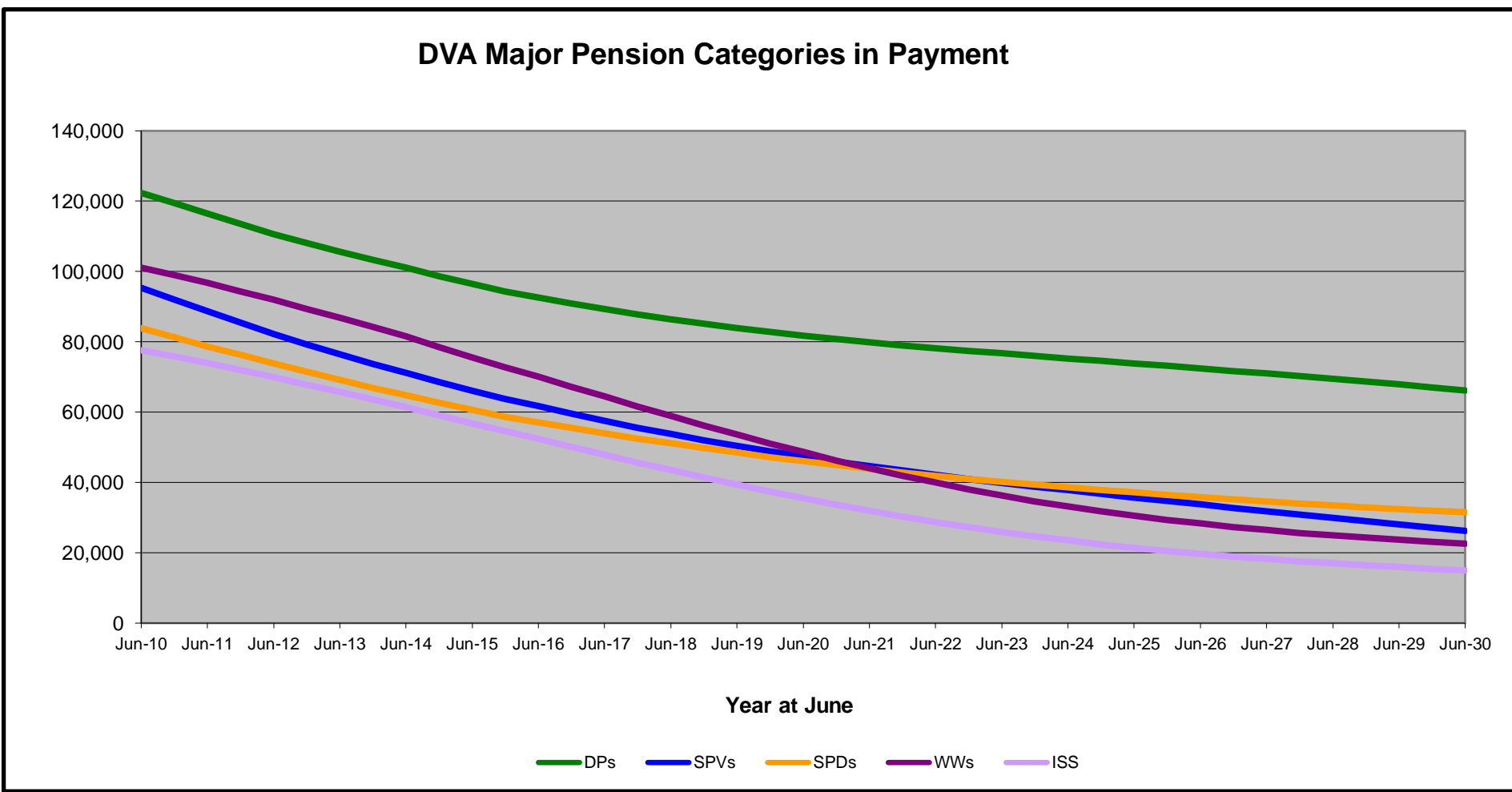
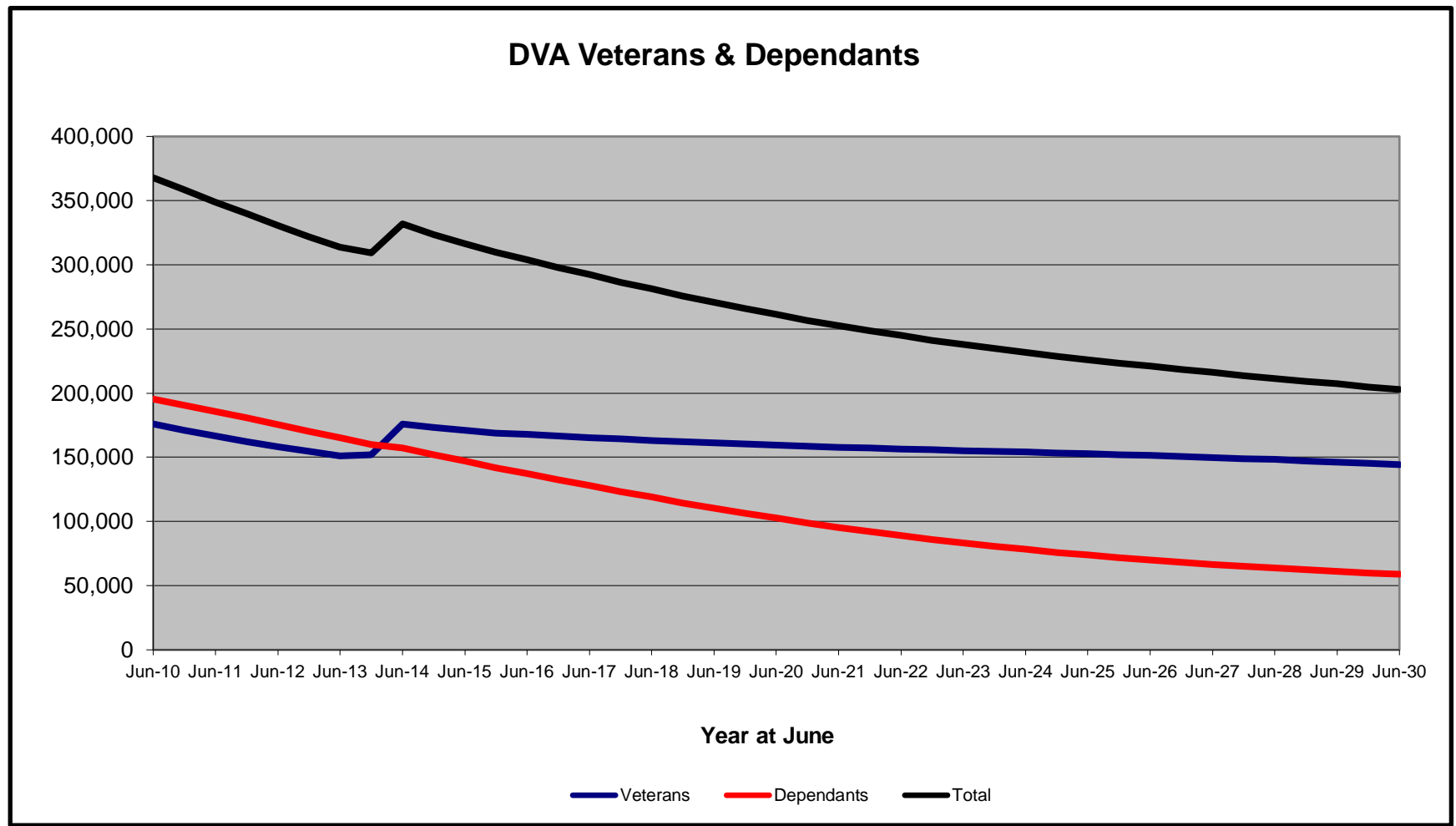


DVA PROJECTED BENEFICIARY NUMBERS WITH ACTUALS TO 31 DECEMBER 2015 - AUSTRALIA

Executive Summary of DVA Beneficiaries in Receipt of Pension(s), Allowance(s) or Health Care

BENEFICIARY CATEGORY	ACTUAL DATA							FORECAST DATA															
	June 2010	June 2011	June 2012	June 2013	June 2014	June 2015	Dec 2015	June 2016	June 2017	June 2018	June 2019	June 2020	June 2021	June 2022	June 2023	June 2024	June 2025	June 2026	June 2027	June 2028	June 2029	June 2030	
Veterans :																							
Disability Pensioners in Payment	122,355	116,498	110,644	105,705	101,059	96,493	94,343	92,600	89,300	86,400	83,900	81,800	79,900	78,200	76,700	75,300	73,900	72,500	71,000	69,500	67,900	66,200	
Age Pension Veterans (Included Above)	3,006	2,771	2,562	2,405	2,244	2,151	2,113	2,000	1,900	1,900	1,800	1,900	1,900	2,000	2,100	2,200	2,300	2,400	2,500	2,600	2,700	2,800	
Service Pension Veterans	95,363	88,652	82,229	76,523	71,266	66,016	63,786	61,700	57,600	53,800	50,400	47,400	44,700	42,200	39,900	37,800	35,700	33,700	31,800	29,900	28,100	26,200	
Disability Pensioner & Service Pension Veteran Overlap	62,077	58,300	54,638	51,371	48,307	45,206	43,873	42,700	40,200	37,900	35,800	33,800	32,000	30,300	28,600	27,000	25,300	23,700	22,100	20,500	18,900	17,300	
Treatment Cards, Allowances or Accepted Disabilities Only	20,353	19,803	19,974	20,383	51,867	53,713	54,576	56,100	58,800	60,900	62,600	64,100	65,300	66,400	67,200	67,900	68,500	68,900	69,200	69,300	69,300	69,200	
MRCA Veterans	n/a	n/a	n/a	n/a	16,732	19,561	20,680	22,400	25,300	27,500	29,500	31,100	32,500	33,700	34,800	35,700	36,500	37,200	37,800	38,300	38,700	39,000	
SRCA Veterans	n/a	n/a	n/a	n/a	50,223	50,757	50,977	51,300	52,200	53,000	53,800	54,500	55,200	55,800	56,400	56,900	57,300	57,700	58,000	58,100	58,200	58,200	
Total Veterans	175,994	166,653	158,209	151,240	175,934	171,016	168,832	167,800	165,400	163,200	161,200	159,400	157,900	156,500	155,300	154,000	152,700	151,400	149,900	148,200	146,400	144,300	
Dependants :																							
Service Pension Dependants	83,879	78,716	73,827	69,174	64,902	60,631	58,670	57,100	54,000	51,100	48,500	46,100	43,900	41,900	40,200	38,600	37,200	35,800	34,600	33,500	32,500	31,600	
War Widow(er)s	101,090	96,761	91,925	86,865	81,531	75,536	72,737	70,100	64,500	58,900	53,600	48,600	44,100	40,000	36,300	33,200	30,600	28,400	26,500	25,000	23,700	22,600	
Orphans	190	187	179	171	177	173	163	150	140	140	150	150	160	160	160	160	170	170	170	170	170	170	
Adequate Means of Support (a)	449	431	419	408	398	382	373	370	370	360	360	350	340	330	320	320	320	320	310	300	290	280	
Age Pension Partners	2,161	2,008	1,850	1,716	1,545	1,470	1,424	1,300	1,200	1,000	900	800	700	700	600	500	500	400	400	300	300	300	
Commonwealth Seniors Health Cards Dependants	4,153	4,100	3,849	3,694	3,214	3,055	2,968	2,800	2,600	2,400	2,100	2,000	1,800	1,600	1,500	1,400	1,300	1,200	1,200	1,100	1,100	1,000	
Defence Force Income Support Supplement Dependants	7,282	6,974	6,567	6,228	5,879	5,811	5,727	5,400	4,900	4,400	4,000	3,600	3,200	2,900	2,700	2,400	2,200	1,900	1,700	1,600	1,400	1,300	
MRCA Dependants	n/a	n/a	n/a	n/a	158	177	183	180	180	190	190	190	190	190	190	190	180	170	170	160	160	160	
Other Dependants	411	425	530	590	2,607	2,513	2,490	2,500	2,600	2,600	2,700	2,700	2,700	2,700	2,700	2,700	2,700	2,700	2,700	2,700	2,700	2,700	
Total Overlap Between Dependant Categories	4,230	4,036	3,766	3,513	3,028	2,827	2,741	2,600	2,400	2,200	2,000	1,800	1,700	1,500	1,400	1,300	1,300	1,200	1,100	1,100	1,100	1,000	
Total Dependants	195,385	185,566	175,380	165,333	157,383	146,921	141,994	137,400	128,000	119,000	110,500	102,600	95,500	89,000	83,200	78,200	73,800	70,000	66,600	63,700	61,200	58,900	
Total Veterans and Total Dependants Overlap	3,564	3,290	2,968	2,693	1,590	1,366	1,269	1,200	1,000	900	800	700	600	500	500	400	400	400	400	400	400	400	
Nett Total Clients *	367,815	348,929	330,621	313,880	331,727	316,571	309,557	304,100	292,400	281,300	270,900	261,400	252,800	245,000	238,000	231,800	226,100	220,900	216,100	211,500	207,200	202,900	

* - From June 2014 this report contains a more complete count of total DVA clients. The previous count; Net Total Beneficiaries; included all persons receiving a VEA pension/allowance or holding a treatment or pharmaceutical entitlement card. In contrast, the Nett Total DVA Client count also includes any veteran with one or more service related disabilities accepted under the SRCA or the MRCA as well as dependent children of veterans currently receiving student payments under the VCES or MRCAETS.



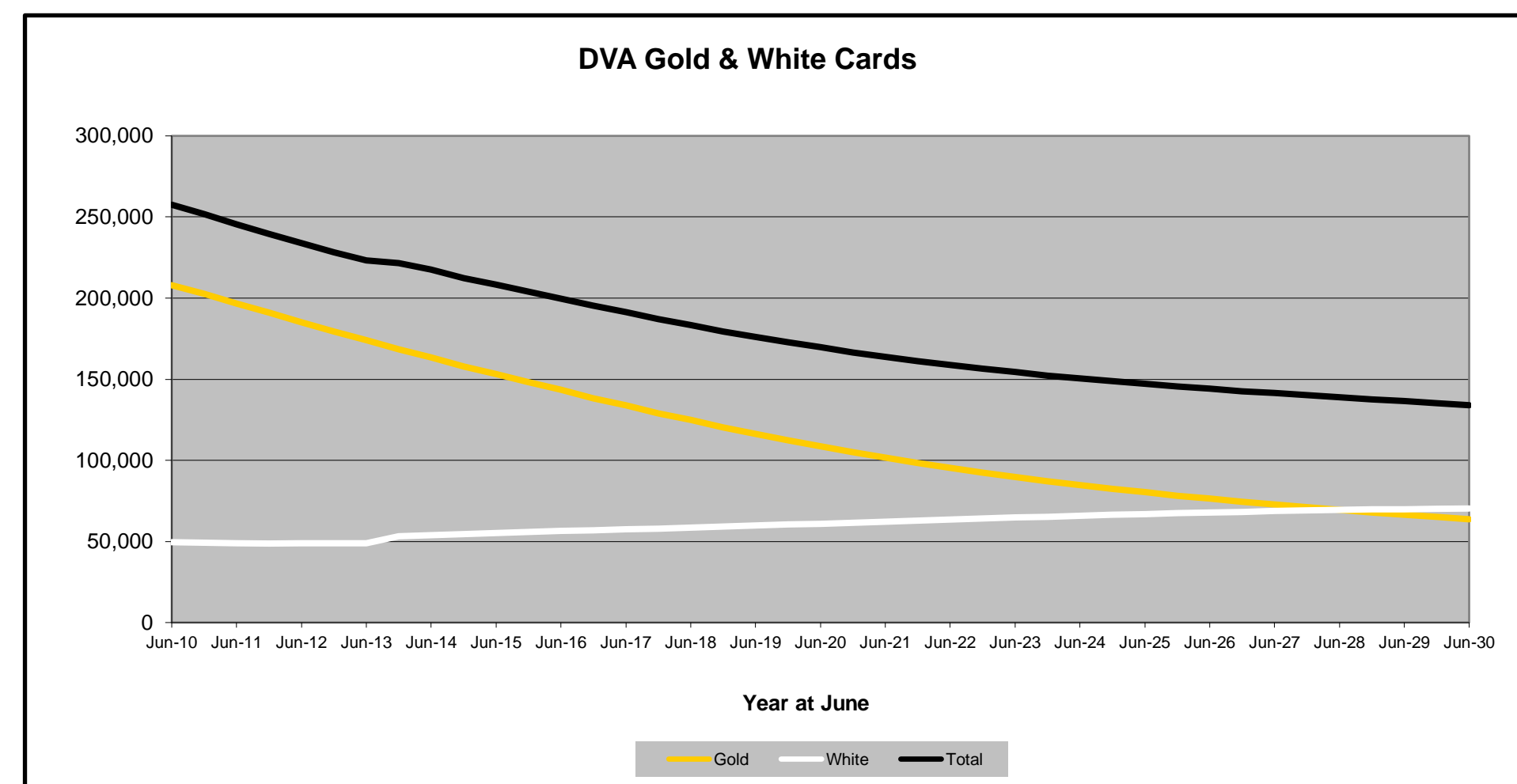
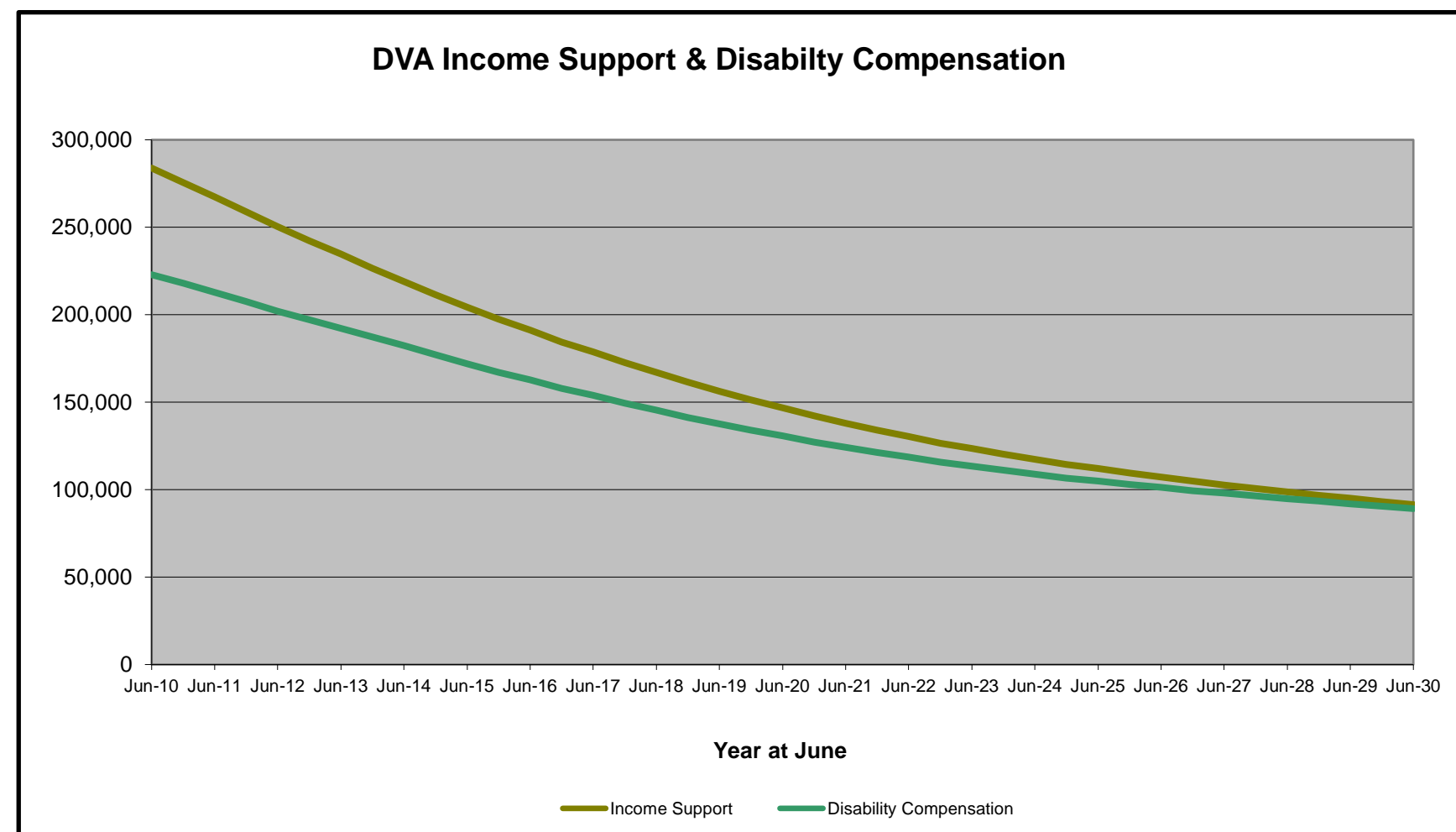
Date of Most Recent Actual Data : 1 Jan 2016
 Date When This Version is Current : 22 Feb 2016

Continued next page

DVA PROJECTED BENEFICIARY NUMBERS WITH ACTUALS TO 31 DECEMBER 2015 - AUSTRALIA

Executive Summary of DVA Beneficiaries in Receipt of Pension(s), Allowance(s) or Health Care

BENEFICIARY CATEGORY (Subsets of Net Total Beneficiaries on Previous Page)	ACTUAL DATA								FORECAST DATA														
	June 2010	June 2011	June 2012	June 2013	June 2014	June 2015	Dec 2015	June 2016	June 2017	June 2018	June 2019	June 2020	June 2021	June 2022	June 2023	June 2024	June 2025	June 2026	June 2027	June 2028	June 2029	June 2030	
Health Treatment Card Holders :																							
Gold Cards	207,945	196,619	185,031	174,168	163,578	153,033	148,188	143,400	133,800	124,800	116,400	108,700	101,600	95,300	89,700	84,700	80,300	76,300	72,800	69,500	66,500	63,700	
White Cards	49,621	48,986	48,769	49,013	53,984	55,148	55,820	56,400	57,400	58,500	59,700	61,000	62,300	63,500	64,700	65,900	66,900	67,900	68,700	69,400	69,900	70,300	
Total Health Treatment Cards	257,566	245,605	233,800	223,181	217,562	208,181	204,008	199,800	191,300	183,400	176,200	169,700	163,900	158,900	154,400	150,600	147,200	144,200	141,500	138,900	136,400	134,000	
Repatriation Pharmaceutical Benefits Cards (Orange Cards)	10,614	9,293	7,996	6,817	5,744	4,709	4,226	3,800	3,000	2,400	1,800	1,400	1,000	700	500	400	300	200	100	100	100	100	
Other Income Support Categories:																							
Income Support Supplement	77,584	73,970	69,989	65,730	61,463	56,725	54,528	52,400	47,900	43,600	39,400	35,500	31,900	28,800	26,000	23,500	21,500	19,700	18,200	17,000	15,900	15,000	
Age Pensioners	5,167	4,779	4,412	4,121	3,833	3,658	3,570	3,400	3,100	2,900	2,800	2,700	2,700	2,700	2,700	2,700	2,800	2,800	2,900	3,000	3,100	3,100	
Commonwealth Seniors Health Cards	7,269	7,014	6,428	6,069	5,150	4,698	4,557	4,400	4,100	3,900	3,600	3,400	3,200	3,000	2,800	2,700	2,600	2,500	2,400	2,400	2,300	2,200	
Defence Force Income Support Supplement (DFISA)	18,678	17,941	17,050	16,159	15,447	15,192	14,879	14,600	14,200	13,900	13,700	13,700	13,700	13,900	14,100	14,300	14,600	14,900	15,200	15,500	15,700	15,900	
Total Income Support Beneficiaries (a)	283,823	267,297	250,472	234,603	219,153	204,180	197,316	191,100	178,600	167,000	156,300	146,700	138,000	130,300	123,500	117,400	112,000	107,200	102,800	98,700	95,000	91,400	
Total Disability Compensation Beneficiaries (b)	222,876	212,749	202,154	192,236	182,345	171,874	166,957	162,600	153,800	145,500	137,700	130,600	124,200	118,500	113,400	108,900	104,800	101,200	97,900	94,900	92,000	89,100	



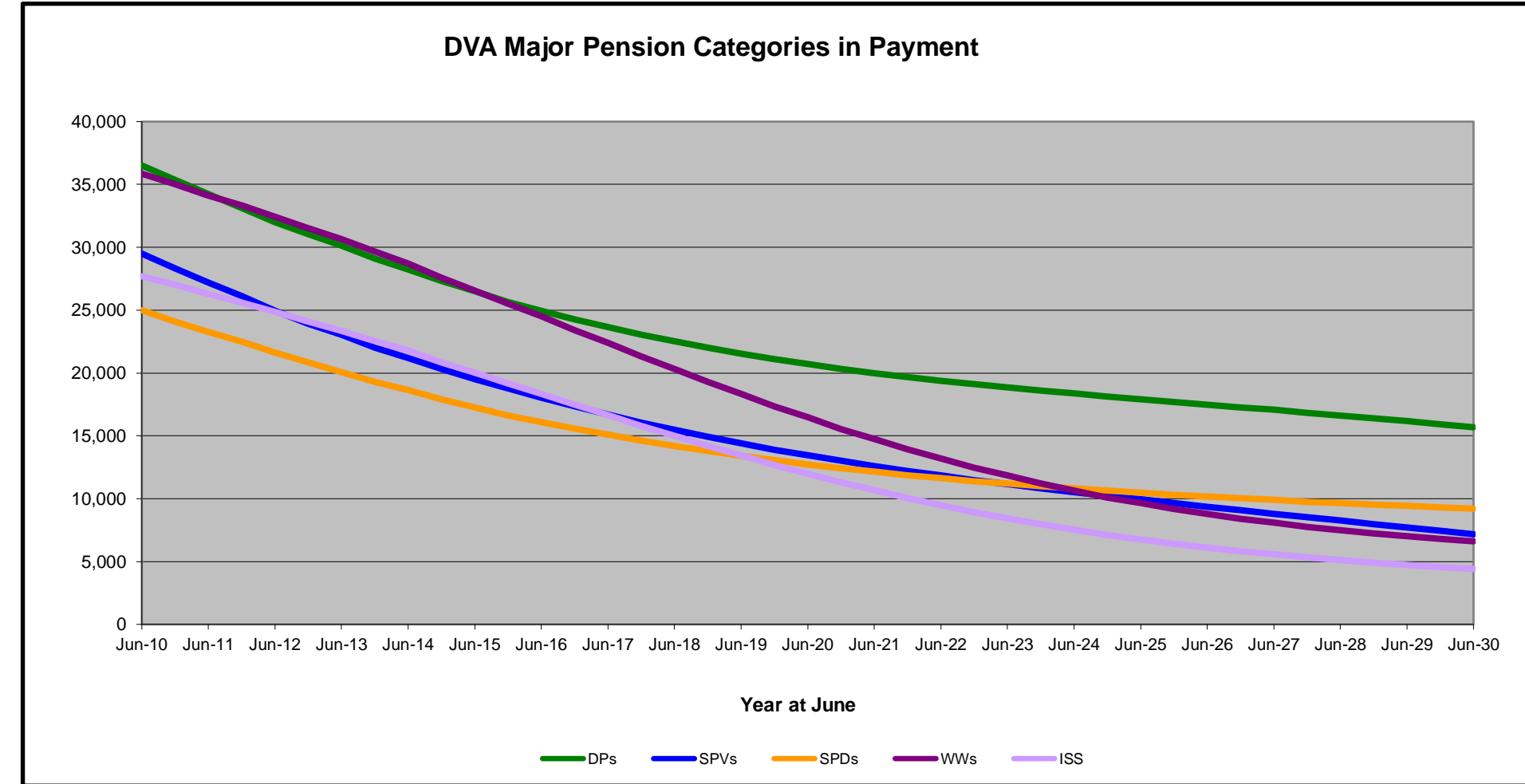
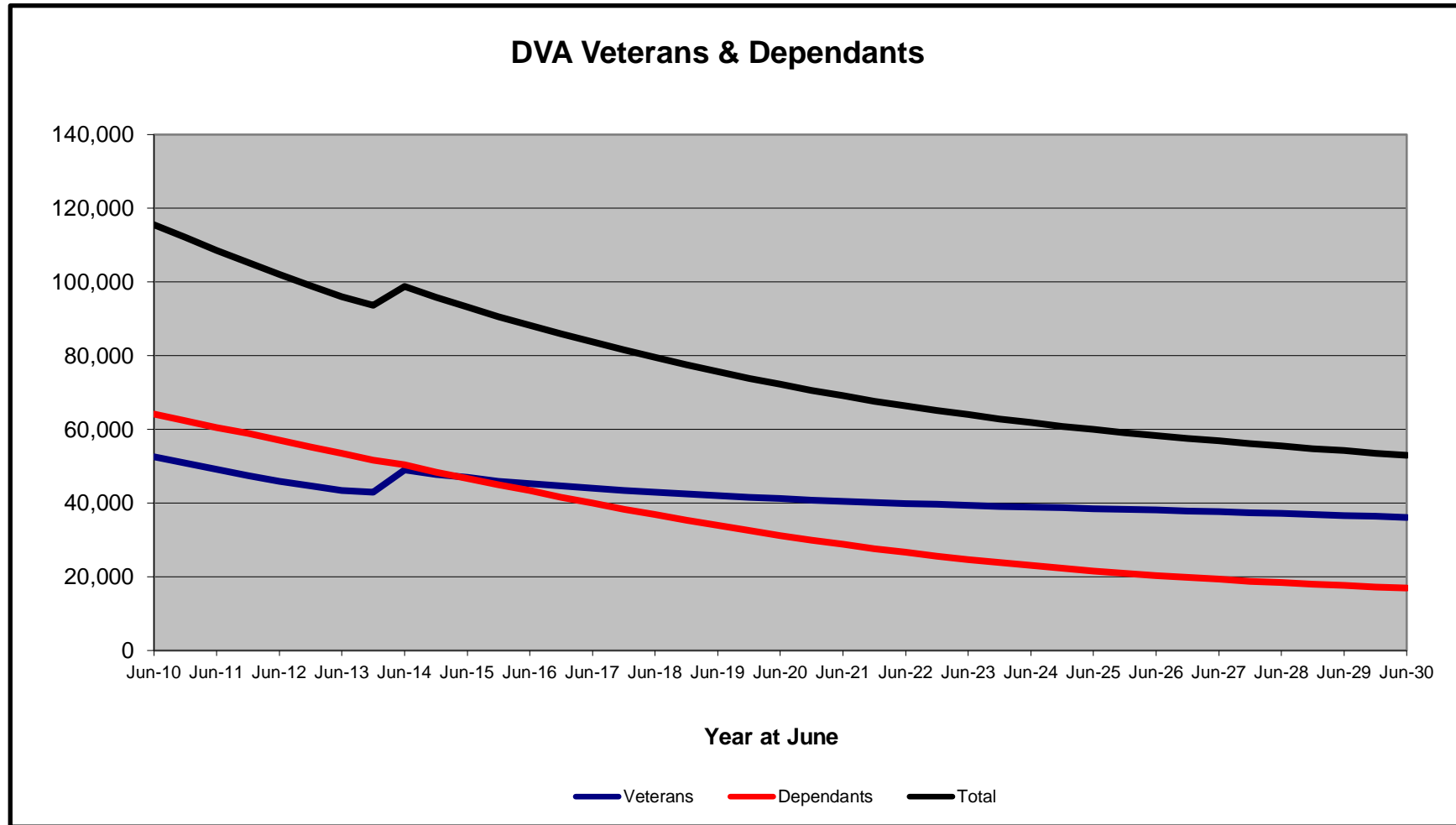
Date of Most Recent Actual Data : 1 Jan 2016
Date When This Version is Current : 22 Feb 2016

DVA PROJECTED BENEFICIARY NUMBERS WITH ACTUALS TO 31 DECEMBER 2015 - NEW SOUTH WALES

Executive Summary of DVA Beneficiaries in Receipt of Pension(s), Allowance(s) or Health Care

BENEFICIARY CATEGORY	ACTUAL DATA							FORECAST DATA															
	June 2010	June 2011	June 2012	June 2013	June 2014	June 2015	Dec 2015	June 2016	June 2017	June 2018	June 2019	June 2020	June 2021	June 2022	June 2023	June 2024	June 2025	June 2026	June 2027	June 2028	June 2029	June 2030	
Veterans :																							
Disability Pensioners in Payment	36,510	34,235	31,988	30,119	28,257	26,502	25,638	24,900	23,600	22,500	21,600	20,700	20,000	19,400	18,900	18,400	17,900	17,500	17,100	16,600	16,200	15,700	
Age Pension Veterans (Included Above)	1,055	959	868	791	700	644	623	600	500	500	500	500	500	500	500	500	500	600	600	600	600	700	
Service Pension Veterans	29,497	27,210	24,954	23,067	21,211	19,527	18,751	18,000	16,700	15,500	14,400	13,500	12,600	11,800	11,200	10,500	9,900	9,400	8,800	8,300	7,700	7,200	
Disability Pensioner & Service Pension Veteran Overlap	19,371	17,961	16,535	15,326	14,115	12,982	12,456	12,000	11,100	10,300	9,600	9,000	8,400	7,900	7,400	6,900	6,400	6,000	5,500	5,100	4,600	4,100	
Treatment Cards, Allowances or Accepted Disabilities Only	5,928	5,671	5,566	5,556	13,564	13,898	14,036	14,300	14,900	15,300	15,700	16,000	16,300	16,500	16,700	16,900	17,100	17,200	17,300	17,400	17,400	17,400	
MRCA Veterans	n/a	n/a	n/a	n/a	4,082	4,768	5,006	5,400	6,100	6,600	7,100	7,500	7,800	8,100	8,400	8,600	8,800	9,000	9,100	9,200	9,400	9,400	
SRCA Veterans	n/a	n/a	n/a	n/a	12,010	12,118	12,152	12,200	12,500	12,700	12,900	13,000	13,200	13,400	13,500	13,700	13,800	13,900	14,000	14,000	14,100	14,100	
Total Veterans	52,564	49,155	45,973	43,416	48,939	46,945	45,969	45,300	44,100	43,000	42,000	41,200	40,500	39,900	39,400	38,900	38,500	38,100	37,600	37,200	36,700	36,100	
Dependants :																							
Service Pension Dependants	24,994	23,287	21,640	20,055	18,637	17,269	16,596	16,100	15,100	14,200	13,400	12,700	12,100	11,600	11,200	10,800	10,500	10,200	9,900	9,600	9,400	9,200	
War Widow(er)s	35,855	34,128	32,431	30,652	28,723	26,569	25,517	24,500	22,400	20,300	18,300	16,500	14,800	13,200	11,800	10,700	9,600	8,800	8,100	7,500	7,000	6,600	
Orphans	53	47	47	47	44	52	47	40	40	40	40	40	40	40	40	40	40	40	40	40	40	40	
Adequate Means of Support (a)	150	145	139	136	131	126	123	120	120	120	120	120	110	110	110	110	110	100	100	100	100	90	
Age Pension Partners	754	692	624	557	478	443	415	400	300	300	200	200	200	100	100	100	100	100	100	100	100	100	
Commonwealth Seniors Health Cards Dependants	1,206	1,183	1,136	1,108	988	926	884	900	800	700	700	600	500	500	400	400	400	400	300	300	300	300	
Defence Force Income Support Supplement Dependants	2,290	2,146	1,983	1,830	1,663	1,598	1,567	1,500	1,300	1,200	1,000	900	800	700	700	600	500	500	400	400	300	300	
MRCA Dependants	n/a	n/a	n/a	n/a	45	47	50	50	50	50	50	50	50	50	50	50	50	50	50	50	40	40	
Other Dependants	143	145	181	209	627	581	568	600	600	600	600	600	600	600	600	600	600	600	600	600	600	600	
Total Overlap Between Dependant Categories	1,290	1,232	1,145	1,060	919	857	806	800	700	600	600	500	500	400	400	400	300	300	300	300	300	300	
Total Dependants	64,155	60,541	57,036	53,534	50,417	46,754	44,961	43,300	40,000	36,900	33,900	31,200	28,800	26,600	24,700	23,000	21,600	20,400	19,300	18,400	17,600	17,000	
Total Veterans and Total Dependants Overlap	1,203	1,089	1,018	914	522	429	392	400	300	300	200	200	200	100	100	100	100	100	100	100	100	100	
Nett Total Clients *	115,516	108,607	101,991	96,036	98,834	93,270	90,538	88,300	83,800	79,600	75,700	72,200	69,100	66,400	64,000	61,900	60,000	58,400	56,900	55,500	54,200	53,000	

* - From June 2014 this report contains a more complete count of total DVA clients. The previous count; Net Total Beneficiaries; included all persons receiving a VEA pension/allowance or holding a treatment or pharmaceutical entitlement card. In contrast, the Nett Total DVA Client count also includes any veteran with one or more service related disabilities accepted under the SRCA or the MRCA as well as dependent children of veterans currently receiving student payments under the VCES or MRCAETS.



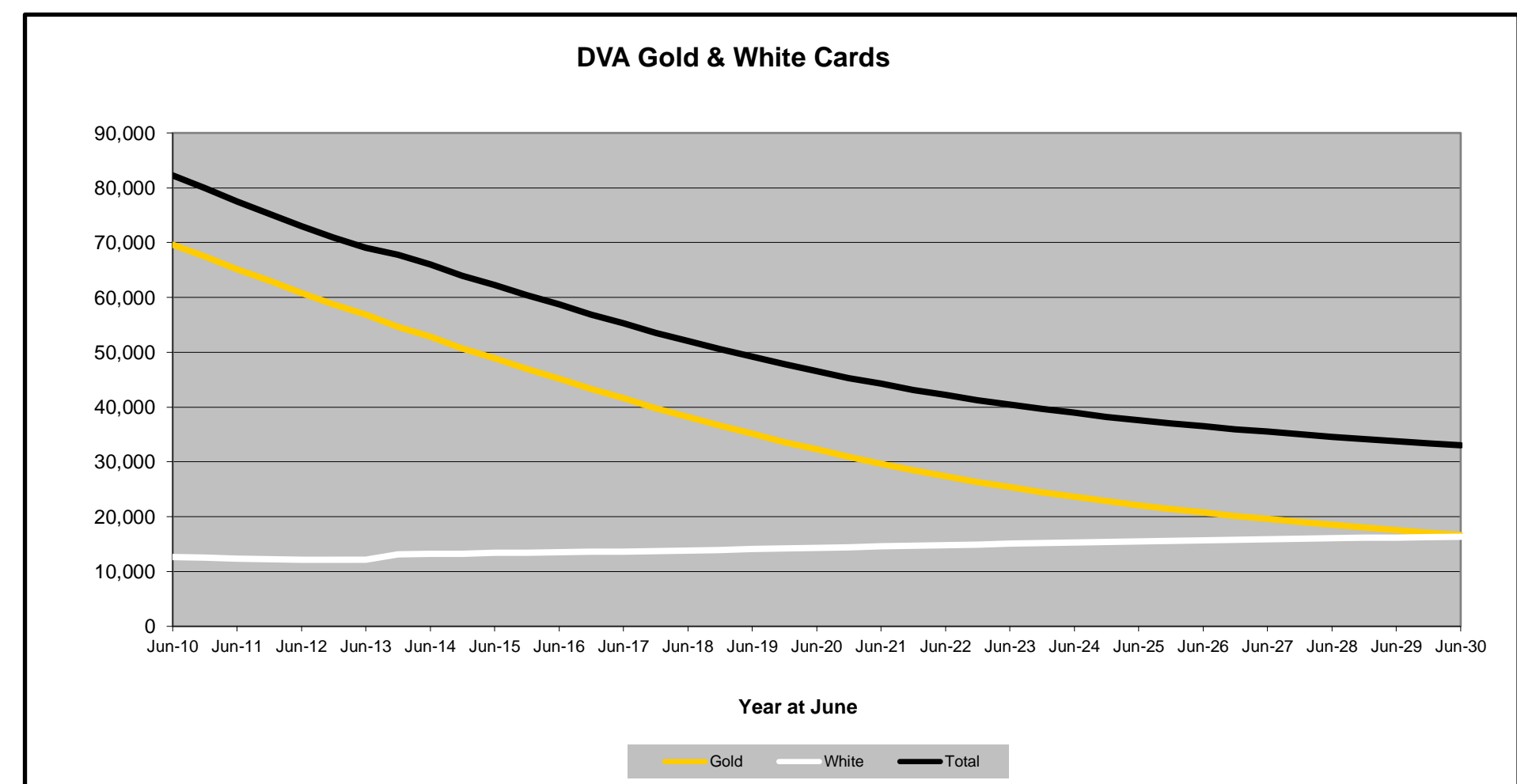
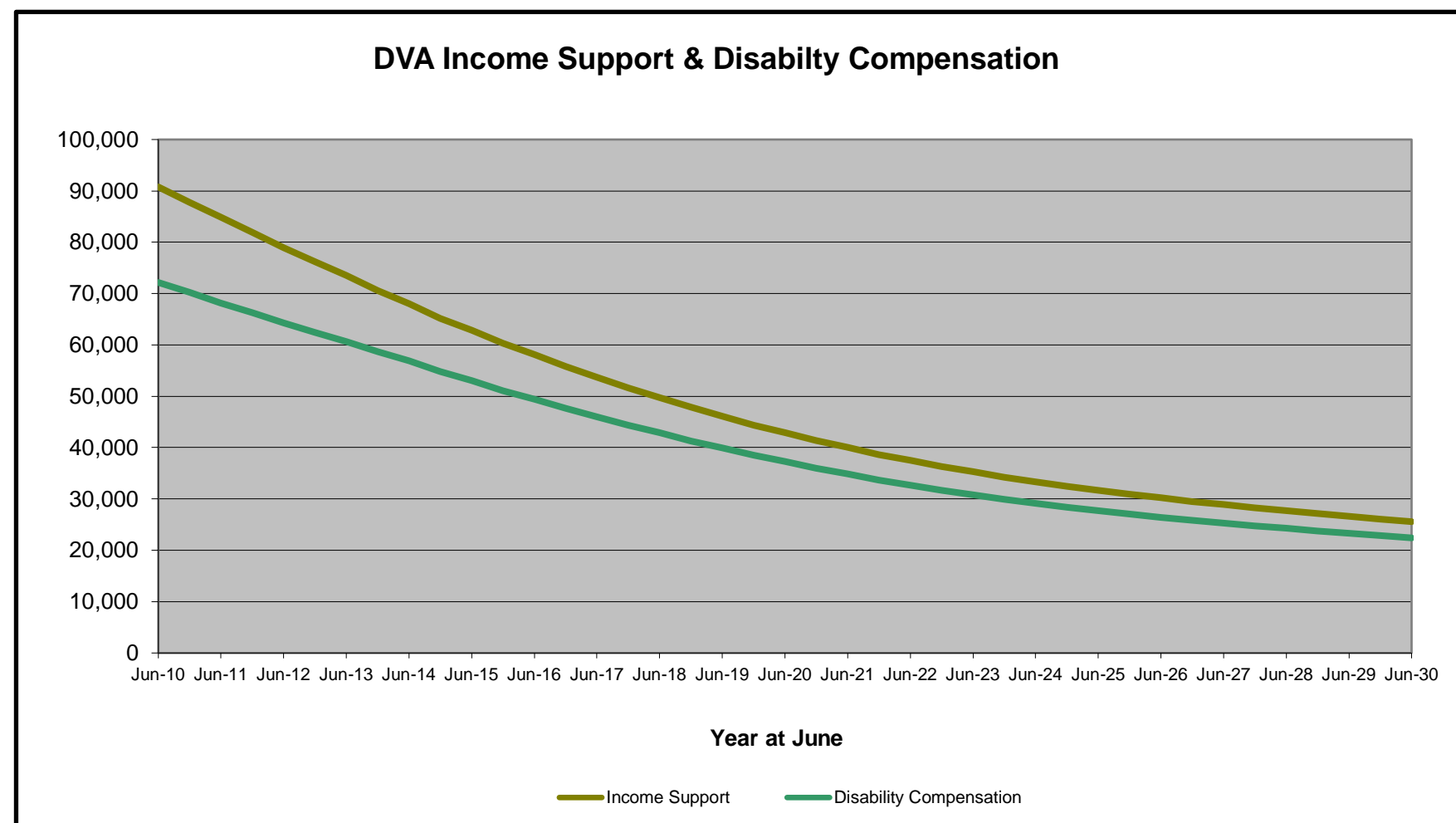
Date of Most Recent Actual Data : 1 Jan 2016
 Date When This Version is Current : 22 Feb 2016

Continued next page

DVA PROJECTED BENEFICIARY NUMBERS WITH ACTUALS TO 31 DECEMBER 2015 - NEW SOUTH WALES

Executive Summary of DVA Beneficiaries in Receipt of Pension(s), Allowance(s) or Health Care

BENEFICIARY CATEGORY (Subsets of Net Total Beneficiaries on Previous Page)	ACTUAL DATA										FORECAST DATA											
	June 2010	June 2011	June 2012	June 2013	June 2014	June 2015	Dec 2015	June 2016	June 2017	June 2018	June 2019	June 2020	June 2021	June 2022	June 2023	June 2024	June 2025	June 2026	June 2027	June 2028	June 2029	June 2030
Health Treatment Card Holders :																						
Gold Cards	69,607	65,139	60,825	56,862	52,789	48,856	46,973	45,200	41,600	38,200	35,100	32,300	29,700	27,400	25,400	23,600	22,100	20,800	19,600	18,500	17,600	16,700
White Cards	12,643	12,346	12,154	12,152	13,184	13,376	13,444	13,500	13,700	13,800	14,100	14,300	14,600	14,800	15,100	15,300	15,500	15,700	15,900	16,100	16,200	16,300
Total Health Treatment Cards	82,250	77,485	72,979	69,014	65,973	62,232	60,417	58,700	55,300	52,100	49,200	46,600	44,200	42,200	40,400	38,900	37,600	36,500	35,500	34,600	33,800	33,000
Repatriation Pharmaceutical Benefits Cards (Orange Cards)	3,072	2,668	2,299	1,977	1,650	1,353	1,231	1,100	900	700	500	400	300	200	200	100	100	0	0	0	0	0
Other Income Support Categories:																						
Income Support Supplement	27,697	26,278	24,847	23,354	21,781	20,004	19,148	18,300	16,700	15,000	13,500	12,000	10,700	9,500	8,400	7,500	6,800	6,100	5,600	5,100	4,700	4,400
Age Pensioners	1,809	1,651	1,492	1,348	1,189	1,096	1,046	1,000	900	800	700	700	600	600	600	600	600	600	700	700	700	700
Commonwealth Seniors Health Cards	2,136	2,037	1,884	1,794	1,552	1,382	1,310	1,300	1,200	1,100	1,000	1,000	900	900	800	800	800	800	800	800	800	700
Defence Force Income Support Supplement (DFISA)	6,089	5,691	5,300	4,926	4,534	4,338	4,195	4,100	3,900	3,700	3,600	3,500	3,500	3,500	3,500	3,600	3,600	3,700	3,700	3,800	3,900	3,900
Total Income Support Beneficiaries (a)	90,761	84,838	78,944	73,521	68,008	62,801	60,276	58,100	53,800	49,800	46,100	42,900	40,000	37,500	35,300	33,400	31,700	30,200	28,900	27,700	26,600	25,600
Total Disability Compensation Beneficiaries (b)	72,155	68,170	64,251	60,634	56,872	53,011	51,107	49,400	46,000	42,900	39,900	37,300	34,800	32,700	30,800	29,100	27,700	26,400	25,300	24,200	23,300	22,400



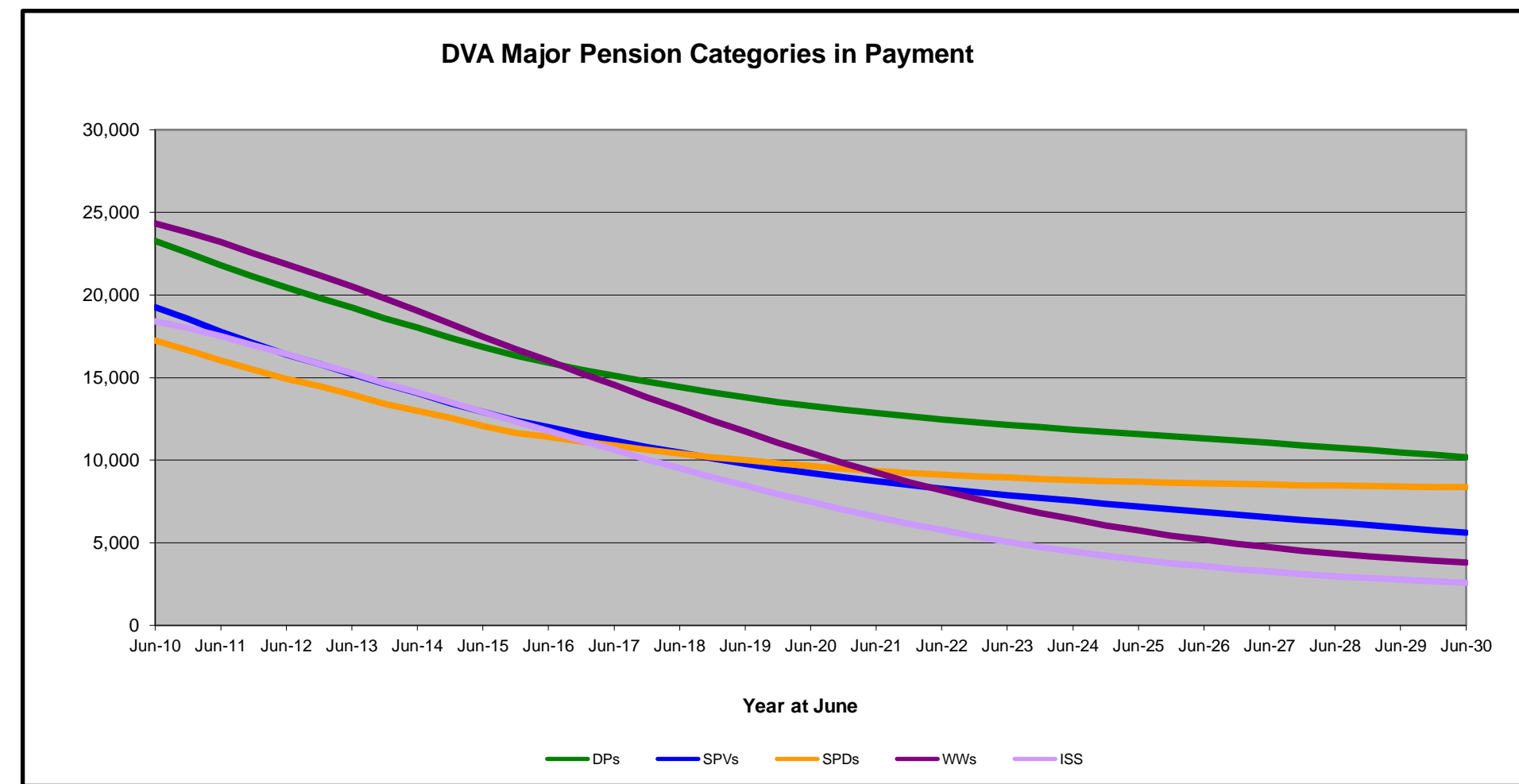
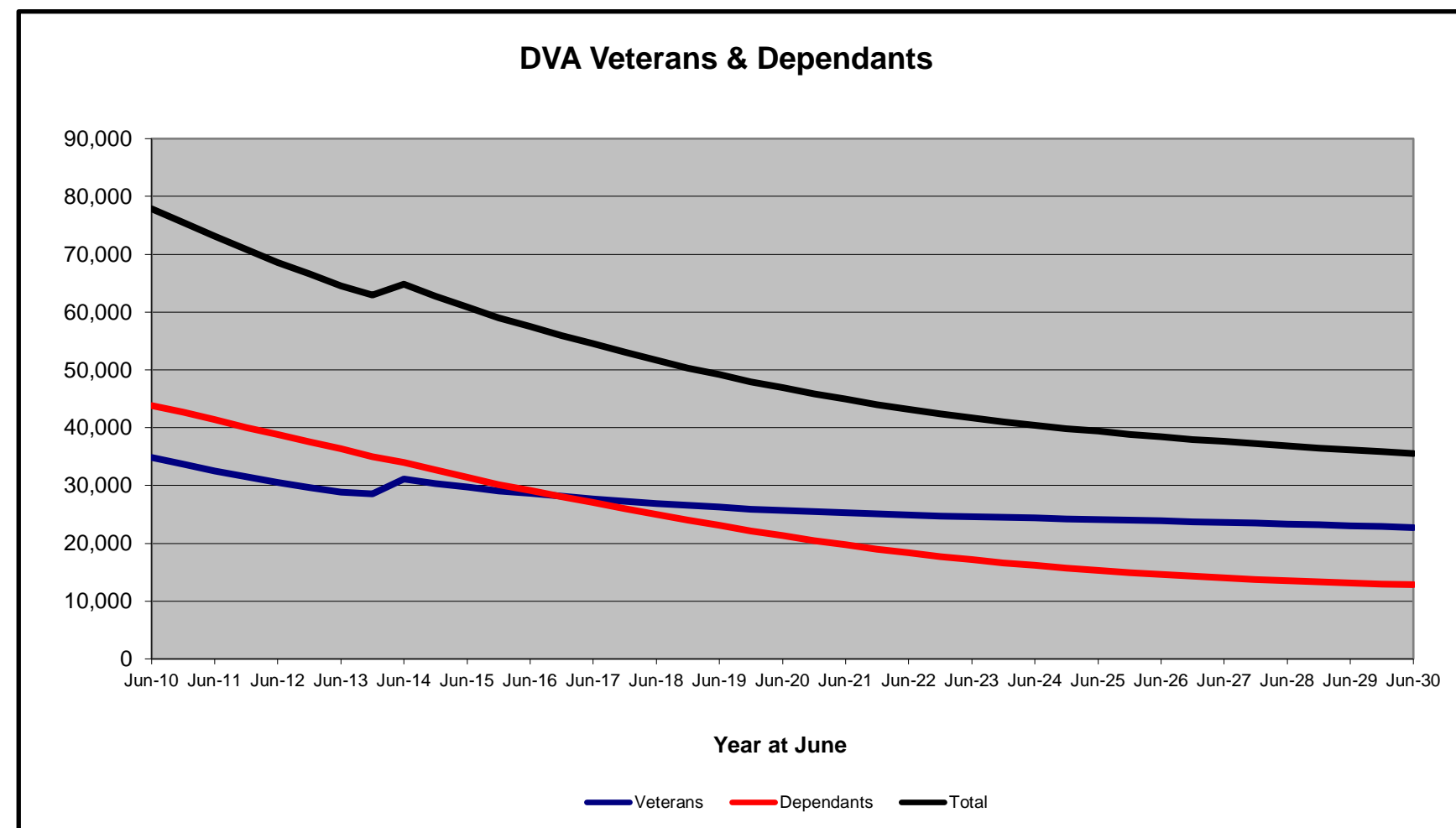
Date of Most Recent Actual Data : 1 Jan 2016
Date When This Version is Current : 22 Feb 2016

DVA PROJECTED BENEFICIARY NUMBERS WITH ACTUALS TO 31 DECEMBER 2015 - VICTORIA

Executive Summary of DVA Beneficiaries in Receipt of Pension(s), Allowance(s) or Health Care

BENEFICIARY CATEGORY	ACTUAL DATA							FORECAST DATA															
	June 2010	June 2011	June 2012	June 2013	June 2014	June 2015	Dec 2015	June 2016	June 2017	June 2018	June 2019	June 2020	June 2021	June 2022	June 2023	June 2024	June 2025	June 2026	June 2027	June 2028	June 2029	June 2030	
Veterans :																							
Disability Pensioners in Payment	23,268	21,801	20,439	19,253	18,020	16,859	16,320	15,900	15,100	14,400	13,800	13,300	12,800	12,500	12,100	11,900	11,600	11,300	11,000	10,800	10,500	10,200	
Age Pension Veterans (Included Above)	698	633	574	514	465	430	405	400	300	300	300	300	300	300	300	300	300	300	300	300	300	300	
Service Pension Veterans	19,257	17,756	16,407	15,227	14,070	12,914	12,405	12,000	11,200	10,500	9,800	9,200	8,700	8,300	7,900	7,500	7,200	6,900	6,600	6,200	5,900	5,600	
Disability Pensioner & Service Pension Veteran Overlap	12,149	11,253	10,441	9,714	9,005	8,280	7,947	7,700	7,200	6,800	6,300	5,900	5,600	5,300	5,000	4,700	4,400	4,100	3,800	3,500	3,200	3,000	
Treatment Cards, Allowances or Accepted Disabilities Only	4,468	4,222	4,093	4,059	8,053	8,233	8,318	8,400	8,600	8,800	9,000	9,100	9,300	9,400	9,500	9,600	9,700	9,800	9,800	9,900	9,900	9,900	
MRCA Veterans	n/a	n/a	n/a	n/a	2,098	2,475	2,656	2,800	3,100	3,400	3,700	3,900	4,100	4,300	4,500	4,600	4,700	4,900	5,000	5,100	5,200	5,200	
SRCA Veterans	n/a	n/a	n/a	n/a	7,191	7,262	7,290	7,300	7,500	7,600	7,700	7,800	8,000	8,100	8,100	8,200	8,300	8,400	8,400	8,500	8,500	8,500	
Total Veterans	34,844	32,526	30,498	28,825	31,151	29,726	29,096	28,600	27,700	26,900	26,200	25,700	25,300	24,900	24,600	24,400	24,100	23,900	23,600	23,400	23,100	22,700	
Dependants :																							
Service Pension Dependants	17,239	16,028	14,928	13,956	12,997	12,085	11,652	11,400	10,900	10,400	10,000	9,600	9,400	9,100	8,900	8,800	8,700	8,600	8,500	8,500	8,400	8,400	
War Widow(er)s	24,328	23,214	21,877	20,511	19,061	17,478	16,719	16,000	14,600	13,100	11,700	10,400	9,300	8,200	7,200	6,400	5,700	5,200	4,700	4,400	4,100	3,800	
Orphans	32	30	34	27	30	26	26	20	20	20	20	20	20	30	20	20	20	20	20	20	20	20	
Adequate Means of Support (a)	105	101	100	97	97	88	86	90	80	80	80	80	80	80	80	80	80	70	70	70	70	70	
Age Pension Partners	505	469	422	390	337	301	291	300	200	200	200	200	200	100	100	100	100	100	100	0	0	0	
Commonwealth Seniors Health Cards Dependants	940	915	847	803	684	638	625	600	500	500	400	400	300	300	300	300	200	200	200	200	200	200	
Defence Force Income Support Supplement Dependants	1,582	1,478	1,323	1,207	1,065	1,005	967	900	800	700	600	500	400	400	300	300	300	200	200	200	200	100	
MRCA Dependants	n/a	n/a	n/a	n/a	20	20	16	20	20	20	10	10	10	10	10	10	10	10	10	10	10	10	
Other Dependants	68	67	79	87	363	346	348	400	400	400	400	400	400	400	400	400	400	400	400	400	400	400	
Total Overlap Between Dependant Categories	979	913	827	766	630	572	554	500	500	400	400	300	300	300	200	200	200	200	200	200	200	200	
Total Dependants	43,820	41,389	38,783	36,312	34,024	31,415	30,176	29,200	27,000	25,000	23,100	21,300	19,800	18,400	17,200	16,200	15,300	14,600	14,000	13,500	13,200	12,800	
Total Veterans and Total Dependants Overlap	799	747	651	599	333	291	269	300	200	200	200	100	100	100	100	100	0	0	0	0	0	0	
Nett Total Clients *	77,865	73,168	68,630	64,538	64,842	60,850	59,003	57,500	54,500	51,700	49,200	46,900	44,900	43,200	41,700	40,500	39,400	38,400	37,600	36,900	36,200	35,500	

* - From June 2014 this report contains a more complete count of total DVA clients. The previous count; Net Total Beneficiaries; included all persons receiving a VEA pension/allowance or holding a treatment or pharmaceutical entitlement card. In contrast, the Nett Total DVA Client count also includes any veteran with one or more service related disabilities accepted under the SRCA or the MRCA as well as dependent children of veterans currently receiving student payments under the VCES or MRCAETS.



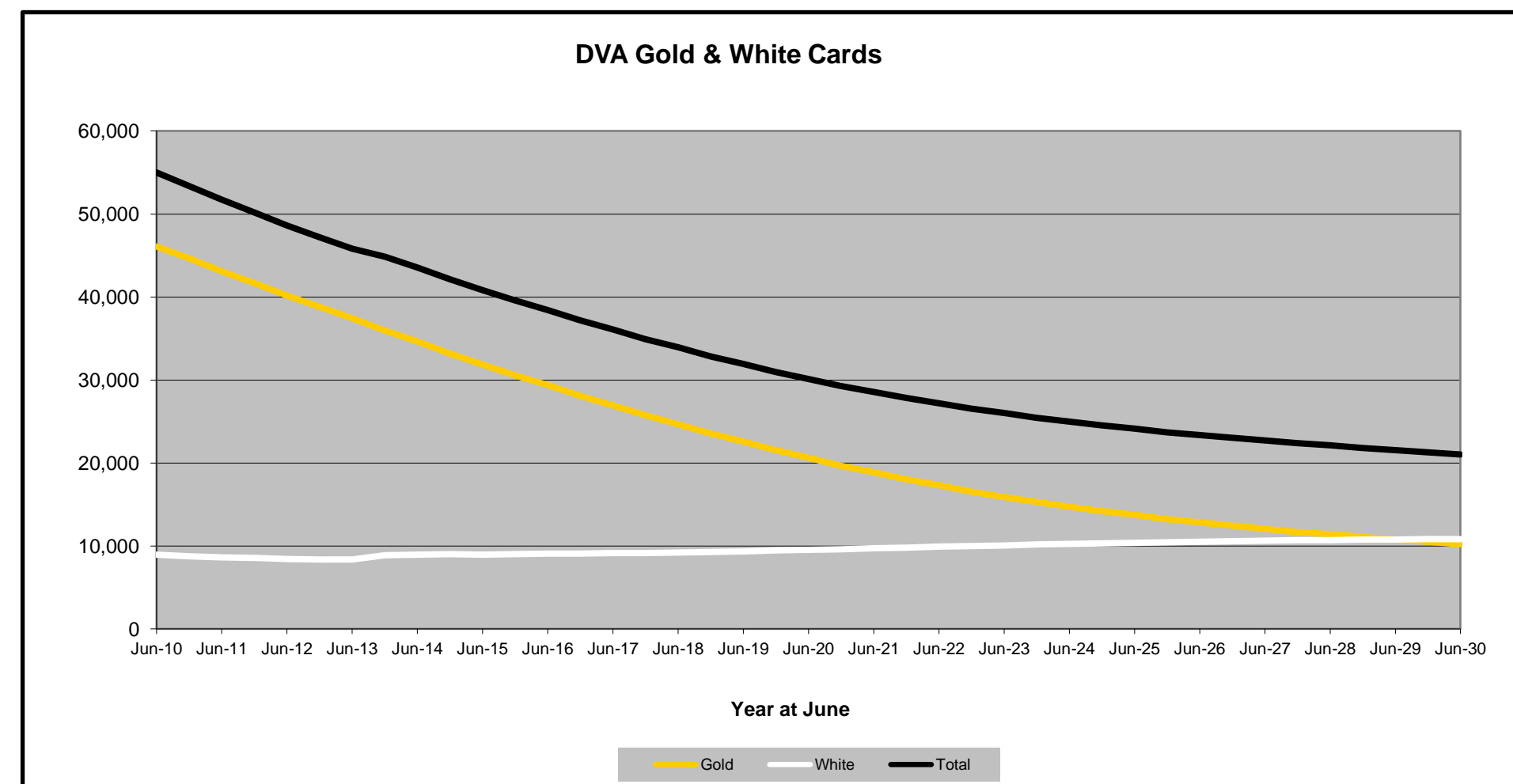
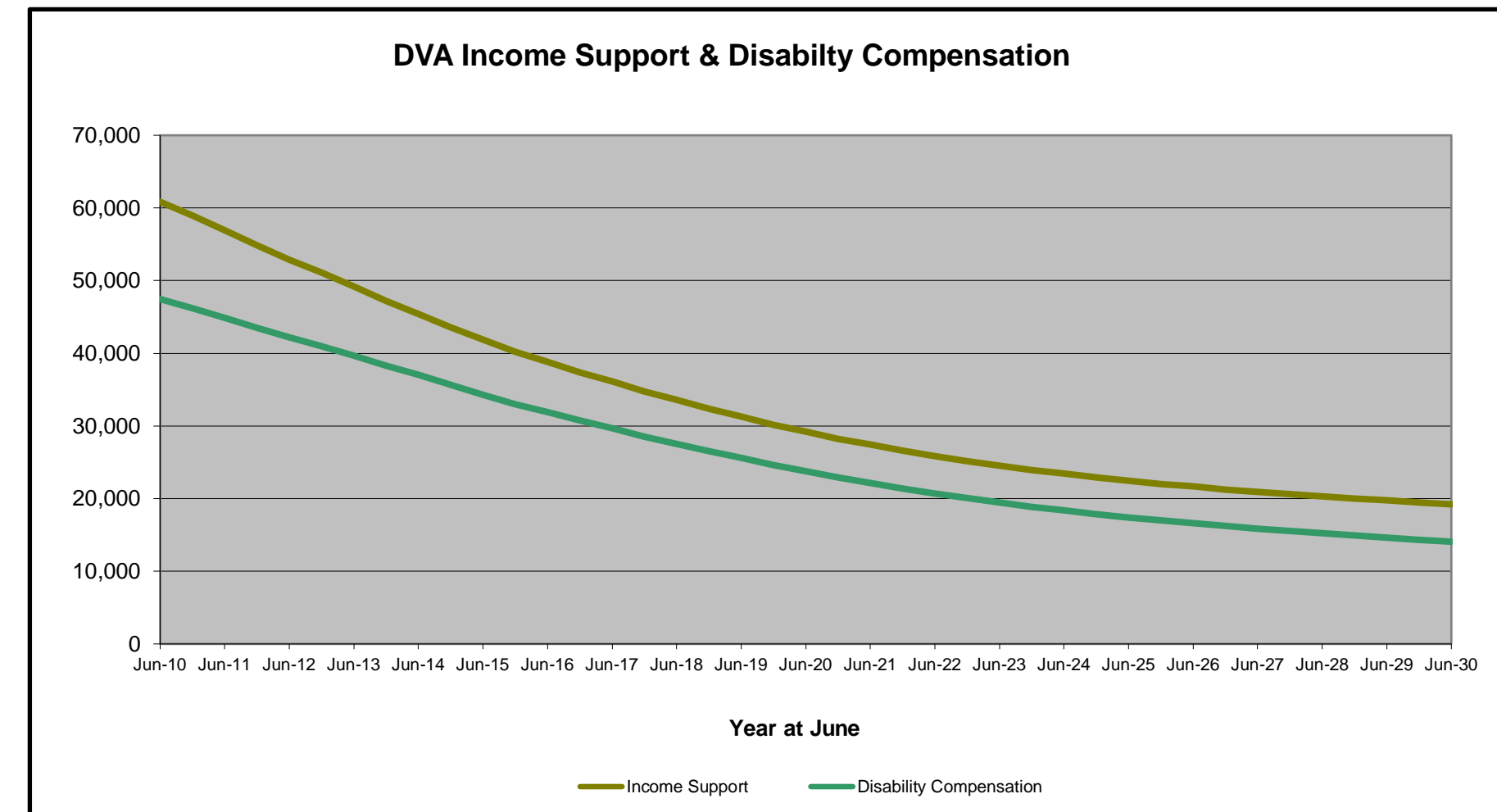
Date of Most Recent Actual Data : 1 Jan 2016
Date When This Version is Current : 22 Feb 2016

Continued next page

DVA PROJECTED BENEFICIARY NUMBERS WITH ACTUALS TO 31 DECEMBER 2015 - VICTORIA

Executive Summary of DVA Beneficiaries in Receipt of Pension(s), Allowance(s) or Health Care

BENEFICIARY CATEGORY (Subsets of Net Total Beneficiaries on Previous Page)	ACTUAL DATA							FORECAST DATA															
	June 2010	June 2011	June 2012	June 2013	June 2014	June 2015	Dec 2015	June 2016	June 2017	June 2018	June 2019	June 2020	June 2021	June 2022	June 2023	June 2024	June 2025	June 2026	June 2027	June 2028	June 2029	June 2030	
Health Treatment Card Holders :																							
Gold Cards	46,076	43,109	40,198	37,427	34,630	31,878	30,567	29,400	27,000	24,700	22,600	20,600	18,900	17,300	15,900	14,700	13,700	12,800	12,100	11,400	10,800	10,200	
White Cards	8,915	8,631	8,425	8,356	8,944	8,957	9,017	9,100	9,100	9,200	9,400	9,500	9,700	9,900	10,100	10,200	10,400	10,500	10,600	10,700	10,800	10,800	
Total Health Treatment Cards	54,991	51,740	48,623	45,783	43,574	40,835	39,584	38,400	36,100	33,900	31,900	30,100	28,600	27,200	26,000	25,000	24,100	23,400	22,700	22,100	21,500	21,000	
Repatriation Pharmaceutical Benefits Cards (Orange Cards)	2,362	2,065	1,767	1,501	1,264	1,044	944	900	700	500	400	300	200	200	100	100	100	0	0	0	0	0	
Other Income Support Categories:																							
Income Support Supplement	18,401	17,516	16,413	15,270	14,115	12,919	12,326	11,800	10,600	9,500	8,500	7,500	6,600	5,800	5,100	4,500	4,000	3,600	3,200	3,000	2,800	2,600	
Age Pensioners	1,203	1,102	996	904	811	738	702	700	600	500	500	400	400	400	400	300	300	300	300	300	400	400	
Commonwealth Seniors Health Cards	1,624	1,556	1,402	1,315	1,091	996	973	900	900	800	700	700	600	600	500	500	500	500	500	400	400	400	
Defence Force Income Support Supplement (DFISA)	4,092	3,863	3,545	3,242	2,927	2,748	2,625	2,500	2,400	2,200	2,100	2,100	2,000	2,000	2,000	2,000	2,000	2,000	2,100	2,100	2,100	2,200	
Total Income Support Beneficiaries (a)	60,844	56,943	52,905	49,218	45,402	41,855	40,166	38,800	36,100	33,600	31,300	29,200	27,400	25,900	24,500	23,400	22,500	21,700	20,900	20,300	19,700	19,200	
Total Disability Compensation Beneficiaries (b)	47,447	44,880	42,216	39,680	37,014	34,283	32,995	31,900	29,700	27,600	25,600	23,800	22,200	20,700	19,500	18,400	17,400	16,600	15,900	15,200	14,600	14,100	



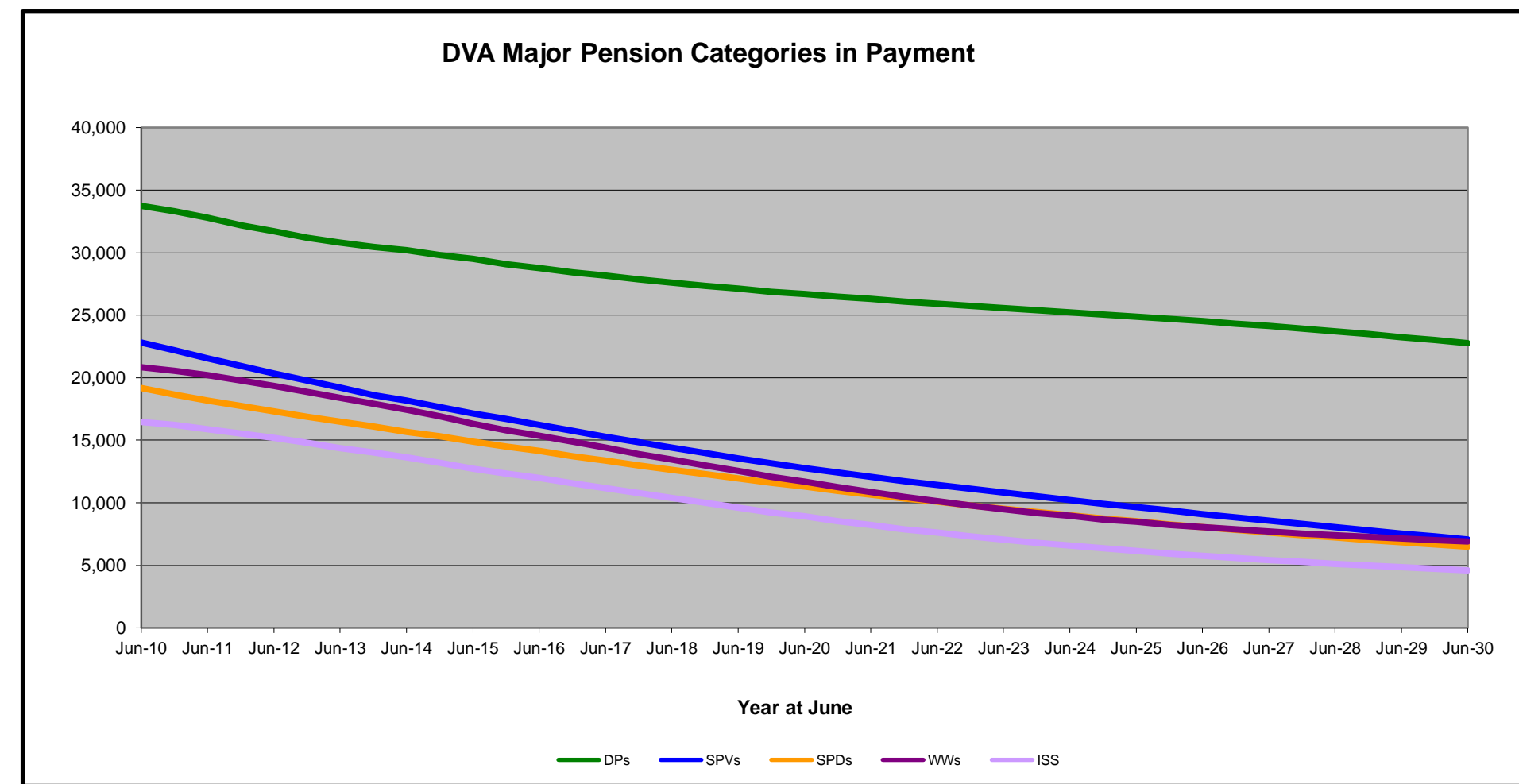
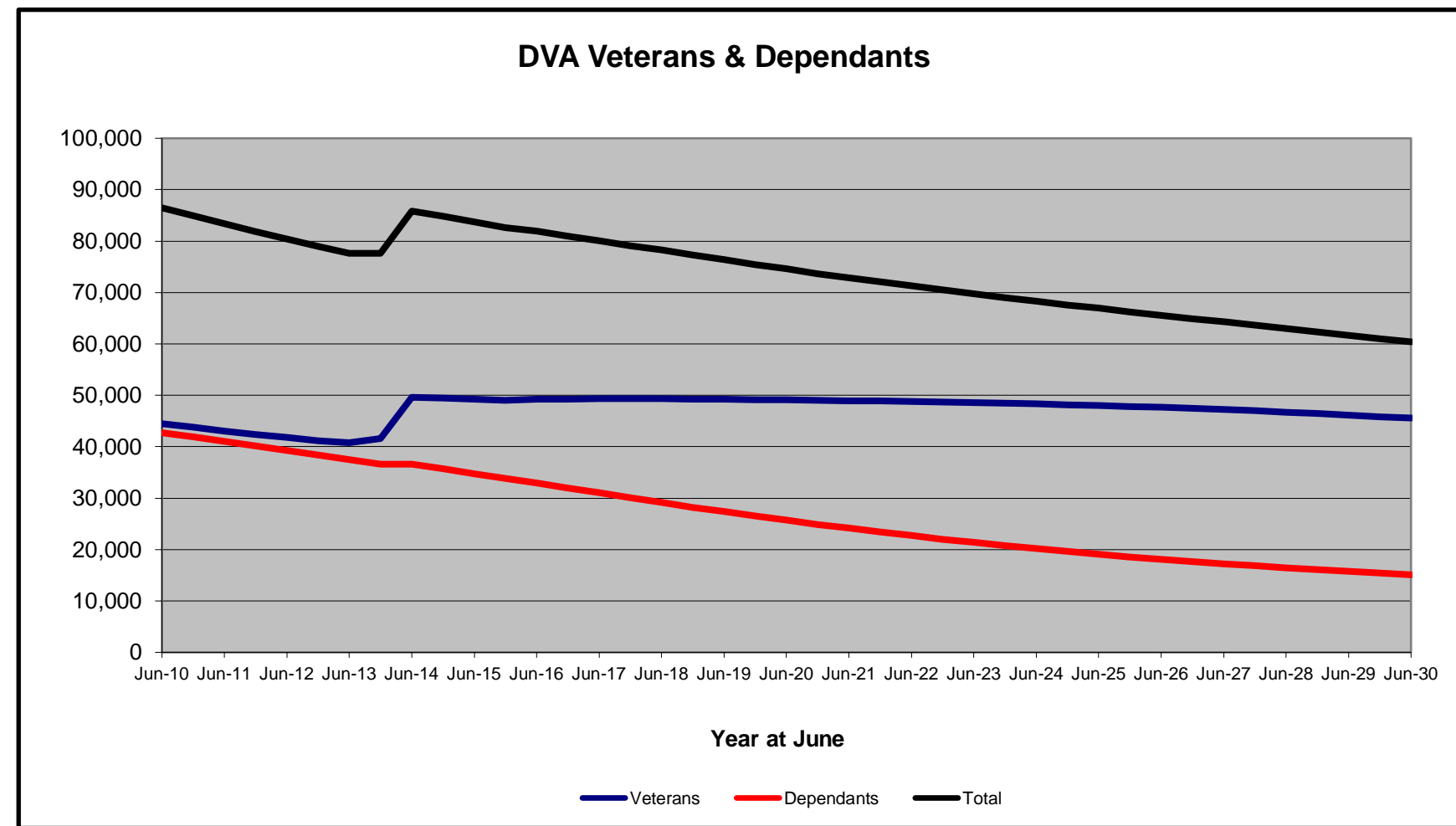
Date of Most Recent Actual Data : 1 Jan 2016
Date When This Version is Current : 22 Feb 2016

DVA PROJECTED BENEFICIARY NUMBERS WITH ACTUALS TO 31 DECEMBER 2015 - QUEENSLAND

Executive Summary of DVA Beneficiaries in Receipt of Pension(s), Allowance(s) or Health Care

BENEFICIARY CATEGORY	ACTUAL DATA							FORECAST DATA															
	June 2010	June 2011	June 2012	June 2013	June 2014	June 2015	Dec 2015	June 2016	June 2017	June 2018	June 2019	June 2020	June 2021	June 2022	June 2023	June 2024	June 2025	June 2026	June 2027	June 2028	June 2029	June 2030	
Veterans :																							
Disability Pensioners in Payment	33,738	32,795	31,724	30,810	30,195	29,484	29,074	28,800	28,200	27,600	27,100	26,700	26,300	25,900	25,600	25,200	24,900	24,500	24,100	23,700	23,200	22,800	
Age Pension Veterans (Included Above)	675	643	625	621	622	641	653	600	600	700	700	700	800	800	900	900	1,000	1,100	1,100	1,200	1,200	1,300	
Service Pension Veterans	22,809	21,542	20,345	19,201	18,186	17,142	16,705	16,200	15,300	14,400	13,600	12,800	12,100	11,400	10,800	10,200	9,700	9,100	8,600	8,100	7,500	7,100	
Disability Pensioner & Service Pension Veteran Overlap	16,496	15,773	15,074	14,438	13,905	13,311	13,036	12,800	12,200	11,600	11,000	10,500	10,000	9,500	9,000	8,500	8,100	7,600	7,200	6,700	6,300	5,800	
Treatment Cards, Allowances or Accepted Disabilities Only	4,451	4,510	4,822	5,208	15,126	15,938	16,315	17,000	18,100	18,900	19,600	20,100	20,600	20,900	21,200	21,400	21,600	21,600	21,700	21,700	21,600	21,500	
MRCA Veterans	n/a	n/a	n/a	n/a	6,006	7,073	7,408	8,100	9,100	9,900	10,600	11,100	11,600	12,000	12,300	12,600	12,800	13,000	13,100	13,200	13,300	13,300	
SRCA Veterans	n/a	n/a	n/a	n/a	16,342	16,506	16,600	16,700	17,000	17,200	17,400	17,600	17,800	18,000	18,200	18,300	18,400	18,500	18,600	18,600	18,600	18,600	
Total Veterans	44,502	43,074	41,817	40,781	49,609	49,253	49,058	49,200	49,300	49,300	49,200	49,100	49,000	48,800	48,600	48,300	48,000	47,700	47,200	46,700	46,200	45,500	
Dependants :																							
Service Pension Dependants	19,172	18,176	17,310	16,482	15,684	14,900	14,509	14,100	13,400	12,600	12,000	11,300	10,700	10,100	9,500	9,000	8,500	8,100	7,600	7,200	6,800	6,500	
War Widow(er)s	20,836	20,189	19,329	18,377	17,442	16,304	15,813	15,400	14,400	13,500	12,500	11,700	10,900	10,100	9,500	8,900	8,500	8,100	7,700	7,400	7,100	6,900	
Orphans	58	65	61	60	62	59	57	50	40	40	40	40	50	50	50	50	50	50	50	50	50	50	
Adequate Means of Support (a)	83	80	77	74	72	72	70	70	70	70	70	70	70	60	60	60	60	60	60	60	50	50	
Age Pension Partners	440	403	383	378	357	369	359	300	300	300	300	200	200	200	200	200	200	100	100	100	100	100	
Commonwealth Seniors Health Cards Dependants	697	705	655	646	568	564	547	500	500	400	400	400	300	300	300	300	300	300	300	300	300	300	
Defence Force Income Support Supplement Dependants	2,037	1,986	1,931	1,921	1,941	2,007	2,007	1,900	1,700	1,600	1,400	1,300	1,200	1,100	1,000	900	800	700	600	600	500	400	
MRCA Dependants	n/a	n/a	n/a	n/a	57	74	76	80	80	80	80	80	80	80	80	80	80	80	70	70	70	70	
Other Dependants	117	123	154	166	992	982	986	1,000	1,000	1,000	1,000	1,100	1,100	1,100	1,100	1,100	1,100	1,100	1,000	1,000	1,000	1,000	
Total Overlap Between Dependant Categories	729	693	660	647	582	573	559	500	500	500	400	400	400	400	400	300	300	300	300	300	300	300	
Total Dependants	42,711	41,034	39,240	37,457	36,593	34,758	33,865	32,900	31,000	29,200	27,400	25,700	24,100	22,700	21,400	20,200	19,100	18,100	17,300	16,500	15,700	15,100	
Total Veterans and Total Dependants Overlap	747	698	618	559	329	292	280	300	200	200	200	200	200	200	200	200	200	200	200	200	200	200	
Nett Total Clients *	86,466	83,410	80,439	77,679	85,873	83,719	82,643	81,900	80,100	78,200	76,400	74,600	72,900	71,300	69,800	68,300	66,900	65,600	64,300	63,000	61,700	60,400	

* - From June 2014 this report contains a more complete count of total DVA clients. The previous count; Net Total Beneficiaries; included all persons receiving a VEA pension/allowance or holding a treatment or pharmaceutical entitlement card. In contrast, the Nett Total DVA Client count also includes any veteran with one or more service related disabilities accepted under the SRCA or the MRCA as well as dependent children of veterans currently receiving student payments under the VCES or MRCAETS.



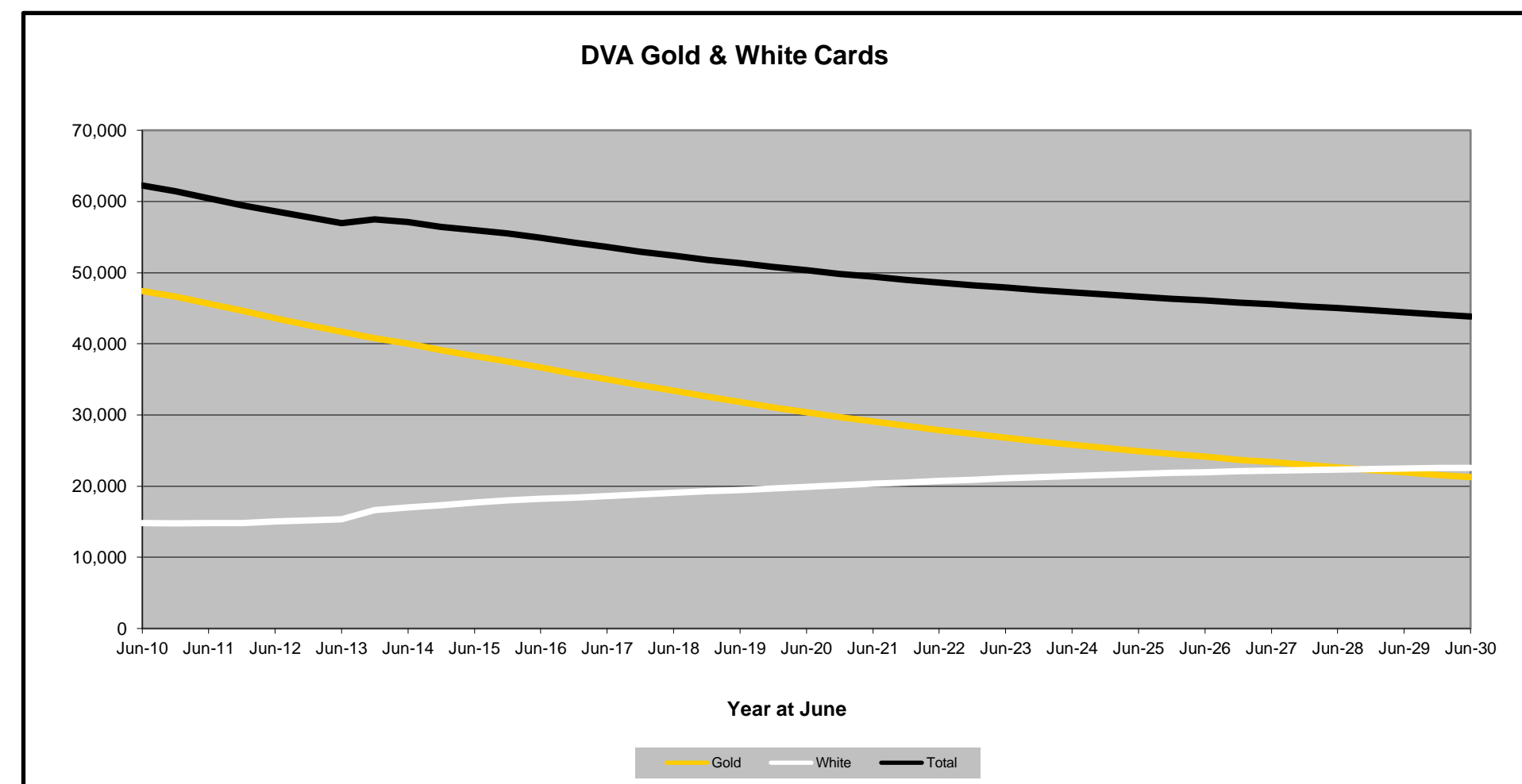
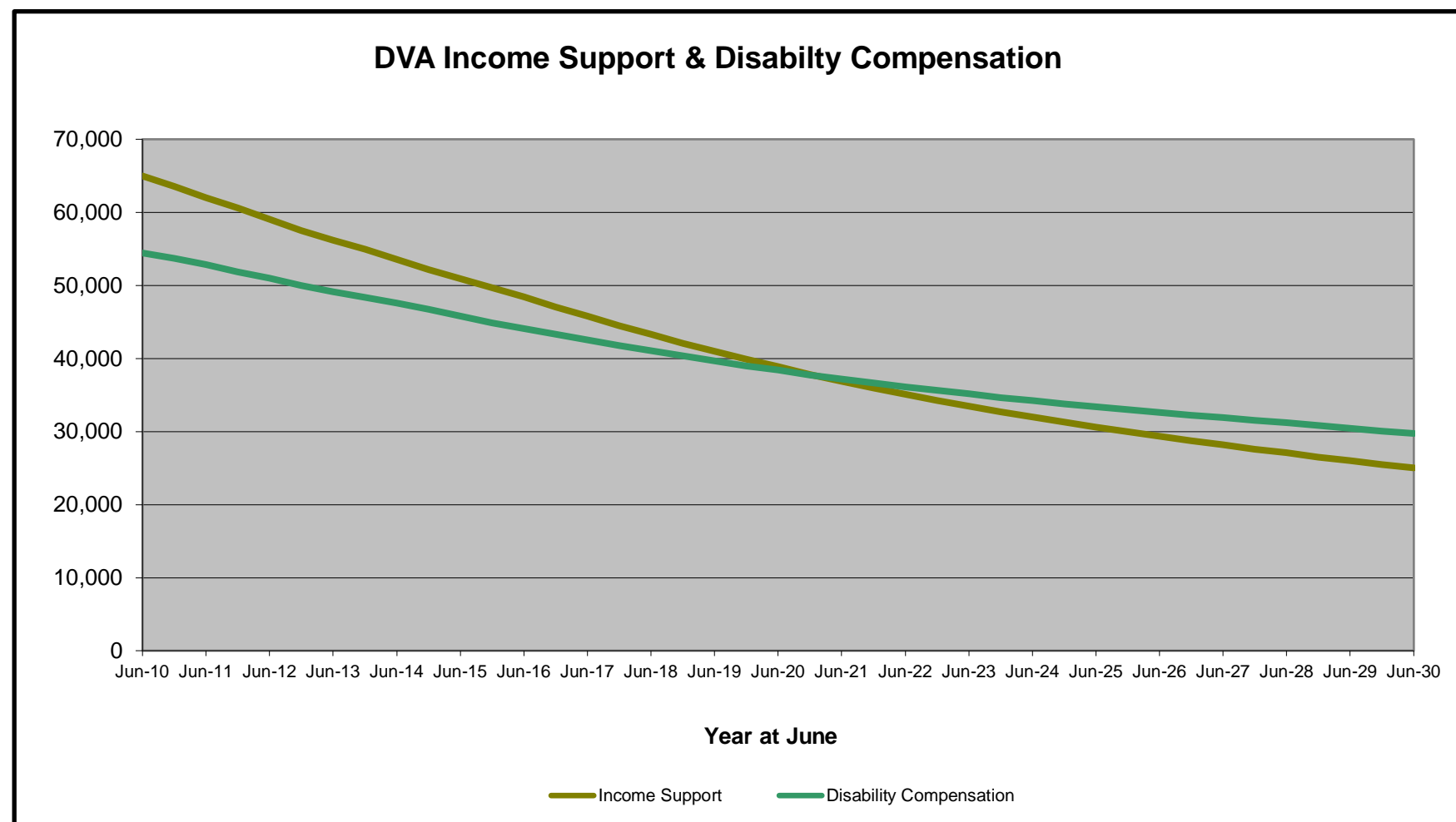
Date of Most Recent Actual Data : 1 Jan 2016
Date When This Version is Current : 22 Feb 2016

Continued next page

DVA PROJECTED BENEFICIARY NUMBERS WITH ACTUALS TO 31 DECEMBER 2015 - QUEENSLAND

Executive Summary of DVA Beneficiaries in Receipt of Pension(s), Allowance(s) or Health Care

BENEFICIARY CATEGORY (Subsets of Net Total Beneficiaries on Previous Page)	ACTUAL DATA							FORECAST DATA															
	June 2010	June 2011	June 2012	June 2013	June 2014	June 2015	Dec 2015	June 2016	June 2017	June 2018	June 2019	June 2020	June 2021	June 2022	June 2023	June 2024	June 2025	June 2026	June 2027	June 2028	June 2029	June 2030	
Health Treatment Card Holders :																							
Gold Cards	47,407	45,607	43,583	41,661	40,041	38,253	37,506	36,700	35,000	33,400	31,800	30,400	29,100	27,900	26,800	25,800	24,900	24,100	23,400	22,600	21,900	21,300	
White Cards	14,832	14,822	15,041	15,326	17,050	17,682	17,971	18,200	18,600	19,000	19,500	19,900	20,300	20,700	21,100	21,400	21,700	22,000	22,200	22,400	22,500	22,600	
Total Health Treatment Cards	62,239	60,429	58,624	56,987	57,091	55,935	55,477	54,900	53,600	52,400	51,300	50,300	49,400	48,600	47,900	47,300	46,700	46,100	45,500	45,000	44,400	43,800	
Repatriation Pharmaceutical Benefits Cards (Orange Cards)	1,931	1,694	1,460	1,239	1,038	845	751	700	500	400	300	200	200	100	100	100	0	0	0	0	0	0	
Other Income Support Categories:																							
Income Support Supplement	16,460	15,894	15,189	14,379	13,632	12,727	12,350	12,000	11,200	10,400	9,600	8,900	8,200	7,600	7,100	6,600	6,200	5,800	5,400	5,100	4,900	4,600	
Age Pensioners	1,115	1,046	1,008	999	994	1,022	1,024	1,000	1,000	1,000	1,000	1,000	1,000	1,000	1,100	1,100	1,200	1,200	1,200	1,300	1,300	1,400	
Commonwealth Seniors Health Cards	1,338	1,303	1,190	1,146	994	942	907	900	800	800	700	700	700	600	600	600	500	500	500	500	500	500	
Defence Force Income Support Supplement (DFISA)	4,995	4,918	4,826	4,771	4,889	5,017	4,999	5,000	4,900	4,900	5,000	5,000	5,100	5,200	5,300	5,500	5,600	5,700	5,900	6,000	6,100	6,200	
Total Income Support Beneficiaries (a)	64,975	62,020	59,045	56,165	53,561	50,921	49,663	48,400	45,800	43,300	41,000	38,900	36,900	35,100	33,500	32,000	30,600	29,400	28,200	27,100	26,000	25,000	
Total Disability Compensation Beneficiaries (b)	54,432	52,866	50,957	49,117	47,598	45,764	44,868	44,100	42,600	41,100	39,700	38,400	37,200	36,100	35,100	34,200	33,400	32,600	31,900	31,200	30,500	29,700	



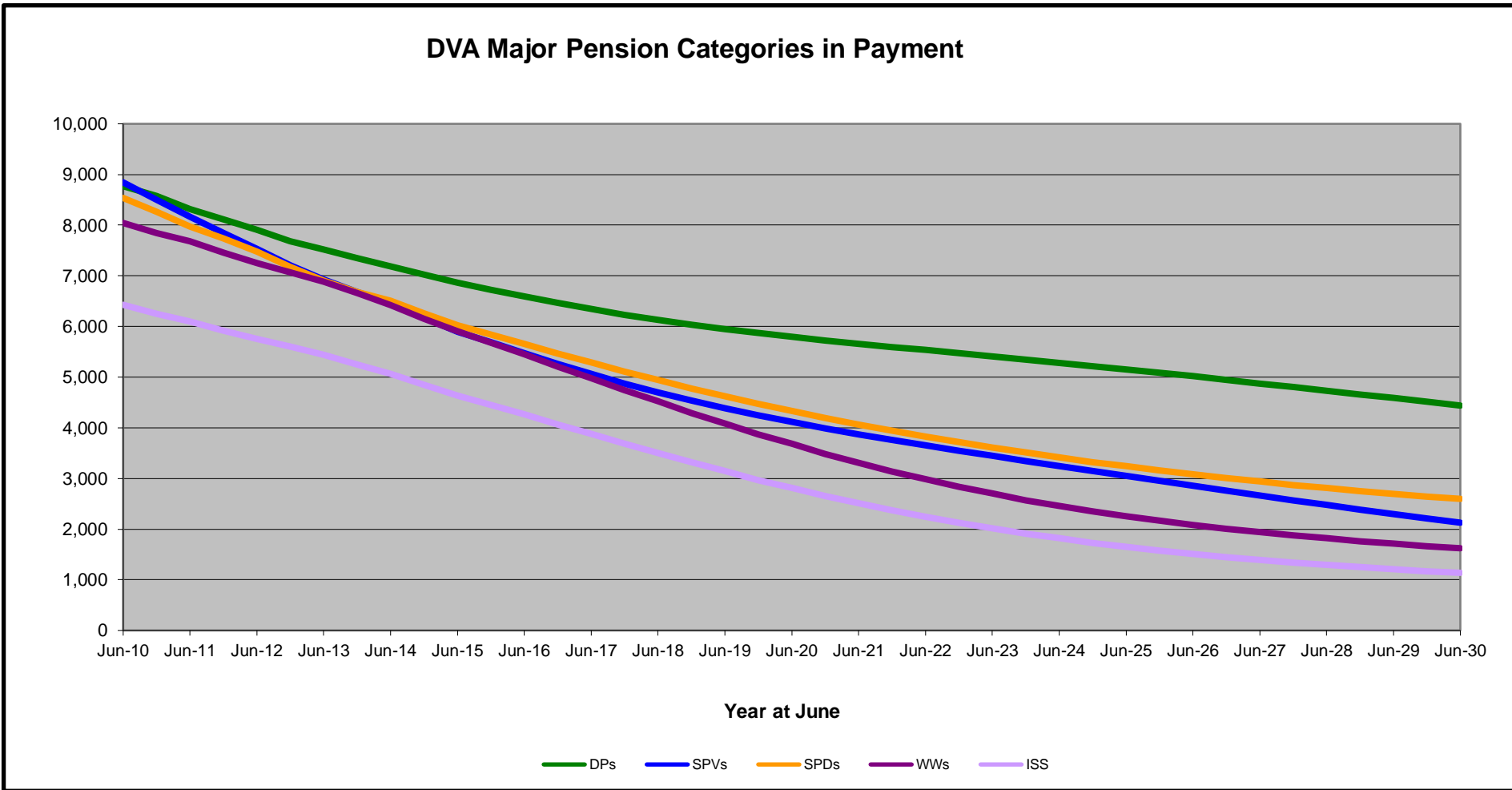
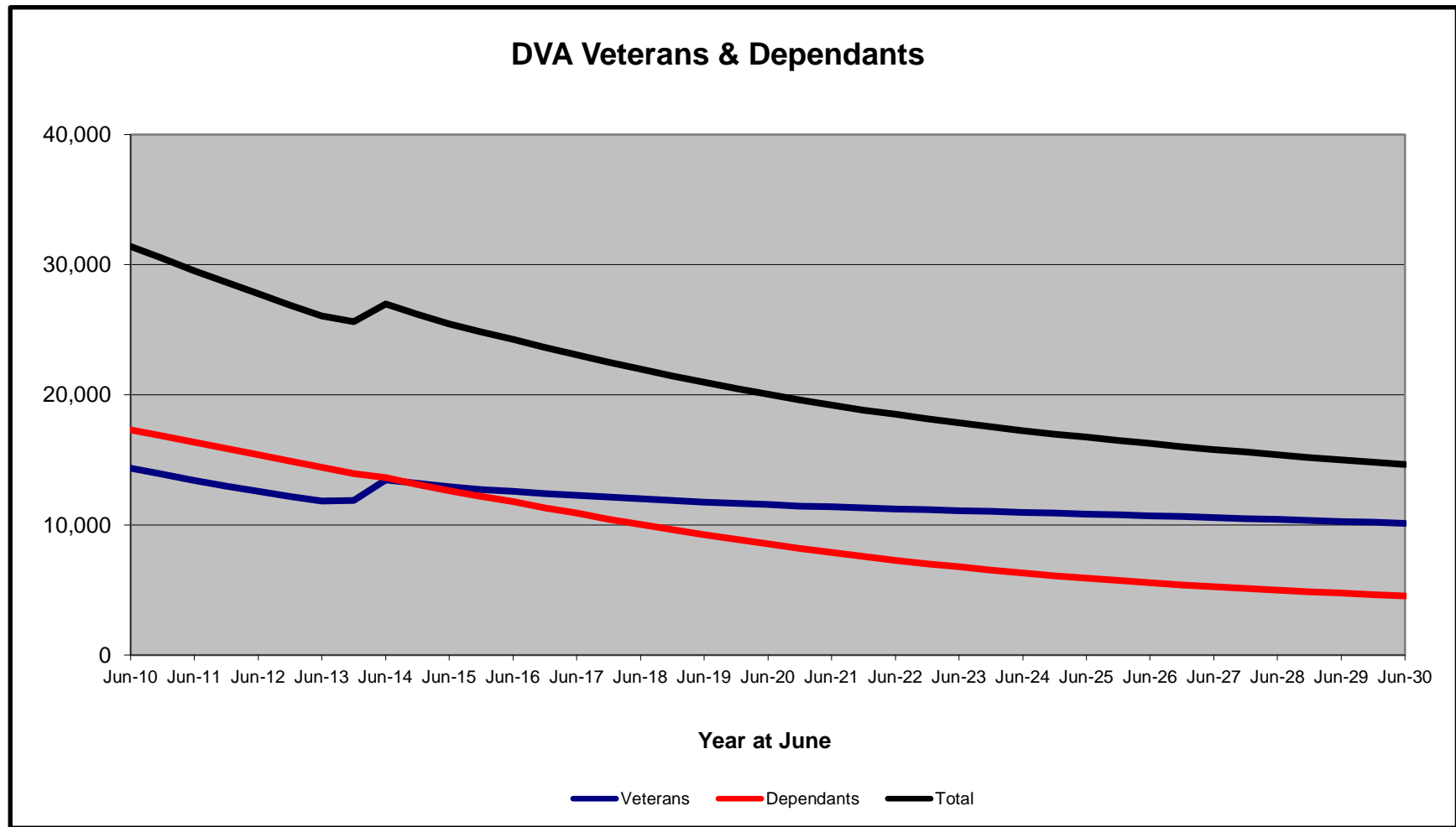
Date of Most Recent Actual Data : 1 Jan 2016
 Date When This Version is Current : 22 Feb 2016

DVA PROJECTED BENEFICIARY NUMBERS WITH ACTUALS TO 31 DECEMBER 2015 - SOUTH AUSTRALIA

Executive Summary of DVA Beneficiaries in Receipt of Pension(s), Allowance(s) or Health Care

BENEFICIARY CATEGORY	ACTUAL DATA							FORECAST DATA															
	June 2010	June 2011	June 2012	June 2013	June 2014	June 2015	Dec 2015	June 2016	June 2017	June 2018	June 2019	June 2020	June 2021	June 2022	June 2023	June 2024	June 2025	June 2026	June 2027	June 2028	June 2029	June 2030	
Veterans :																							
Disability Pensioners in Payment	8,769	8,319	7,906	7,518	7,185	6,866	6,723	6,600	6,300	6,100	6,000	5,800	5,700	5,500	5,400	5,300	5,200	5,000	4,900	4,700	4,600	4,400	
Age Pension Veterans (Included Above)	261	231	204	189	174	157	150	100	100	100	100	100	100	100	100	100	200	200	200	200	200	200	
Service Pension Veterans	8,844	8,165	7,531	6,923	6,452	5,889	5,685	5,500	5,100	4,700	4,400	4,100	3,900	3,700	3,400	3,200	3,000	2,900	2,700	2,500	2,300	2,100	
Disability Pensioner & Service Pension Veteran Overlap	4,903	4,639	4,382	4,109	3,917	3,689	3,602	3,500	3,300	3,200	3,100	2,900	2,800	2,700	2,500	2,400	2,300	2,100	1,900	1,800	1,600	1,500	
Treatment Cards, Allowances or Accepted Disabilities Only	1,649	1,584	1,546	1,520	3,718	3,874	3,914	4,000	4,200	4,400	4,500	4,600	4,600	4,700	4,800	4,800	4,900	4,900	5,000	5,000	5,000	5,100	
MRCA Veterans	n/a	n/a	n/a	n/a	1,042	1,264	1,335	1,500	1,700	1,800	2,000	2,100	2,200	2,300	2,400	2,400	2,500	2,600	2,600	2,700	2,700	2,800	
SRCA Veterans	n/a	n/a	n/a	n/a	3,291	3,341	3,356	3,400	3,400	3,500	3,500	3,600	3,600	3,600	3,700	3,700	3,700	3,800	3,800	3,800	3,800	3,800	
Total Veterans	14,359	13,429	12,601	11,852	13,441	12,940	12,720	12,600	12,300	12,000	11,800	11,600	11,400	11,200	11,100	11,000	10,800	10,700	10,600	10,400	10,300	10,100	
Dependants :																							
Service Pension Dependants	8,537	7,969	7,472	6,902	6,505	6,026	5,839	5,700	5,300	4,900	4,600	4,300	4,100	3,800	3,600	3,400	3,200	3,100	2,900	2,800	2,700	2,600	
War Widow(er)s	8,043	7,687	7,256	6,883	6,423	5,905	5,676	5,500	5,000	4,500	4,100	3,700	3,300	3,000	2,700	2,500	2,300	2,100	1,900	1,800	1,700	1,600	
Orphans	13	14	12	14	12	10	10	10	10	10	10	10	10	10	10	10	10	10	10	10	10	10	
Adequate Means of Support (a)	48	45	45	44	43	43	43	40	40	40	40	40	40	40	40	40	40	30	30	30	30	30	
Age Pension Partners	203	188	167	154	147	130	130	100	100	100	100	100	100	0	0	0	0	0	0	0	0	0	
Commonwealth Seniors Health Cards Dependants	404	396	372	343	295	266	266	300	200	200	200	200	100	100	100	100	100	100	100	100	100	100	
Defence Force Income Support Supplement Dependants	467	440	425	401	372	355	355	300	300	300	300	200	200	200	200	200	200	100	100	100	100	100	
MRCA Dependants	n/a	n/a	n/a	n/a	3	3	3	0	0	0	0	0	0	0	0	0	0	0	0	0	0	0	
Other Dependants	22	20	25	32	156	155	141	100	100	200	200	200	200	200	200	200	200	200	200	200	200	200	
Total Overlap Between Dependant Categories	436	415	386	346	298	258	259	200	200	200	200	100	100	100	100	100	100	100	100	100	100	100	
Total Dependants	17,301	16,344	15,388	14,427	13,658	12,635	12,204	11,800	10,900	10,100	9,300	8,500	7,900	7,300	6,800	6,300	5,900	5,600	5,300	5,000	4,800	4,500	
Total Veterans and Total Dependants Overlap	259	237	216	197	127	112	103	100	100	100	100	100	0	0	0	0	0	0	0	0	0	0	
Nett Total Clients *	31,401	29,536	27,773	26,082	26,972	25,463	24,821	24,300	23,100	22,000	21,000	20,000	19,200	18,500	17,800	17,300	16,700	16,300	15,800	15,400	15,000	14,600	

* - From June 2014 this report contains a more complete count of total DVA clients. The previous count; Net Total Beneficiaries; included all persons receiving a VEA pension/allowance or holding a treatment or pharmaceutical entitlement card. In contrast, the Nett Total DVA Client count also includes any veteran with one or more service related disabilities accepted under the SRCA or the MRCA as well as dependent children of veterans currently receiving student payments under the VCES or MRCAETS.



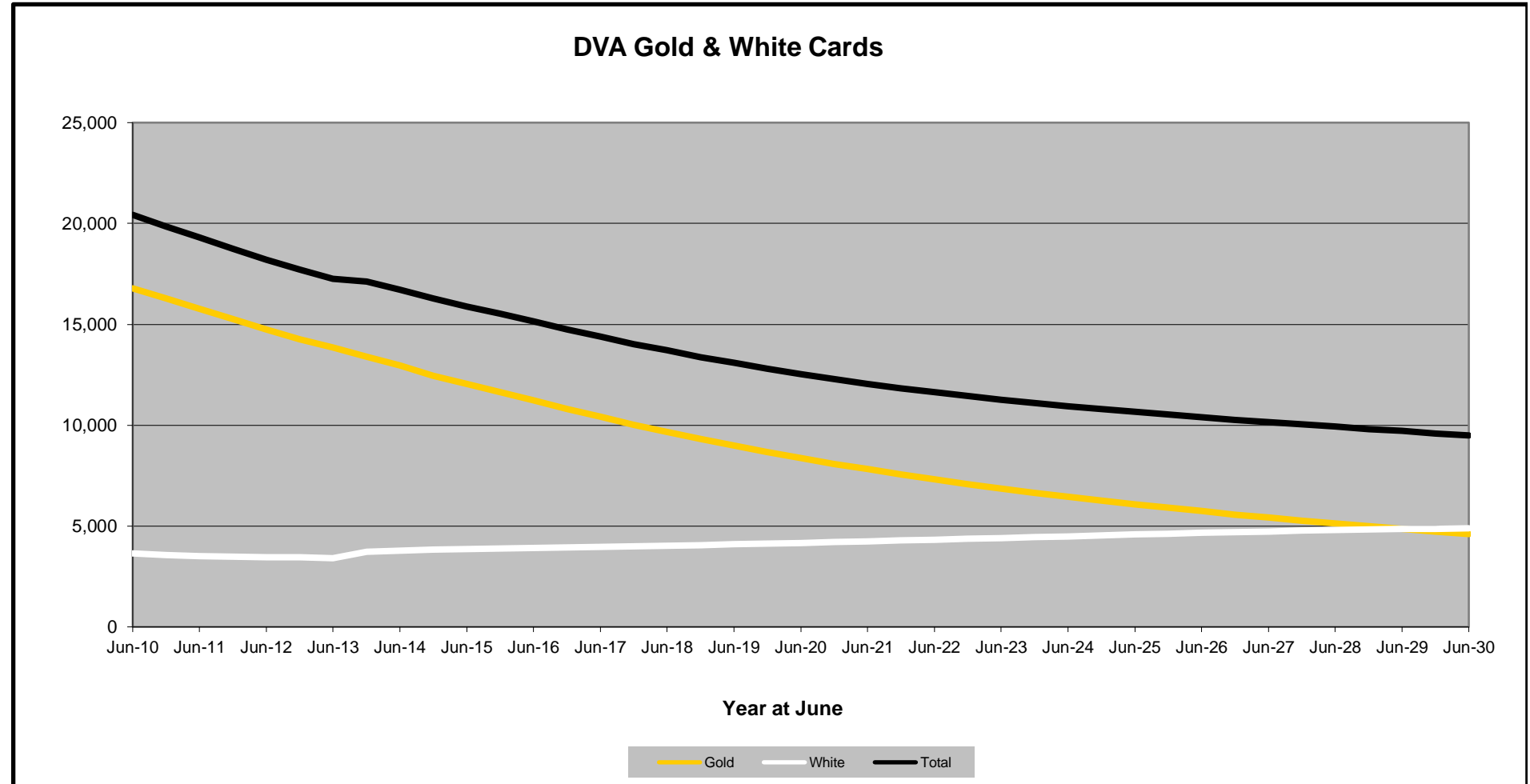
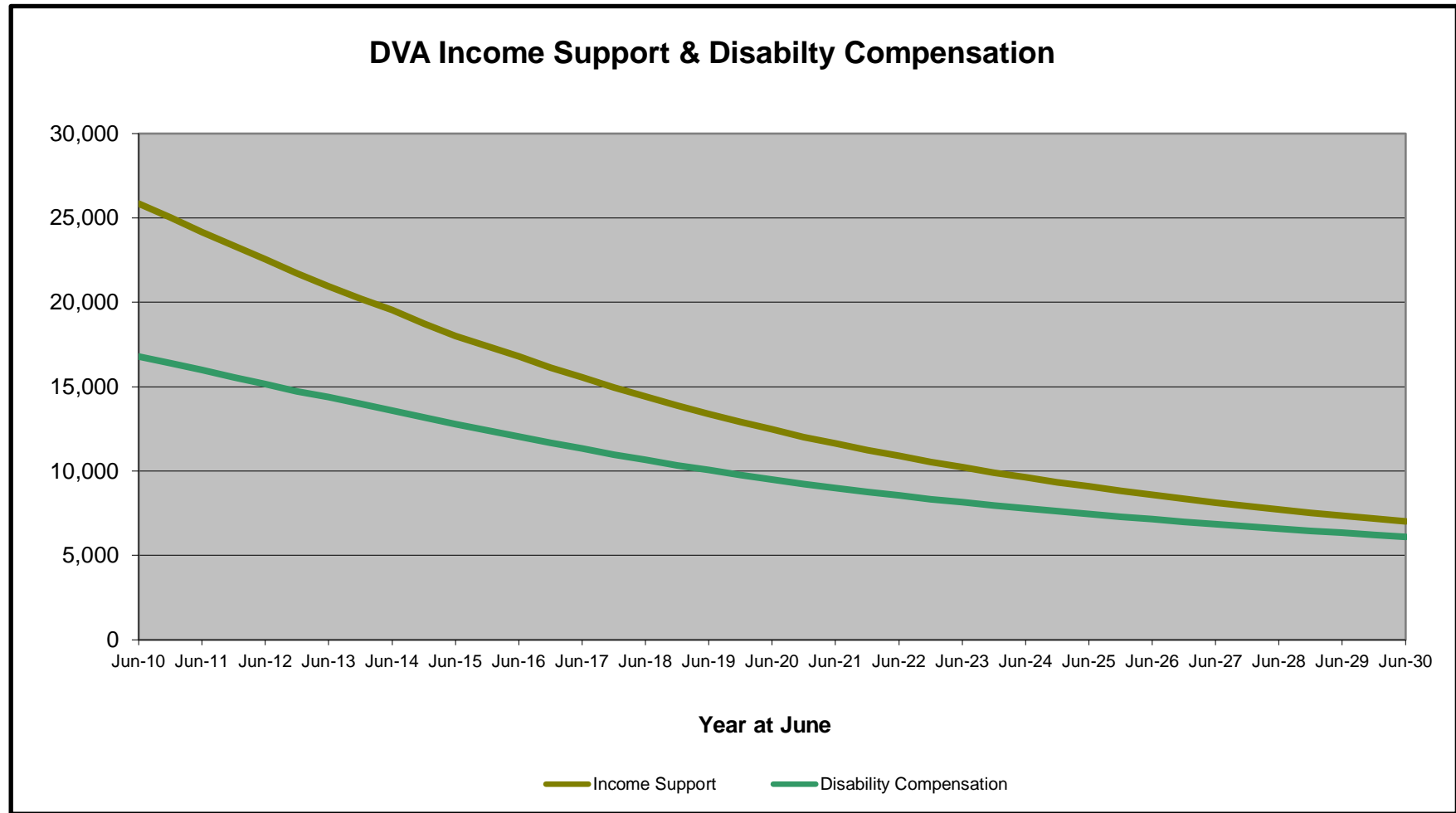
Date of Most Recent Actual Data : 1 Jan 2016
 Date When This Version is Current : 22 Feb 2016

Continued next page

DVA PROJECTED BENEFICIARY NUMBERS WITH ACTUALS TO 31 DECEMBER 2015 - SOUTH AUSTRALIA

Executive Summary of DVA Beneficiaries in Receipt of Pension(s), Allowance(s) or Health Care

BENEFICIARY CATEGORY (Subsets of Net Total Beneficiaries on Previous Page)	ACTUAL DATA							FORECAST DATA															
	June 2010	June 2011	June 2012	June 2013	June 2014	June 2015	Dec 2015	June 2016	June 2017	June 2018	June 2019	June 2020	June 2021	June 2022	June 2023	June 2024	June 2025	June 2026	June 2027	June 2028	June 2029	June 2030	
Health Treatment Card Holders :																							
Gold Cards	16,784	15,781	14,738	13,844	12,949	12,032	11,641	11,200	10,400	9,700	9,000	8,400	7,800	7,300	6,900	6,500	6,100	5,700	5,400	5,100	4,900	4,600	
White Cards	3,643	3,518	3,465	3,405	3,780	3,857	3,874	3,900	4,000	4,000	4,100	4,200	4,200	4,300	4,400	4,500	4,600	4,700	4,700	4,800	4,900	4,900	
Total Health Treatment Cards	20,427	19,299	18,203	17,249	16,729	15,889	15,515	15,100	14,400	13,700	13,100	12,500	12,100	11,600	11,300	10,900	10,700	10,400	10,200	9,900	9,700	9,500	
Repatriation Pharmaceutical Benefits Cards (Orange Cards)	1,397	1,215	1,044	884	748	607	538	500	400	300	200	200	100	100	100	0	0	0	0	0	0	0	
Other Income Support Categories:																							
Income Support Supplement	6,428	6,097	5,752	5,445	5,064	4,636	4,456	4,300	3,900	3,500	3,100	2,800	2,500	2,200	2,000	1,800	1,700	1,500	1,400	1,300	1,200	1,100	
Age Pensioners	464	419	371	343	322	288	281	300	200	200	200	200	200	200	200	200	200	200	200	200	200	200	
Commonwealth Seniors Health Cards	660	634	576	519	434	390	392	400	300	300	300	300	200	200	200	200	200	200	200	200	100	100	
Defence Force Income Support Supplement (DFISA)	1,257	1,191	1,142	1,067	983	968	950	900	900	900	900	900	900	900	900	900	900	900	1,000	1,000	1,000	1,000	
Total Income Support Beneficiaries (a)	25,849	24,165	22,565	20,949	19,541	18,003	17,407	16,800	15,600	14,400	13,400	12,500	11,600	10,900	10,200	9,600	9,100	8,600	8,100	7,700	7,400	7,000	
Total Disability Compensation Beneficiaries (b)	16,788	15,986	15,145	14,390	13,598	12,769	12,400	12,000	11,300	10,700	10,100	9,500	9,000	8,600	8,200	7,800	7,500	7,100	6,900	6,600	6,300	6,100	



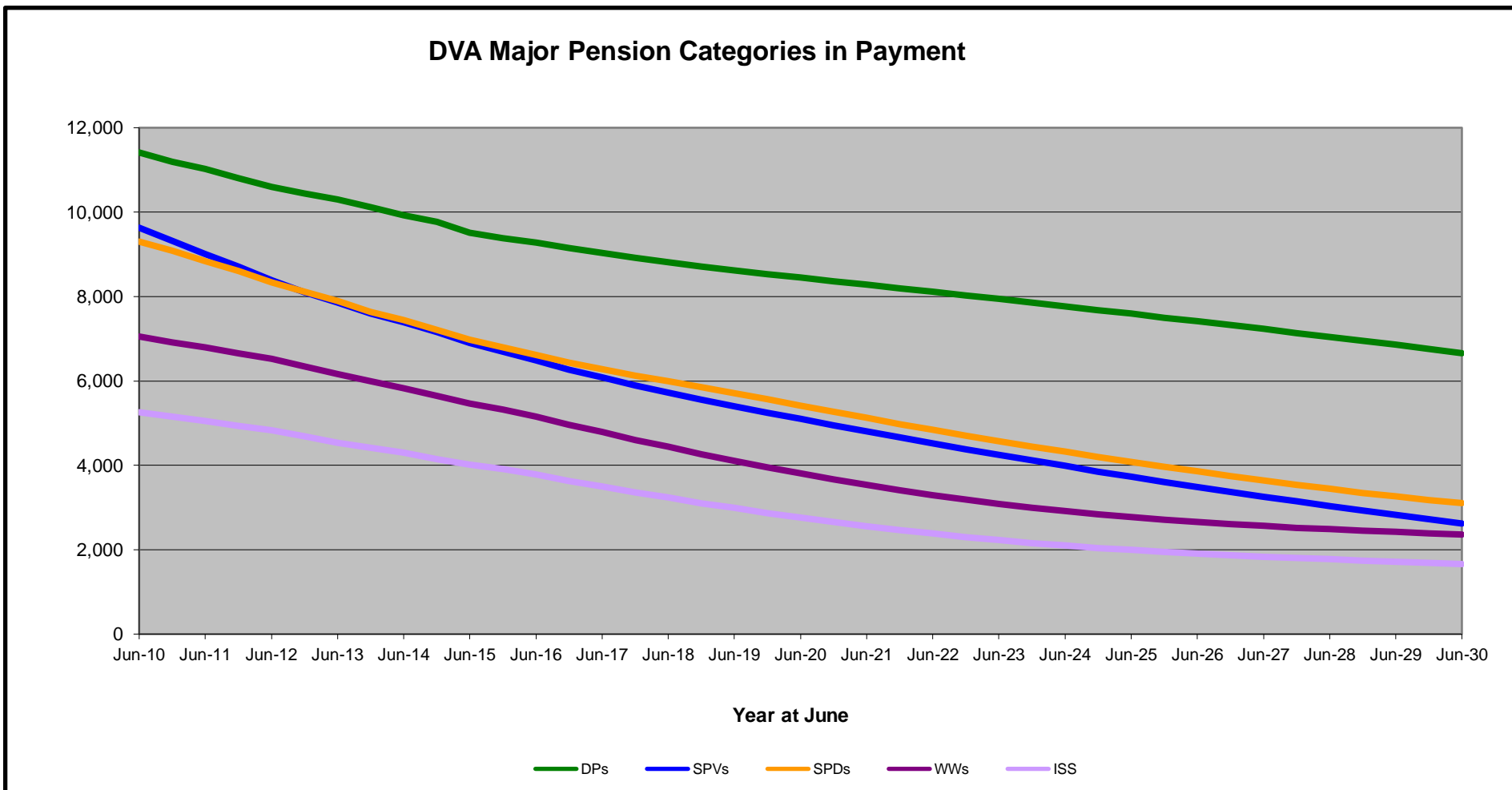
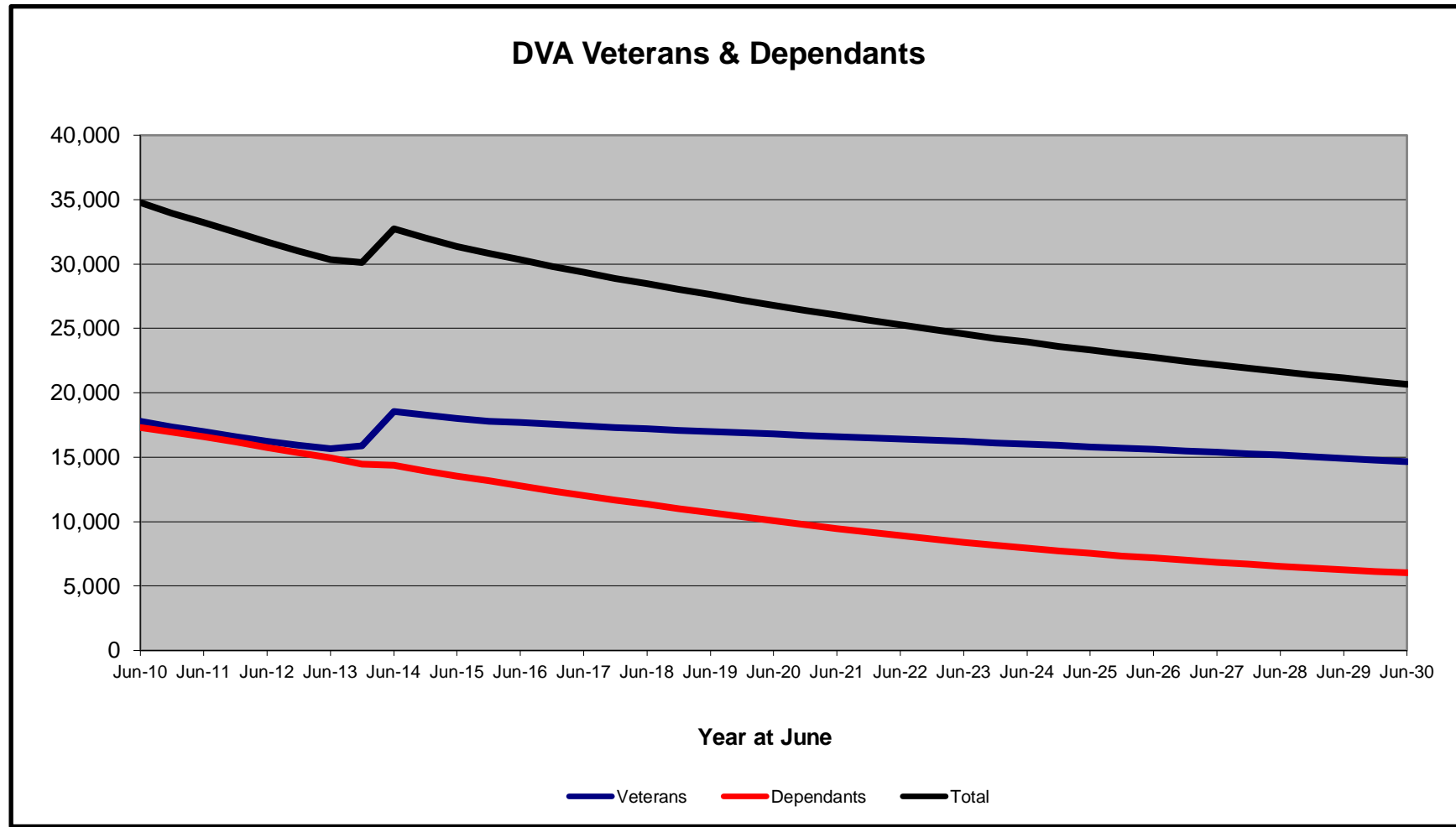
Date of Most Recent Actual Data : 1 Jan 2016
 Date When This Version is Current : 22 Feb 2016

DVA PROJECTED BENEFICIARY NUMBERS WITH ACTUALS TO 31 DECEMBER 2015 - WESTERN AUSTRALIA

Executive Summary of DVA Beneficiaries in Receipt of Pension(s), Allowance(s) or Health Care

BENEFICIARY CATEGORY	ACTUAL DATA							FORECAST DATA															
	June 2010	June 2011	June 2012	June 2013	June 2014	June 2015	Dec 2015	June 2016	June 2017	June 2018	June 2019	June 2020	June 2021	June 2022	June 2023	June 2024	June 2025	June 2026	June 2027	June 2028	June 2029	June 2030	
Veterans :																							
Disability Pensioners in Payment	11,413	11,025	10,599	10,294	9,927	9,515	9,387	9,300	9,000	8,800	8,600	8,400	8,300	8,100	7,900	7,800	7,600	7,400	7,200	7,000	6,900	6,700	
Age Pension Veterans (Included Above)	227	219	204	201	194	190	189	200	200	200	200	200	200	200	200	200	200	200	200	200	200	200	
Service Pension Veterans	9,630	9,013	8,383	7,859	7,385	6,893	6,689	6,500	6,100	5,700	5,400	5,100	4,800	4,500	4,200	4,000	3,700	3,500	3,300	3,000	2,800	2,600	
Disability Pensioner & Service Pension Veteran Overlap	5,658	5,369	5,083	4,868	4,629	4,380	4,312	4,200	4,000	3,900	3,700	3,500	3,400	3,200	3,000	2,800	2,600	2,500	2,300	2,100	1,900	1,800	
Treatment Cards, Allowances or Accepted Disabilities Only	2,420	2,308	2,345	2,387	5,866	5,963	6,041	6,200	6,400	6,500	6,700	6,800	6,900	7,000	7,000	7,100	7,100	7,200	7,200	7,200	7,200	7,200	
MRCA Veterans	n/a	n/a	n/a	n/a	1,669	1,861	2,010	2,200	2,400	2,600	2,800	2,900	3,100	3,200	3,200	3,300	3,400	3,400	3,500	3,500	3,600	3,600	
SRCA Veterans	n/a	n/a	n/a	n/a	5,680	5,740	5,766	5,800	5,900	6,000	6,100	6,100	6,200	6,300	6,300	6,400	6,400	6,400	6,400	6,400	6,400	6,400	
Total Veterans	17,805	16,977	16,244	15,672	18,551	17,991	17,805	17,700	17,400	17,200	17,000	16,800	16,600	16,400	16,200	16,000	15,800	15,600	15,400	15,200	14,900	14,700	
Dependants :																							
Service Pension Dependants	9,301	8,837	8,334	7,900	7,441	6,981	6,790	6,600	6,300	6,000	5,700	5,400	5,100	4,800	4,600	4,300	4,100	3,900	3,600	3,400	3,300	3,100	
War Widow(er)s	7,052	6,798	6,524	6,163	5,832	5,459	5,317	5,100	4,800	4,400	4,100	3,800	3,500	3,300	3,100	2,900	2,800	2,700	2,600	2,500	2,400	2,400	
Orphans	16	12	6	7	8	10	10	10	10	10	10	10	10	10	20	20	20	20	20	20	20	20	
Adequate Means of Support (a)	32	29	28	27	25	25	24	20	20	20	20	20	20	20	20	20	20	20	20	20	20	20	
Age Pension Partners	199	195	191	176	165	162	162	200	100	100	100	100	100	100	100	100	100	100	0	0	0	0	
Commonwealth Seniors Health Cards Dependants	680	676	623	583	503	496	480	500	400	400	400	400	300	300	300	200	200	200	200	200	200	100	
Defence Force Income Support Supplement Dependants	609	613	589	552	536	521	504	500	400	400	400	400	300	300	300	300	200	200	200	200	200	200	
MRCA Dependants	n/a	n/a	n/a	n/a	21	20	22	20	20	20	20	20	20	20	20	20	20	20	20	20	20	20	
Other Dependants	36	36	50	60	283	272	273	300	300	300	300	300	300	300	300	300	300	300	300	300	300	300	
Total Overlap Between Dependant Categories	619	610	578	532	457	434	425	400	400	300	300	300	300	200	200	200	200	200	100	100	100	100	
Total Dependants	17,306	16,586	15,767	14,936	14,357	13,512	13,157	12,800	12,000	11,400	10,700	10,100	9,500	8,900	8,400	8,000	7,500	7,200	6,800	6,500	6,300	6,000	
Total Veterans and Total Dependants Overlap	340	319	286	264	165	149	141	100	100	100	100	100	100	0	0	0	0	0	0	0	0	0	
Nett Total Clients *	34,771	33,244	31,725	30,344	32,743	31,354	30,821	30,400	29,400	28,500	27,600	26,800	26,000	25,300	24,600	23,900	23,300	22,700	22,200	21,700	21,200	20,700	

* - From June 2014 this report contains a more complete count of total DVA clients. The previous count; Net Total Beneficiaries; included all persons receiving a VEA pension/allowance or holding a treatment or pharmaceutical entitlement card. In contrast, the Nett Total DVA Client count also includes any veteran with one or more service related disabilities accepted under the SRCA or the MRCA as well as dependent children of veterans currently receiving student payments under the VCES or MRCAETS.



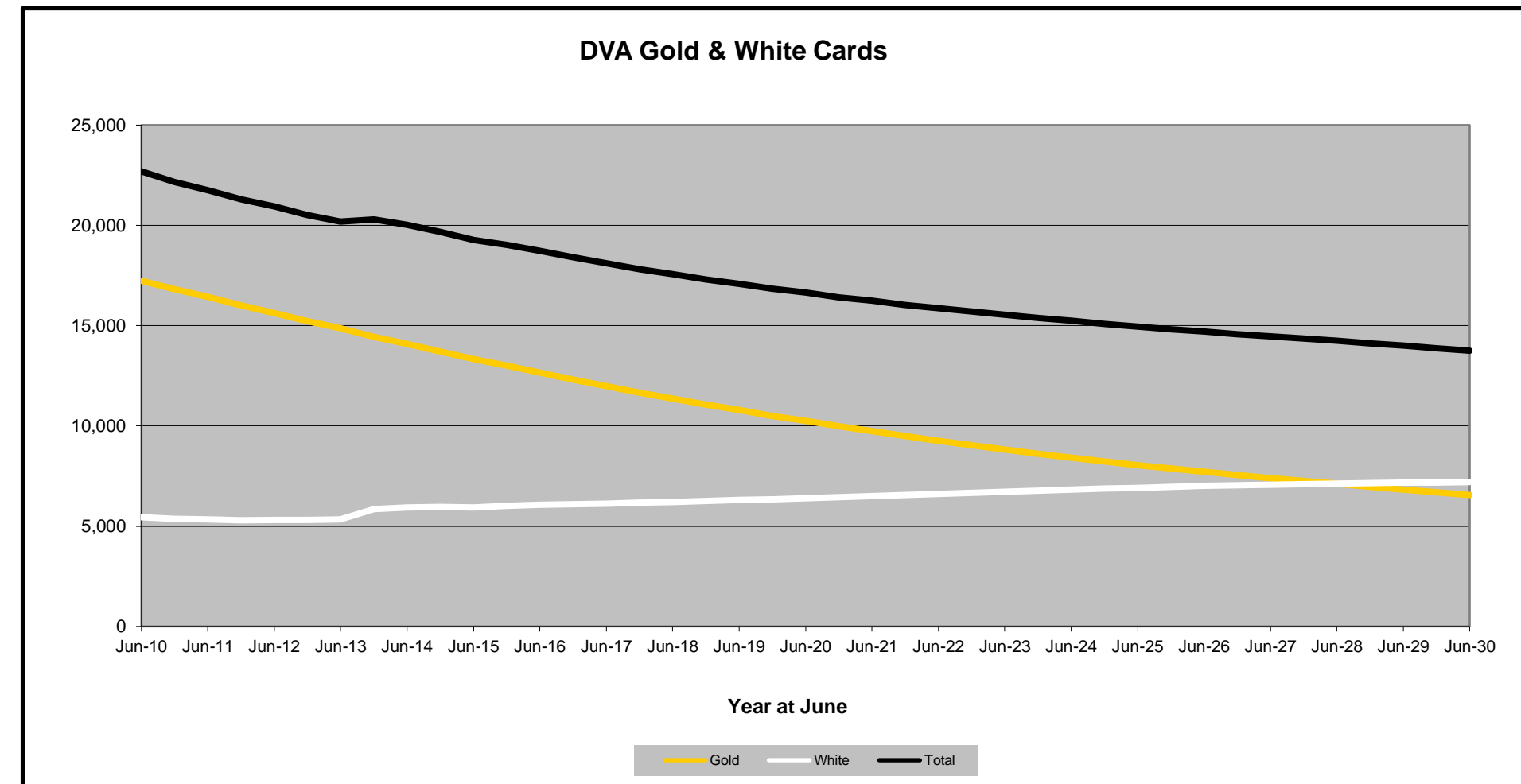
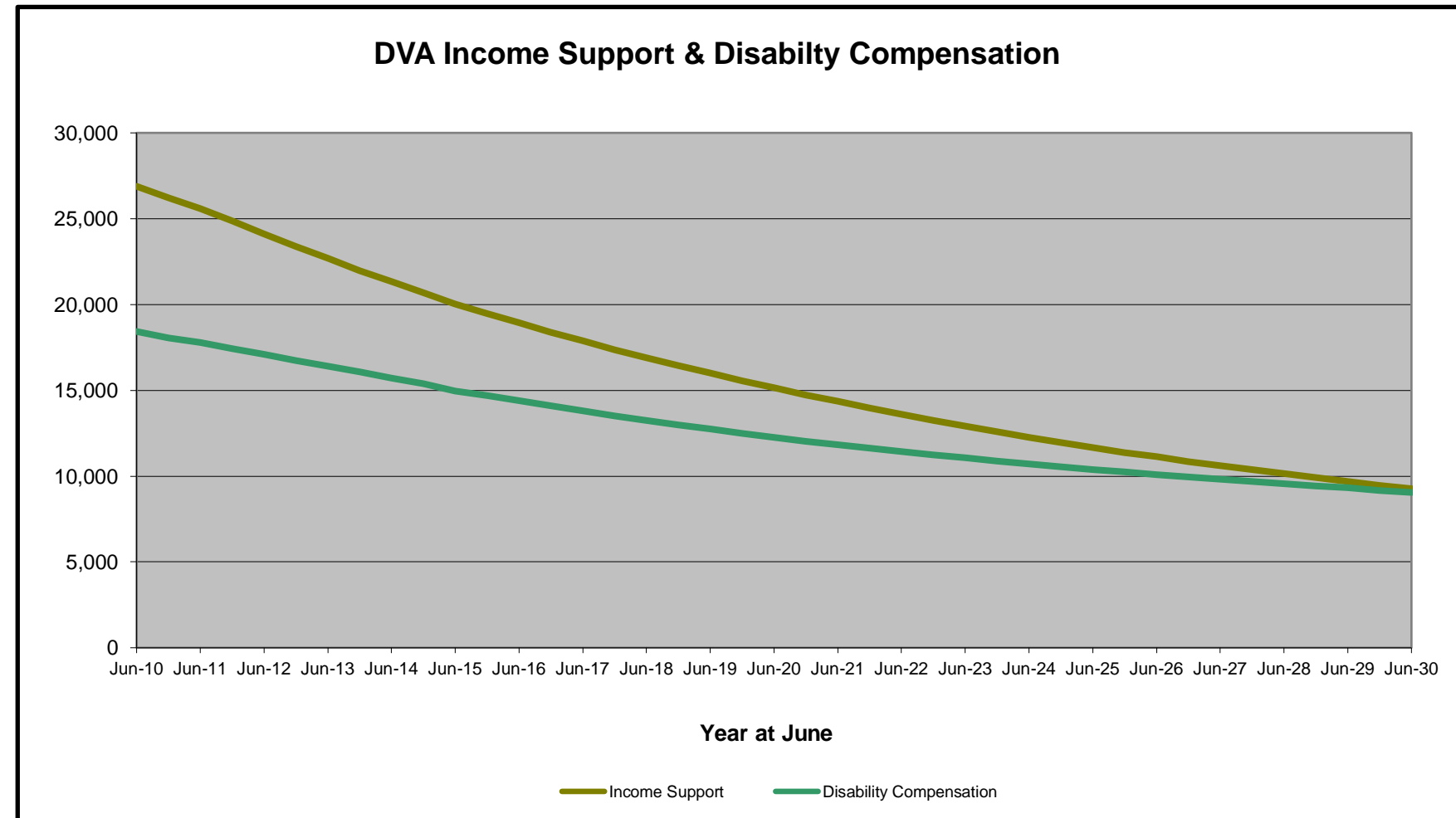
Date of Most Recent Actual Data : 1 Jan 2016
 Date When This Version is Current : 22 Feb 2016

Continued next page

DVA PROJECTED BENEFICIARY NUMBERS WITH ACTUALS TO 31 DECEMBER 2015 - WESTERN AUSTRALIA

Executive Summary of DVA Beneficiaries in Receipt of Pension(s), Allowance(s) or Health Care

BENEFICIARY CATEGORY (Subsets of Net Total Beneficiaries on Previous Page)	ACTUAL DATA							FORECAST DATA															
	June 2010	June 2011	June 2012	June 2013	June 2014	June 2015	Dec 2015	June 2016	June 2017	June 2018	June 2019	June 2020	June 2021	June 2022	June 2023	June 2024	June 2025	June 2026	June 2027	June 2028	June 2029	June 2030	
Health Treatment Card Holders :																							
Gold Cards	17,238	16,428	15,639	14,861	14,099	13,341	13,000	12,700	12,000	11,400	10,800	10,200	9,700	9,300	8,800	8,400	8,000	7,700	7,400	7,100	6,800	6,600	
White Cards	5,458	5,330	5,302	5,331	5,921	5,945	6,020	6,100	6,100	6,200	6,300	6,400	6,500	6,600	6,700	6,800	6,900	7,000	7,100	7,100	7,200	7,200	
Total Health Treatment Cards	22,696	21,758	20,941	20,192	20,020	19,286	19,020	18,700	18,100	17,600	17,100	16,600	16,200	15,900	15,500	15,200	15,000	14,700	14,500	14,200	14,000	13,800	
Repatriation Pharmaceutical Benefits Cards (Orange Cards)	1,375	1,208	1,035	882	758	624	551	500	400	300	200	200	100	100	100	0	0	0	0	0	0	0	
Other Income Support Categories:																							
Income Support Supplement	5,257	5,052	4,835	4,529	4,297	4,014	3,909	3,800	3,500	3,200	3,000	2,800	2,600	2,400	2,200	2,100	2,000	1,900	1,800	1,800	1,700	1,700	
Age Pensioners	426	414	395	377	367	359	357	300	300	300	300	300	300	300	300	300	300	300	300	300	300	300	
Commonwealth Seniors Health Cards	1,072	1,049	972	910	762	700	682	700	600	600	500	500	500	400	400	400	400	300	300	300	300	300	
Defence Force Income Support Supplement (DFISA)	1,502	1,518	1,458	1,380	1,340	1,304	1,283	1,300	1,300	1,300	1,300	1,300	1,300	1,300	1,400	1,400	1,400	1,400	1,500	1,500	1,500	1,500	
Total Income Support Beneficiaries (a)	26,886	25,591	24,096	22,685	21,348	20,014	19,479	18,900	17,900	16,900	16,000	15,200	14,400	13,600	12,900	12,300	11,700	11,100	10,600	10,100	9,700	9,300	
Total Disability Compensation Beneficiaries (b)	18,427	17,779	17,080	16,420	15,727	14,949	14,683	14,400	13,800	13,300	12,700	12,300	11,800	11,400	11,100	10,700	10,400	10,100	9,800	9,600	9,300	9,000	



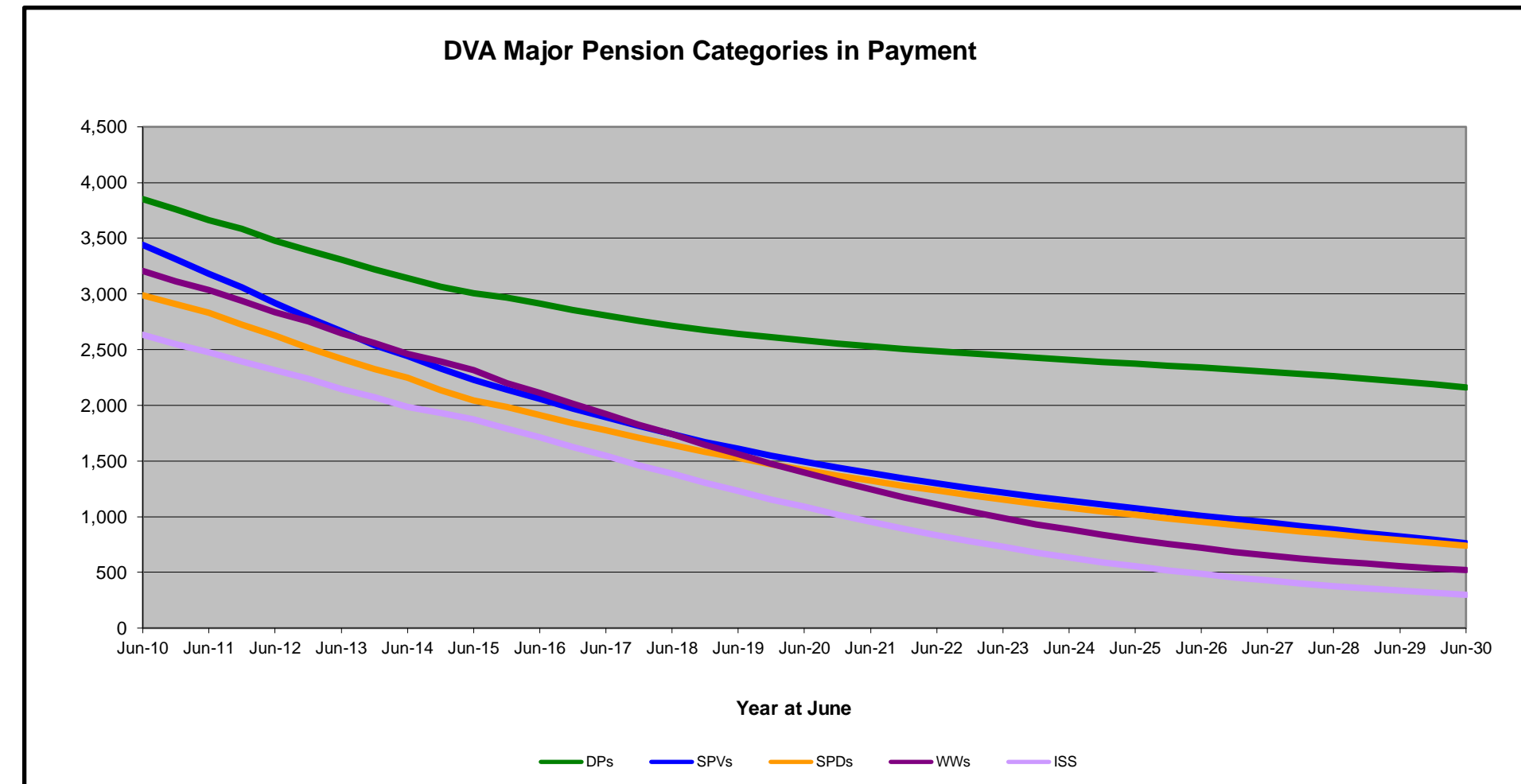
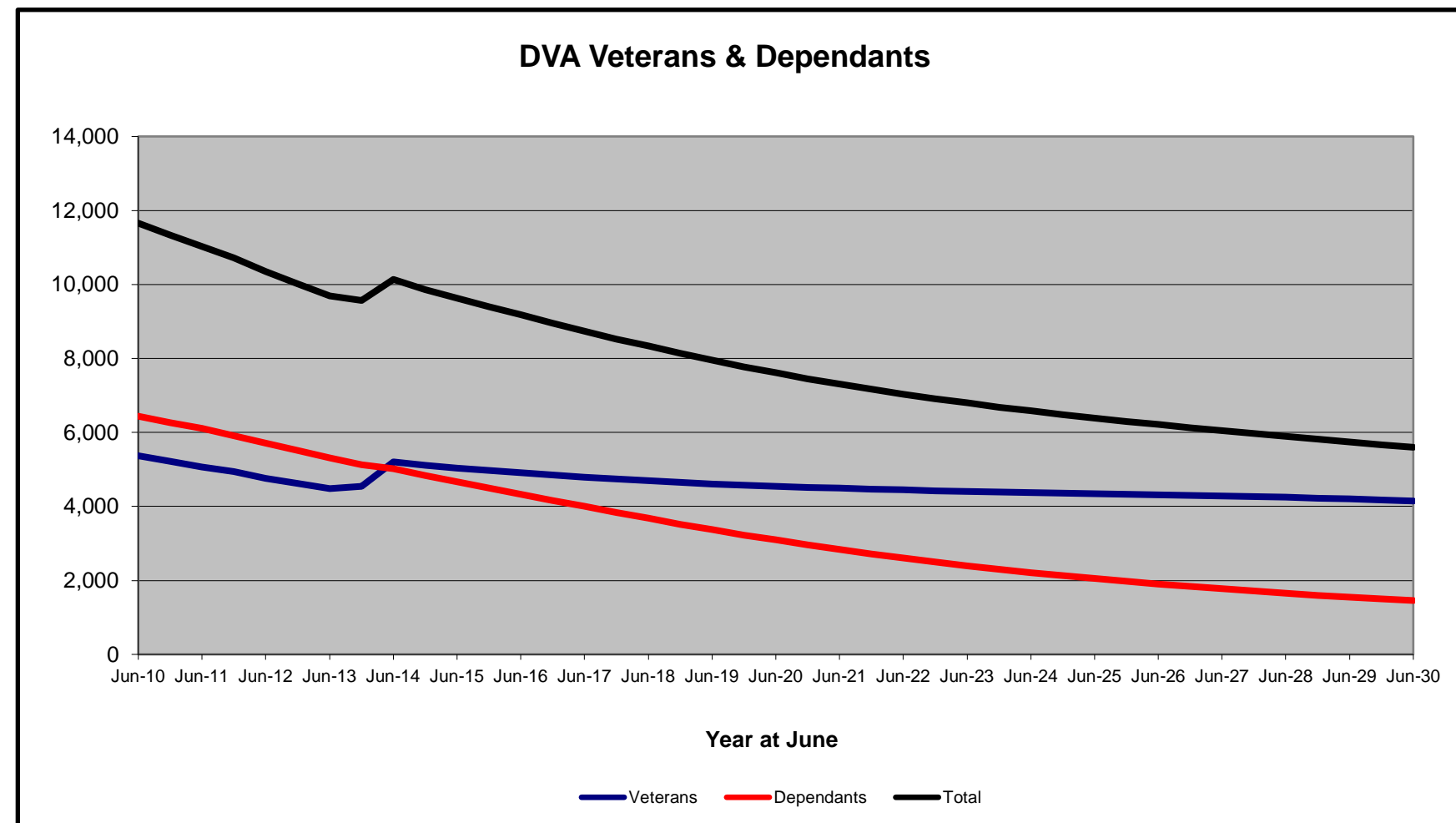
Date of Most Recent Actual Data : 1 Jan 2016
 Date When This Version is Current : 22 Feb 2016

DVA PROJECTED BENEFICIARY NUMBERS WITH ACTUALS TO 31 DECEMBER 2015 - TASMANIA *

Executive Summary of DVA Beneficiaries in Receipt of Pension(s), Allowance(s) or Health Care

BENEFICIARY CATEGORY	ACTUAL DATA							FORECAST DATA															
	June 2010	June 2011	June 2012	June 2013	June 2014	June 2015	Dec 2015	June 2016	June 2017	June 2018	June 2019	June 2020	June 2021	June 2022	June 2023	June 2024	June 2025	June 2026	June 2027	June 2028	June 2029	June 2030	
Veterans :																							
Disability Pensioners in Payment	3,851	3,664	3,477	3,306	3,144	3,005	2,969	2,900	2,800	2,700	2,600	2,600	2,500	2,500	2,400	2,400	2,400	2,300	2,300	2,300	2,200	2,200	
Age Pension Veterans (Included Above)	64	58	56	56	56	57	59	100	100	100	100	100	100	100	100	100	100	100	100	100	100	100	
Service Pension Veterans	3,440	3,179	2,916	2,666	2,444	2,226	2,142	2,100	1,900	1,700	1,600	1,500	1,400	1,300	1,200	1,100	1,100	1,000	900	800	800	800	
Disability Pensioner & Service Pension Veteran Overlap	2,410	2,259	2,122	1,963	1,818	1,680	1,638	1,600	1,500	1,400	1,300	1,200	1,100	1,100	1,000	1,000	900	800	800	700	700	600	
Treatment Cards, Allowances or Accepted Disabilities Only	488	482	490	477	1,433	1,487	1,498	1,500	1,600	1,600	1,600	1,700	1,700	1,700	1,800	1,800	1,800	1,800	1,800	1,800	1,800	1,900	
MRCA Veterans	n/a	n/a	n/a	n/a	312	364	392	400	500	500	500	500	600	600	600	600	700	700	700	700	700	700	
SRCA Veterans	n/a	n/a	n/a	n/a	1,622	1,638	1,653	1,700	1,700	1,700	1,700	1,700	1,700	1,800	1,800	1,800	1,800	1,800	1,800	1,800	1,800	1,700	
Total Veterans	5,369	5,066	4,761	4,486	5,203	5,038	4,971	4,900	4,800	4,700	4,600	4,500	4,500	4,400	4,400	4,400	4,300	4,300	4,300	4,200	4,200	4,100	
Dependants :																							
Service Pension Dependants	2,987	2,829	2,629	2,419	2,247	2,043	1,984	1,900	1,800	1,600	1,500	1,400	1,300	1,200	1,200	1,100	1,000	1,000	900	800	800	700	
War Widow(er)s	3,206	3,034	2,838	2,648	2,462	2,314	2,198	2,100	1,900	1,700	1,600	1,400	1,200	1,100	1,000	900	800	700	700	600	600	500	
Orphans	3	1	1	0	3	3	1	0	0	0	0	0	0	0	0	0	0	0	0	10	10	10	
Adequate Means of Support (a)	23	23	22	22	22	20	20	20	20	20	20	20	20	20	20	20	20	20	20	20	20	20	
Age Pension Partners	42	42	43	41	40	42	43	0	0	0	0	0	0	0	0	0	0	0	0	0	0	0	
Commonwealth Seniors Health Cards Dependants	92	83	80	72	57	54	55	100	0	0	0	0	0	0	0	0	0	0	0	0	0	0	
Defence Force Income Support Supplement Dependants	166	174	176	174	168	166	167	200	200	100	100	100	100	100	100	100	100	100	100	100	100	100	
MRCA Dependants	n/a	n/a	n/a	n/a	0	1	3	0	0	0	0	0	0	0	0	0	0	0	0	0	0	0	
Other Dependants	11	11	11	13	96	88	90	100	100	100	100	100	100	100	100	100	100	100	100	100	100	100	
Total Overlap Between Dependant Categories	92	87	83	76	69	66	68	100	100	100	100	0	0	0	0	0	0	0	0	0	0	0	
Total Dependants	6,438	6,110	5,717	5,313	5,026	4,665	4,493	4,300	4,000	3,700	3,400	3,100	2,800	2,600	2,400	2,200	2,000	1,900	1,800	1,700	1,600	1,500	
Total Veterans and Total Dependants Overlap	151	143	127	109	87	70	60	100	0	0	0	0	0	0	0	0	0	0	0	0	0	0	
Nett Total Clients *	11,656	11,033	10,351	9,690	10,142	9,633	9,404	9,200	8,700	8,300	8,000	7,600	7,300	7,000	6,800	6,600	6,400	6,200	6,000	5,900	5,700	5,600	

* - From June 2014 this report contains a more complete count of total DVA clients. The previous count; Net Total Beneficiaries; included all persons receiving a VEA pension/allowance or holding a treatment or pharmaceutical entitlement card. In contrast, the Nett Total DVA Client count also includes any veteran with one or more service related disabilities accepted under the SRCA or the MRCA as well as dependent children of veterans currently receiving student payments under the VCES or MRCAETS.



Date of Most Recent Actual Data : 1 Jan 2016
Date When This Version is Current : 22 Feb 2016

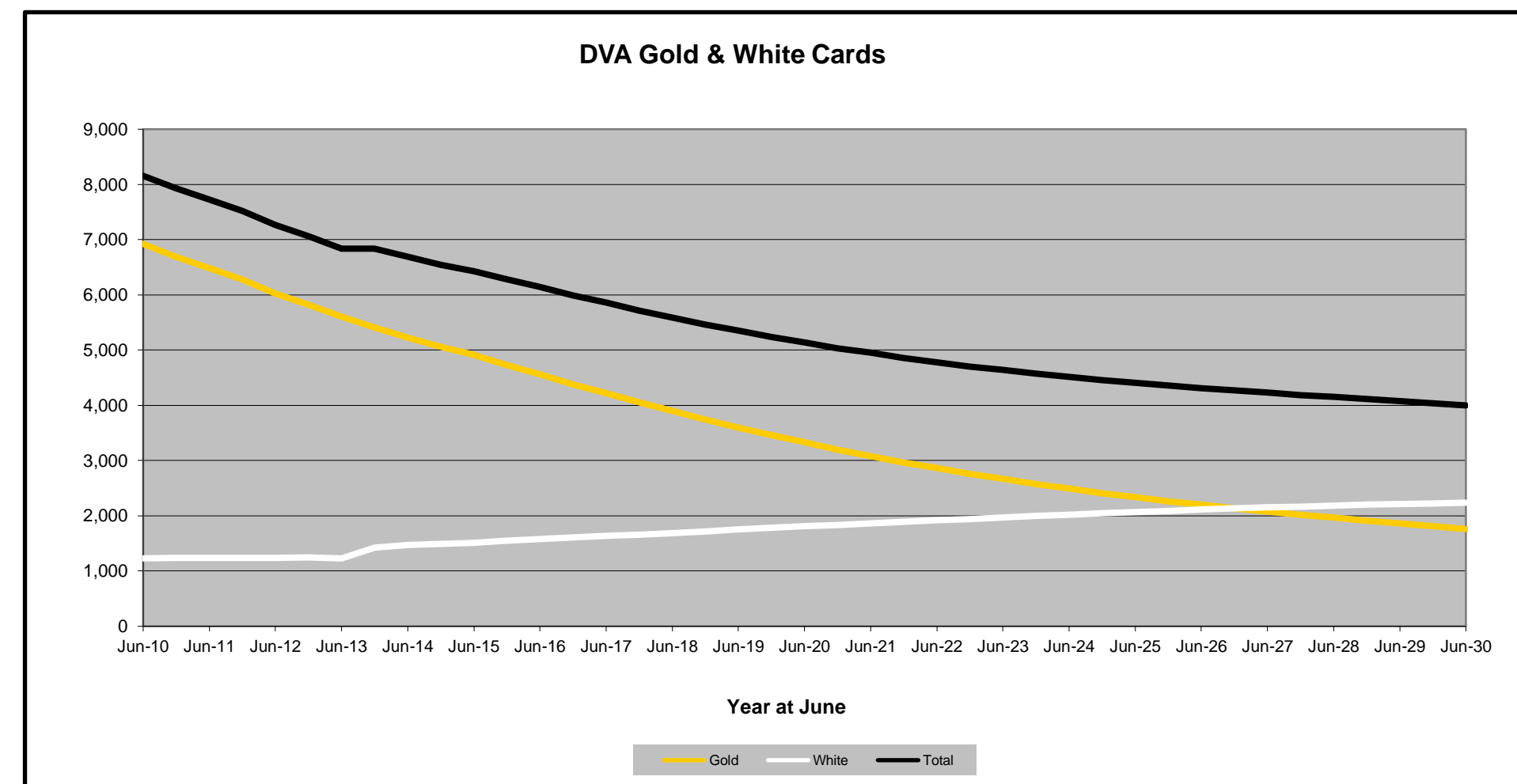
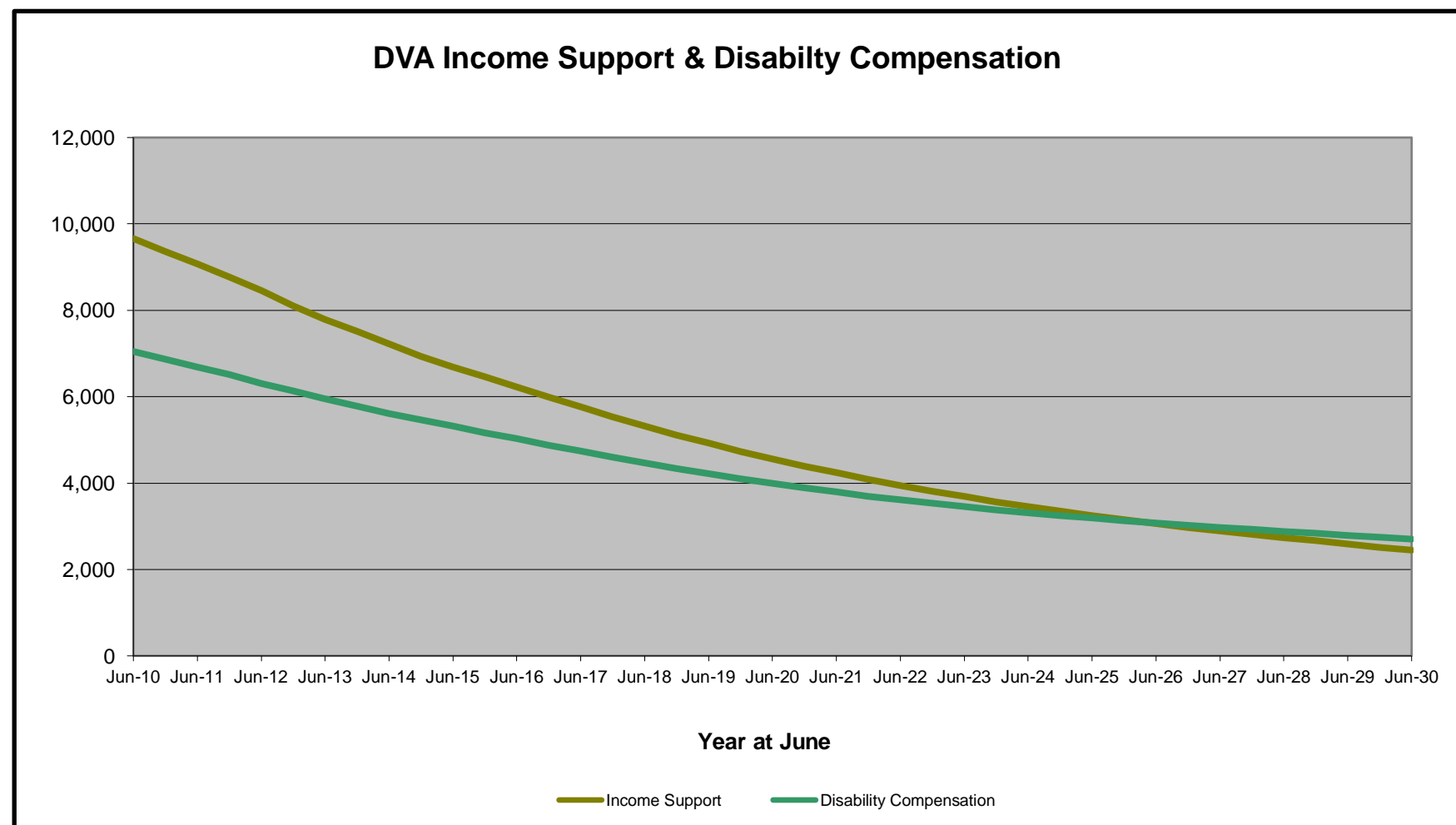
Continued next page

DVA PROJECTED BENEFICIARY NUMBERS WITH ACTUALS TO 31 DECEMBER 2015 - TASMANIA *

Executive Summary of DVA Beneficiaries in Receipt of Pension(s), Allowance(s) or Health Care

BENEFICIARY CATEGORY (Subsets of Net Total Beneficiaries on Previous Page)	ACTUAL DATA							FORECAST DATA															
	June 2010	June 2011	June 2012	June 2013	June 2014	June 2015	Dec 2015	June 2016	June 2017	June 2018	June 2019	June 2020	June 2021	June 2022	June 2023	June 2024	June 2025	June 2026	June 2027	June 2028	June 2029	June 2030	
Health Treatment Card Holders :																							
Gold Cards	6,925	6,483	6,030	5,610	5,224	4,916	4,733	4,600	4,200	3,900	3,600	3,300	3,100	2,900	2,700	2,500	2,300	2,200	2,100	2,000	1,900	1,800	
White Cards	1,230	1,237	1,238	1,232	1,469	1,510	1,553	1,600	1,600	1,700	1,800	1,800	1,900	1,900	2,000	2,000	2,100	2,100	2,200	2,200	2,200	2,200	
Total Health Treatment Cards	8,155	7,720	7,268	6,842	6,693	6,426	6,286	6,100	5,900	5,600	5,400	5,100	4,900	4,800	4,600	4,500	4,400	4,300	4,200	4,200	4,100	4,000	
Repatriation Pharmaceutical Benefits Cards (Orange Cards)	293	255	216	184	153	128	110	100	100	100	0	0	0	0	0	0	0	0	0	0	0	0	
Other Income Support Categories:																							
Income Support Supplement	2,633	2,474	2,318	2,144	1,983	1,873	1,791	1,700	1,500	1,400	1,200	1,100	1,000	800	700	600	600	500	400	400	300	300	
Age Pensioners	106	100	99	97	96	100	102	100	100	100	100	100	100	100	100	100	100	100	100	100	100	100	
Commonwealth Seniors Health Cards	162	142	133	112	90	80	85	100	100	100	100	100	100	100	100	0	0	0	0	0	0	0	
Defence Force Income Support Supplement (DFISA)	423	434	442	427	435	435	442	400	500	500	500	500	500	500	500	500	500	500	600	600	600	600	
Total Income Support Beneficiaries (a)	9,661	9,077	8,459	7,790	7,218	6,681	6,465	6,200	5,800	5,300	4,900	4,600	4,200	3,900	3,700	3,500	3,300	3,100	2,900	2,700	2,600	2,400	
Total Disability Compensation Beneficiaries (b)	7,046	6,686	6,310	5,948	5,604	5,319	5,168	5,000	4,700	4,500	4,200	4,000	3,800	3,600	3,500	3,300	3,200	3,100	3,000	2,900	2,800	2,700	

* - Includes overseas clients up to 2009



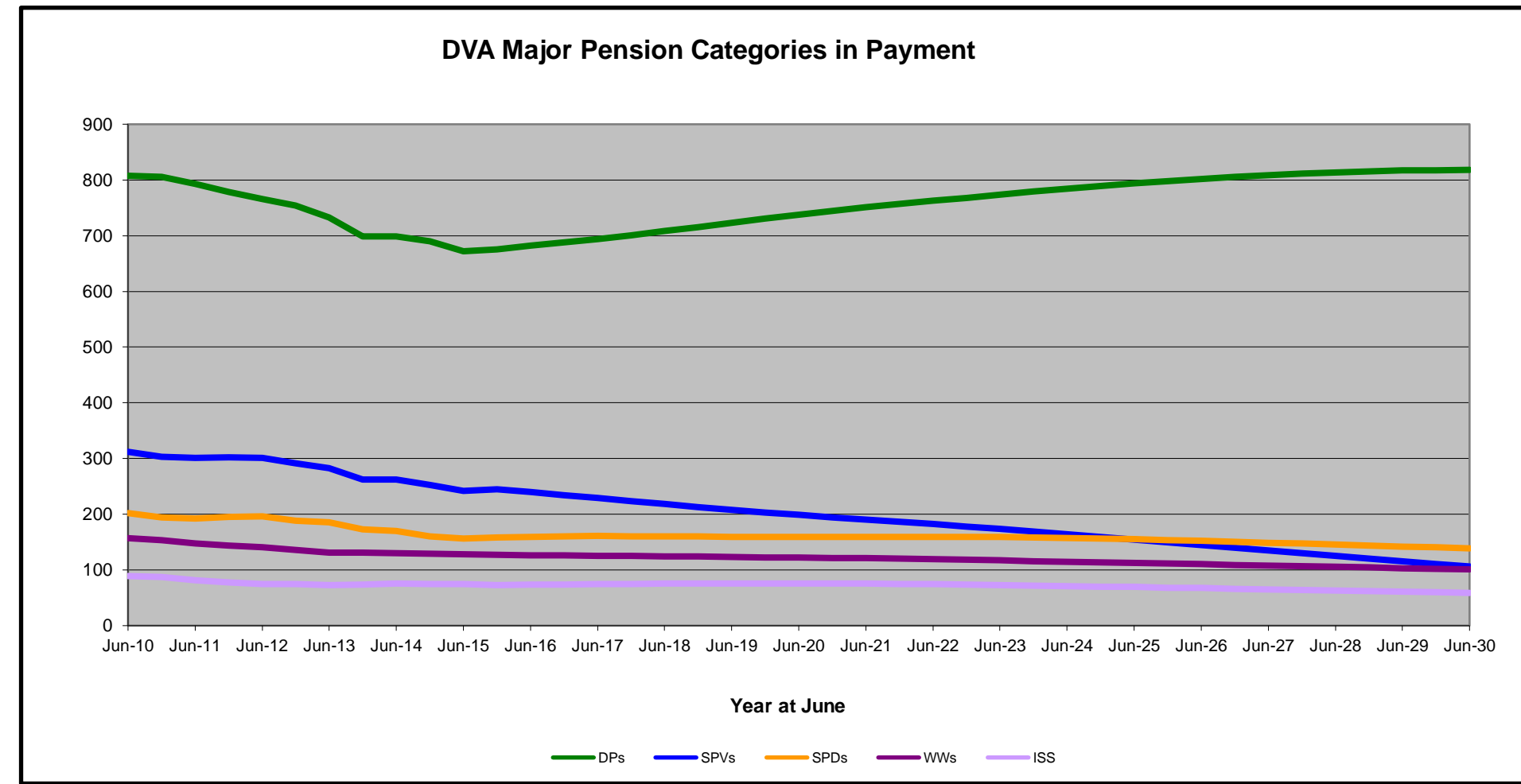
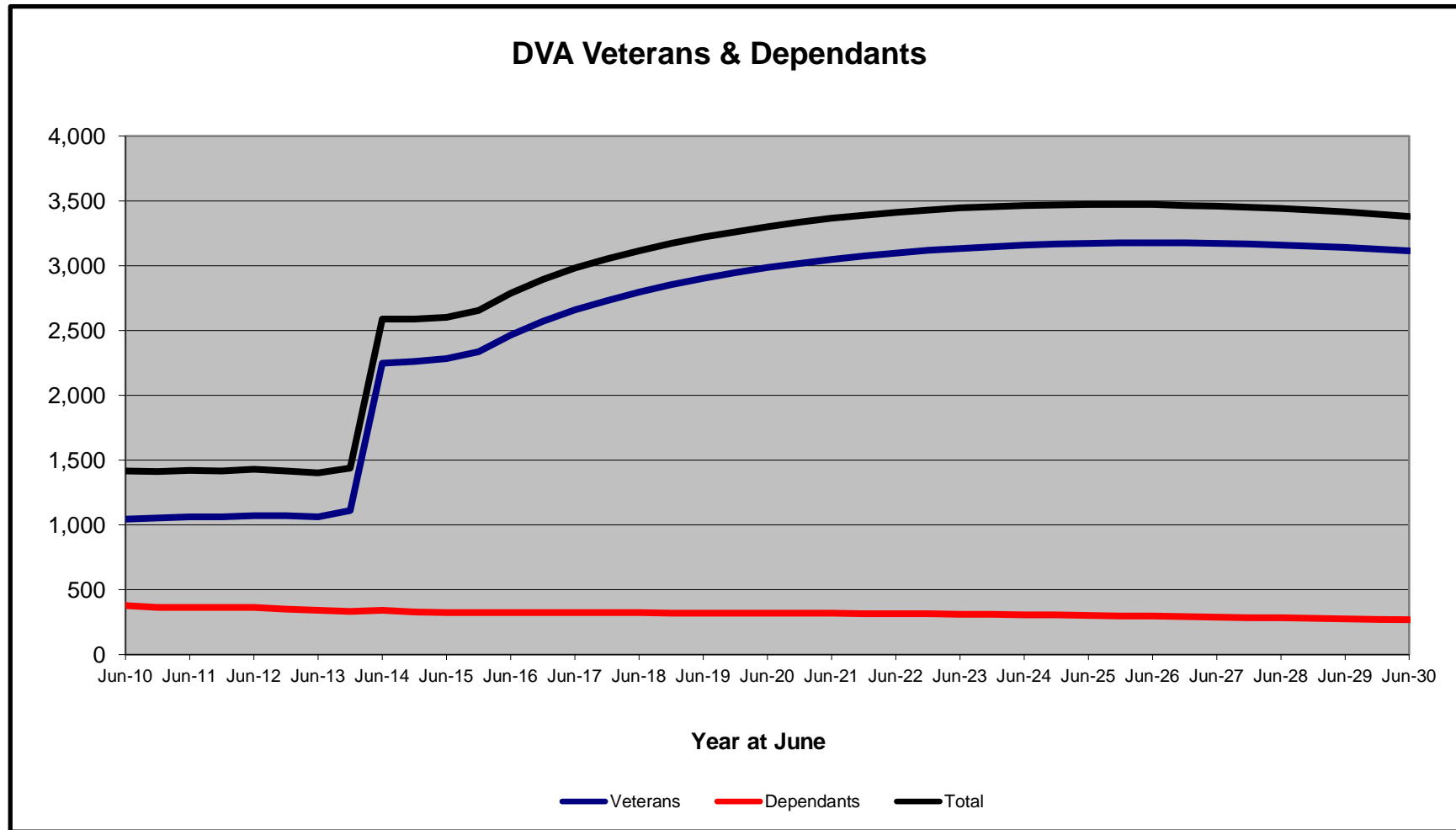
Date of Most Recent Actual Data : 1 Jan 2016
Date When This Version is Current : 22 Feb 2016

DVA PROJECTED BENEFICIARY NUMBERS WITH ACTUALS TO 31 DECEMBER 2015 - NORTHERN TERRITORY

Executive Summary of DVA Beneficiaries in Receipt of Pension(s), Allowance(s) or Health Care

BENEFICIARY CATEGORY	ACTUAL DATA							FORECAST DATA															
	June 2010	June 2011	June 2012	June 2013	June 2014	June 2015	Dec 2015	June 2016	June 2017	June 2018	June 2019	June 2020	June 2021	June 2022	June 2023	June 2024	June 2025	June 2026	June 2027	June 2028	June 2029	June 2030	
Veterans :																							
Disability Pensioners in Payment	808	793	766	733	699	672	675	680	690	710	720	740	750	760	770	780	790	800	810	810	820	820	
Age Pension Veterans (Included Above)	2	3	3	3	3	4	5	0	0	0	0	0	10	10	10	10	10	10	10	10	10	10	
Service Pension Veterans	312	301	301	283	262	242	245	240	230	220	210	200	190	180	170	160	150	140	130	130	120	110	
Disability Pensioner & Service Pension Veteran Overlap	198	186	188	181	165	156	159	150	150	140	130	130	120	120	110	110	100	90	90	80	70	70	
Treatment Cards, Allowances or Accepted Disabilities Only	123	156	194	228	1,452	1,524	1,574	1,700	1,880	2,010	2,100	2,180	2,230	2,270	2,300	2,320	2,320	2,320	2,320	2,300	2,280	2,260	
MRCA Veterans	n/a	n/a	n/a	n/a	716	798	868	990	1,160	1,290	1,390	1,470	1,540	1,600	1,650	1,690	1,730	1,760	1,780	1,800	1,810	1,810	
SRCA Veterans	n/a	n/a	n/a	n/a	1,192	1,182	1,174	1,190	1,220	1,240	1,270	1,300	1,320	1,340	1,350	1,370	1,380	1,390	1,400	1,410	1,410	1,420	
Total Veterans	1,045	1,064	1,073	1,063	2,248	2,282	2,335	2,470	2,660	2,800	2,900	2,990	3,050	3,100	3,130	3,160	3,170	3,180	3,170	3,160	3,140	3,110	
Dependants :																							
Service Pension Dependants	202	192	196	185	170	156	158	160	160	160	160	160	160	160	160	160	160	150	150	150	140	140	
War Widow(er)s	157	148	141	131	130	128	127	130	130	120	120	120	120	120	120	110	110	110	110	110	100	100	
Orphans	0	0	0	0	0	0	0	0	0	0	0	0	0	0	0	0	0	0	0	0	0	0	
Adequate Means of Support (a)	1	1	1	1	1	1	1	0	0	0	0	0	0	0	0	0	0	0	0	0	0	0	
Age Pension Partners	3	5	5	4	3	4	4	0	0	0	0	0	0	0	0	0	0	0	0	0	0	0	
Commonwealth Seniors Health Cards Dependants	17	15	13	14	14	13	14	10	10	10	10	10	10	10	10	10	10	10	10	10	10	0	
Defence Force Income Support Supplement Dependants	12	13	17	18	16	21	25	20	20	20	20	20	20	20	20	20	20	20	20	20	20	20	
MRCA Dependants	n/a	n/a	n/a	n/a	2	1	1	0	0	0	0	0	0	0	0	0	0	0	0	0	0	0	
Other Dependants	1	2	2	2	19	13	7	10	10	10	10	10	10	10	10	10	10	10	10	10	10	10	
Total Overlap Between Dependant Categories	15	14	13	12	12	12	12	10	10	10	10	10	10	10	10	10	10	10	10	0	0	0	
Total Dependants	378	362	362	343	343	325	325	330	330	320	320	320	320	320	310	310	300	300	290	280	280	270	
Total Veterans and Total Dependants Overlap	5	5	4	4	4	4	4	0	0	0	0	0	0	0	0	0	0	0	0	0	0	0	
Nett Total Clients *	1,418	1,421	1,431	1,402	2,587	2,603	2,656	2,790	2,980	3,120	3,220	3,300	3,370	3,410	3,440	3,460	3,470	3,470	3,460	3,440	3,410	3,380	

* - From June 2014 this report contains a more complete count of total DVA clients. The previous count; Net Total Beneficiaries; included all persons receiving a VEA pension/allowance or holding a treatment or pharmaceutical entitlement card. In contrast, the Nett Total DVA Client count also includes any veteran with one or more service related disabilities accepted under the SRCA or the MRCA as well as dependent children of veterans currently receiving student payments under the VCES or MRCAETS.



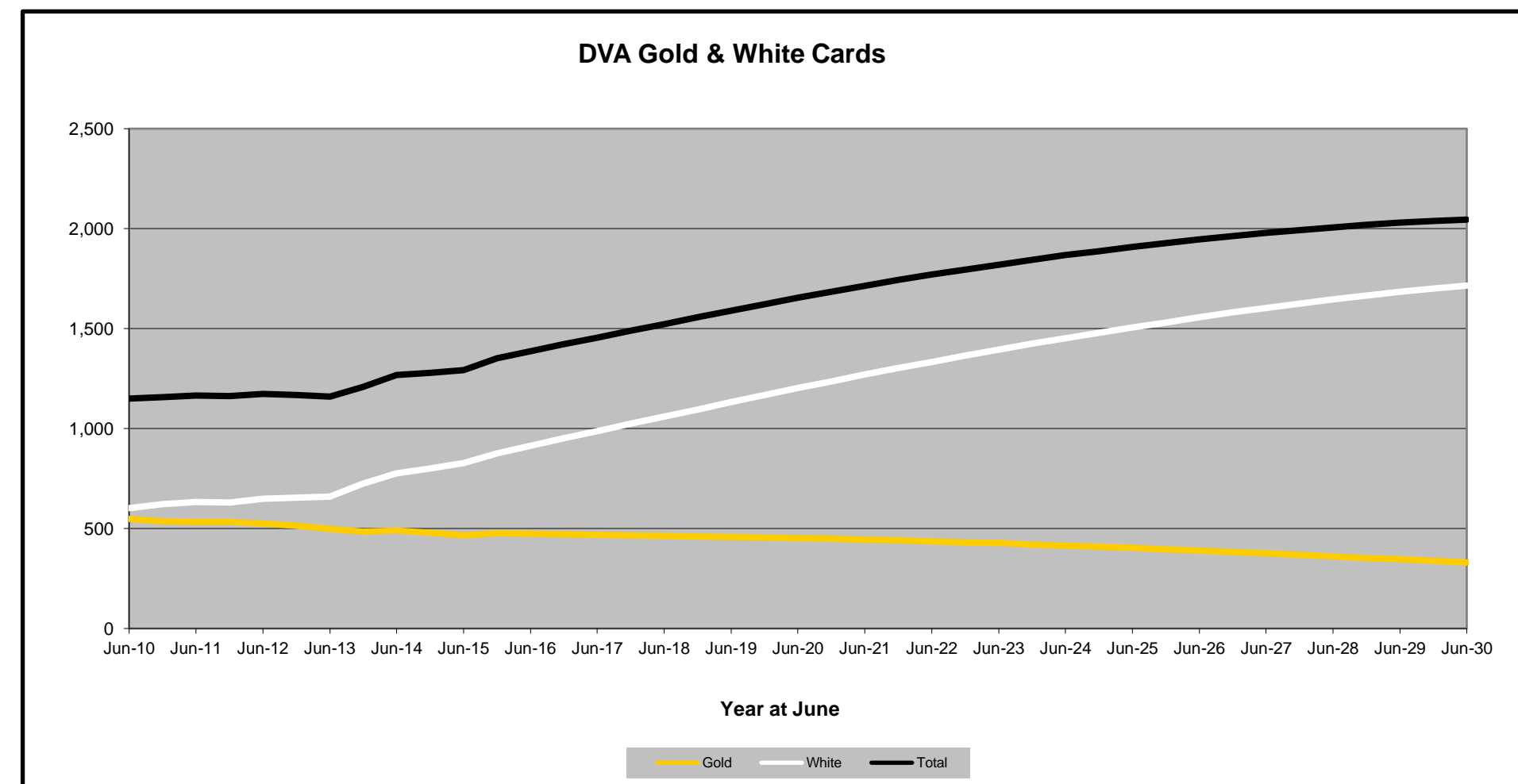
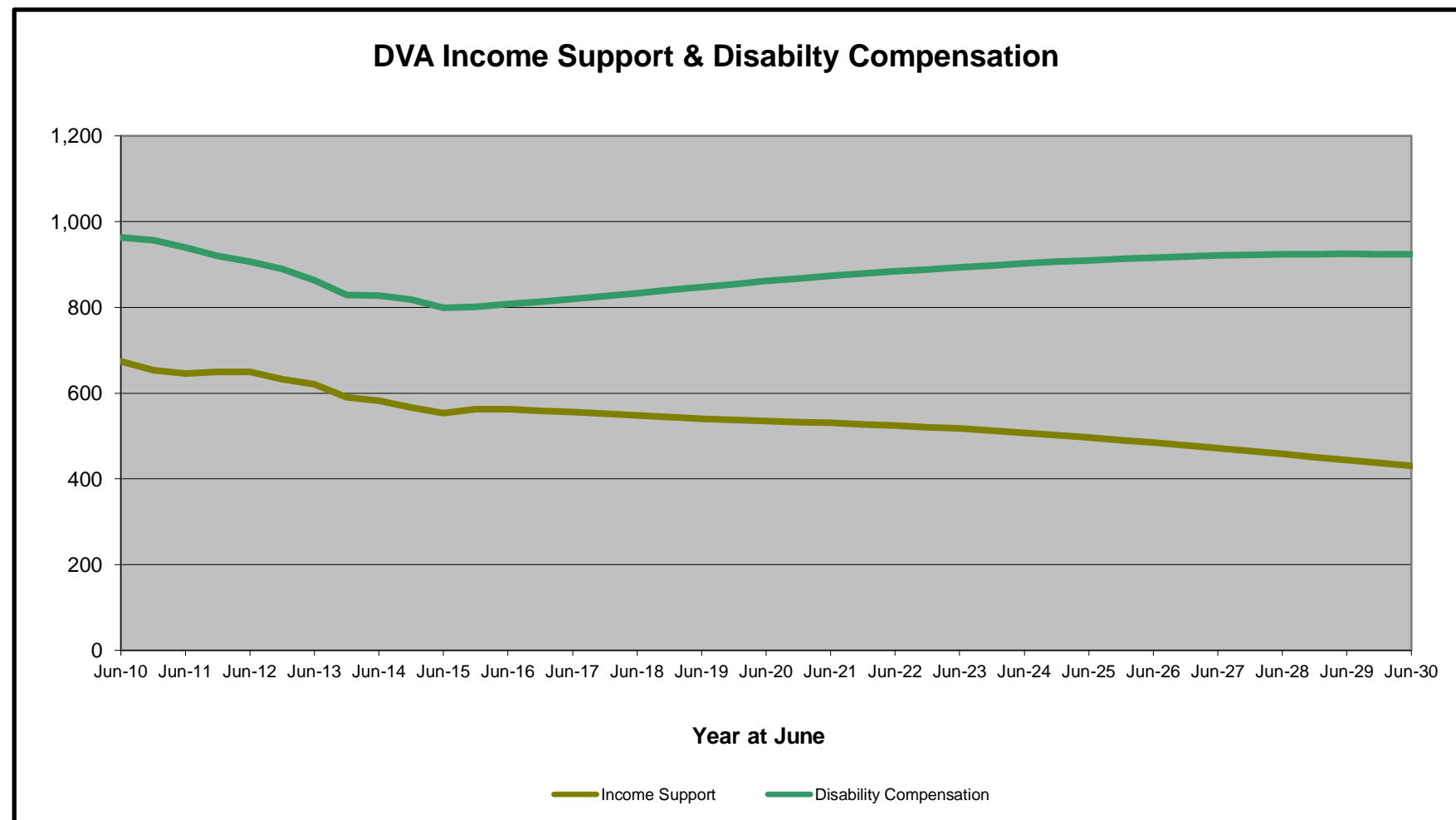
Date of Most Recent Actual Data : 1 Jan 2016
 Date When This Version is Current : 22 Feb 2016

Continued next page

DVA PROJECTED BENEFICIARY NUMBERS WITH ACTUALS TO 31 DECEMBER 2015 - NORTHERN TERRITORY

Executive Summary of DVA Beneficiaries in Receipt of Pension(s), Allowance(s) or Health Care

BENEFICIARY CATEGORY (Subsets of Net Total Beneficiaries on Previous Page)	ACTUAL DATA								FORECAST DATA														
	June 2010	June 2011	June 2012	June 2013	June 2014	June 2015	Dec 2015	June 2016	June 2017	June 2018	June 2019	June 2020	June 2021	June 2022	June 2023	June 2024	June 2025	June 2026	June 2027	June 2028	June 2029	June 2030	
Health Treatment Card Holders :																							
Gold Cards	548	532	525	498	490	465	476	470	470	460	460	450	440	440	430	410	400	390	380	360	350	330	
White Cards	602	632	648	661	777	826	875	910	990	1,060	1,130	1,200	1,270	1,330	1,390	1,450	1,510	1,560	1,600	1,650	1,680	1,720	
Total Health Treatment Cards	1,150	1,164	1,173	1,159	1,267	1,291	1,351	1,390	1,460	1,520	1,590	1,650	1,710	1,770	1,820	1,870	1,910	1,950	1,980	2,010	2,030	2,050	
Repatriation Pharmaceutical Benefits Cards (Orange Cards)	20	18	18	14	10	7	7	10	10	0	0	0	0	0	0	0	0	0	0	0	0	0	
Other Income Support Categories:																							
Income Support Supplement	89	81	75	73	76	75	73	70	70	80	80	80	80	70	70	70	70	70	70	60	60	60	
Age Pensioners	5	8	8	7	6	8	9	10	10	10	10	10	10	10	10	10	10	10	10	10	10	10	
Commonwealth Seniors Health Cards	29	26	23	26	25	23	24	20	20	20	20	20	20	20	20	20	20	20	20	10	10	10	
Defence Force Income Support Supplement (DFISA)	40	41	50	51	47	55	60	60	70	70	70	80	80	90	90	90	100	100	100	100	110	110	
Total Income Support Beneficiaries (a)	674	645	650	621	582	553	563	560	560	550	540	530	530	520	520	510	500	480	470	460	440	430	
Total Disability Compensation Beneficiaries (b)	963	939	910	863	828	799	801	810	820	830	850	860	870	880	890	900	910	920	920	920	920	920	



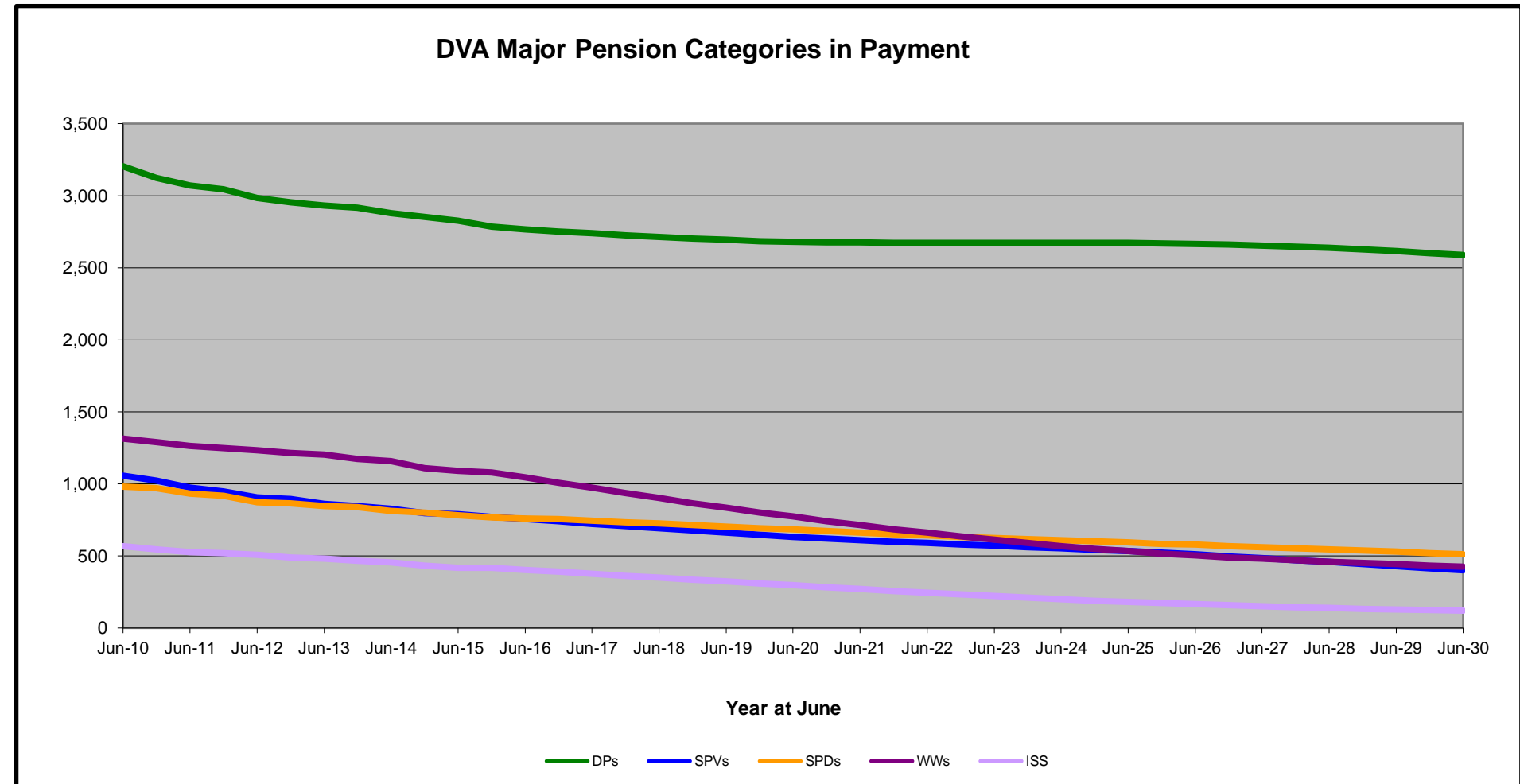
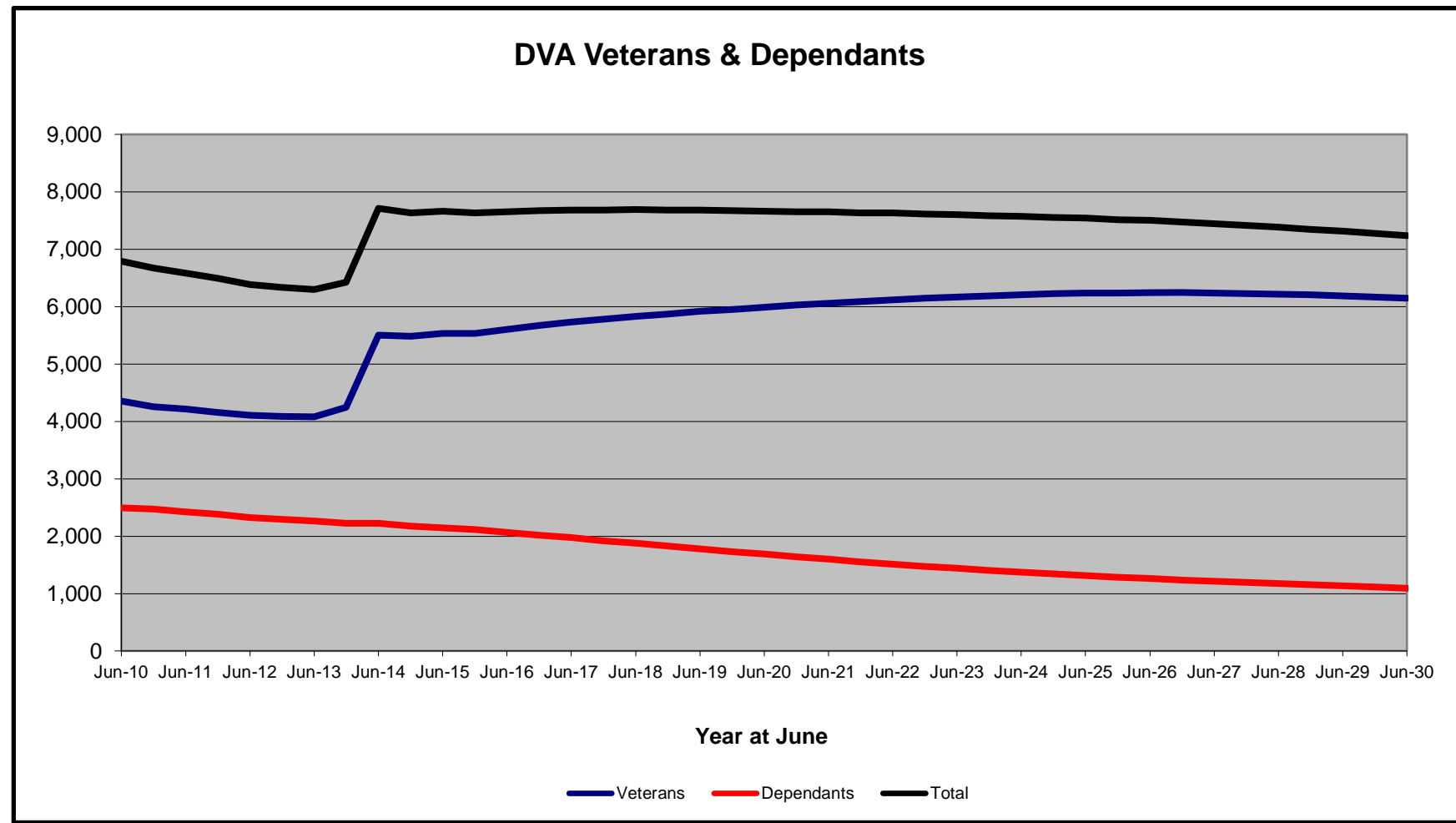
Date of Most Recent Actual Data : 1 Jan 2016
 Date When This Version is Current : 22 Feb 2016

DVA PROJECTED BENEFICIARY NUMBERS WITH ACTUALS TO 31 DECEMBER 2015 - AUSTRALIAN CAPITAL TERRITORY

Executive Summary of DVA Beneficiaries in Receipt of Pension(s), Allowance(s) or Health Care

BENEFICIARY CATEGORY	ACTUAL DATA							FORECAST DATA															
	June 2010	June 2011	June 2012	June 2013	June 2014	June 2015	Dec 2015	June 2016	June 2017	June 2018	June 2019	June 2020	June 2021	June 2022	June 2023	June 2024	June 2025	June 2026	June 2027	June 2028	June 2029	June 2030	
Veterans :																							
Disability Pensioners in Payment	3,204	3,072	2,984	2,932	2,879	2,827	2,784	2,800	2,700	2,700	2,700	2,700	2,700	2,700	2,700	2,700	2,700	2,700	2,700	2,600	2,600	2,600	
Age Pension Veterans (Included Above)	22	22	24	25	26	25	26	30	20	20	20	20	20	20	30	30	30	30	30	30	30	30	
Service Pension Veterans	1,057	974	905	860	829	788	770	800	700	700	700	600	600	600	600	500	500	500	500	400	400	400	
Disability Pensioner & Service Pension Veteran Overlap	707	656	617	580	565	547	544	530	500	480	450	430	410	390	370	360	340	330	310	290	270	240	
Treatment Cards, Allowances or Accepted Disabilities Only	803	821	836	867	2,364	2,461	2,523	2,610	2,770	2,900	3,010	3,100	3,180	3,250	3,300	3,340	3,370	3,390	3,410	3,410	3,410	3,400	
MRCA Veterans	n/a	n/a	n/a	n/a	714	824	852	910	1,020	1,110	1,190	1,260	1,320	1,380	1,430	1,470	1,510	1,540	1,570	1,590	1,610	1,630	
SRCA Veterans	n/a	n/a	n/a	n/a	2,492	2,533	2,533	2,560	2,630	2,690	2,740	2,790	2,840	2,880	2,910	2,930	2,950	2,970	2,970	2,970	2,970	2,960	
Total Veterans	4,357	4,211	4,108	4,079	5,507	5,529	5,533	5,600	5,700	5,800	5,900	6,000	6,100	6,100	6,200	6,200	6,200	6,200	6,200	6,200	6,200	6,100	
Dependants :																							
Service Pension Dependants	981	934	873	846	812	784	767	760	740	720	700	680	660	640	630	610	590	580	560	550	530	510	
War Widow(er)s	1,314	1,265	1,233	1,203	1,158	1,089	1,079	1,000	1,000	900	800	800	700	700	600	600	500	500	500	500	400	400	
Orphans	6	8	8	7	7	3	3	0	0	0	0	0	0	10	10	10	10	10	10	10	10	10	
Adequate Means of Support (a)	6	6	6	6	6	6	5	0	0	0	0	0	0	0	0	0	0	0	0	0	0	0	
Age Pension Partners	14	13	14	15	17	18	19	0	0	0	0	0	0	0	0	0	0	0	0	0	0	0	
Commonwealth Seniors Health Cards Dependants	116	126	122	124	104	97	95	100	100	100	100	100	100	100	100	100	100	100	100	100	0	0	
Defence Force Income Support Supplement Dependants	113	117	116	121	115	135	133	130	120	110	110	100	90	90	80	70	70	60	50	50	40	40	
MRCA Dependants	n/a	n/a	n/a	n/a	8	9	10	10	10	10	10	10	10	10	10	10	10	10	10	10	10	10	
Other Dependants	11	20	21	15	59	60	61	100	100	100	100	100	100	100	100	100	100	100	100	100	100	100	
Total Overlap Between Dependant Categories	68	70	72	72	59	53	56	60	60	60	60	60	60	60	60	50	50	50	50	50	40	40	
Total Dependants	2,493	2,419	2,321	2,265	2,227	2,148	2,116	2,100	2,000	1,900	1,800	1,700	1,600	1,500	1,400	1,400	1,300	1,300	1,200	1,200	1,100	1,100	
Total Veterans and Total Dependants Overlap	60	51	48	47	23	19	19	20	20	10	10	10	10	10	10	0	0	0	0	0	0	0	
Nett Total Clients *	6,790	6,579	6,381	6,297	7,711	7,658	7,630	7,700	7,700	7,700	7,700	7,700	7,600	7,600	7,600	7,600	7,500	7,500	7,400	7,400	7,300	7,200	

* - From June 2014 this report contains a more complete count of total DVA clients. The previous count; Net Total Beneficiaries; included all persons receiving a VEA pension/allowance or holding a treatment or pharmaceutical entitlement card. In contrast, the Nett Total DVA Client count also includes any veteran with one or more service related disabilities accepted under the SRCA or the MRCA as well as dependent children of veterans currently receiving student payments under the VCES or MRCAETS.



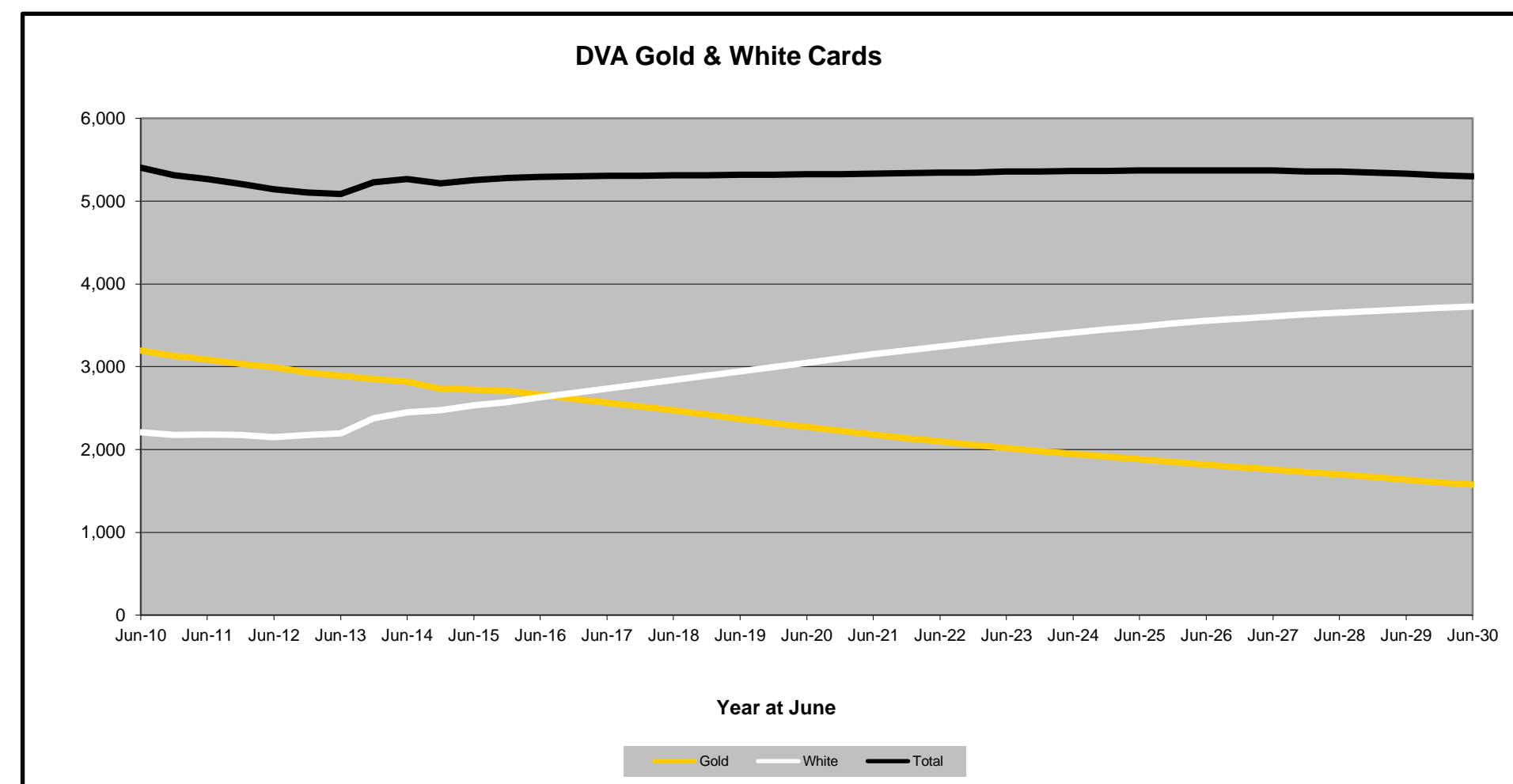
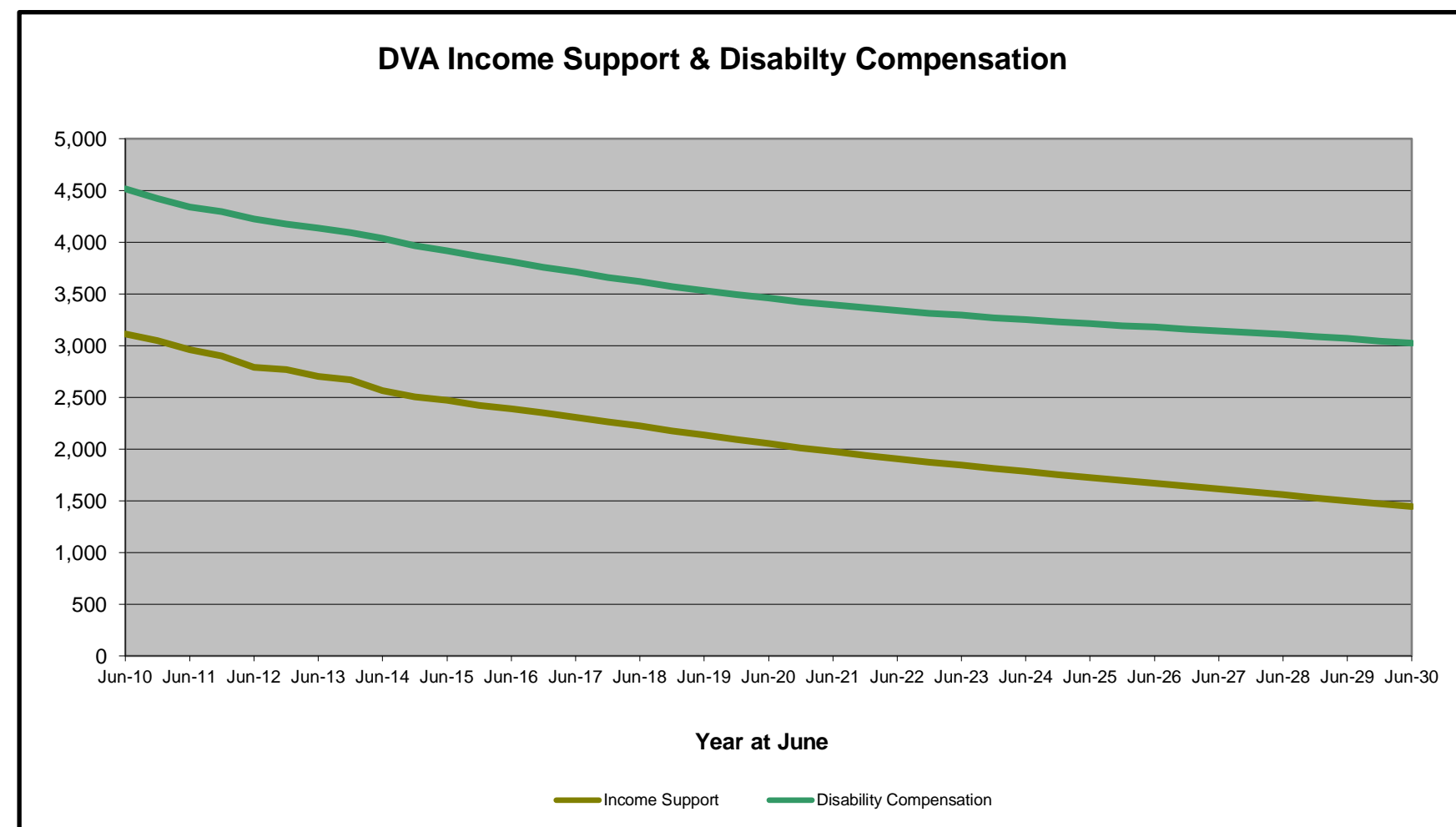
Date of Most Recent Actual Data : 1 Jan 2016
Date When This Version is Current : 22 Feb 2016

Continued next page

DVA PROJECTED BENEFICIARY NUMBERS WITH ACTUALS TO 31 DECEMBER 2015 - AUSTRALIAN CAPITAL TERRITORY

Executive Summary of DVA Beneficiaries in Receipt of Pension(s), Allowance(s) or Health Care

BENEFICIARY CATEGORY (Subsets of Net Total Beneficiaries on Previous Page)	ACTUAL DATA							FORECAST DATA															
	June 2010	June 2011	June 2012	June 2013	June 2014	June 2015	Dec 2015	June 2016	June 2017	June 2018	June 2019	June 2020	June 2021	June 2022	June 2023	June 2024	June 2025	June 2026	June 2027	June 2028	June 2029	June 2030	
Health Treatment Card Holders :																							
Gold Cards	3,195	3,085	2,996	2,889	2,819	2,721	2,707	2,700	2,600	2,500	2,400	2,300	2,200	2,100	2,000	2,000	1,900	1,800	1,800	1,700	1,600	1,600	
White Cards	2,209	2,180	2,149	2,197	2,449	2,532	2,573	2,600	2,700	2,800	2,900	3,100	3,200	3,200	3,300	3,400	3,500	3,600	3,600	3,700	3,700	3,700	
Total Health Treatment Cards	5,404	5,265	5,145	5,086	5,268	5,253	5,280	5,300	5,300	5,300	5,300	5,300	5,300	5,300	5,400	5,400	5,400	5,400	5,400	5,400	5,300	5,300	
Repatriation Pharmaceutical Benefits Cards (Orange Cards)	148	120	106	94	78	64	56	100	0	0	0	0	0	0	0	0	0	0	0	0	0	0	
Other Income Support Categories:																							
Income Support Supplement	568	525	507	481	456	419	416	400	380	350	320	300	270	240	220	200	180	160	150	140	130	120	
Age Pensioners	36	35	38	40	43	43	45	40	40	40	40	40	40	40	40	40	40	40	40	40	40	40	
Commonwealth Seniors Health Cards	247	266	247	246	201	184	181	200	200	200	200	200	200	200	100	100	100	100	100	100	100	100	
Defence Force Income Support Supplement (DFISA)	254	255	255	266	258	287	282	300	300	300	300	300	300	300	300	300	300	300	300	300	300	300	
Total Income Support Beneficiaries (a)	3,112	2,958	2,791	2,703	2,563	2,471	2,423	2,400	2,300	2,200	2,100	2,100	2,000	1,900	1,800	1,800	1,700	1,700	1,600	1,600	1,500	1,400	
Total Disability Compensation Beneficiaries (b)	4,515	4,340	4,221	4,137	4,039	3,916	3,861	3,800	3,700	3,600	3,500	3,500	3,400	3,300	3,300	3,200	3,200	3,200	3,100	3,100	3,100	3,000	



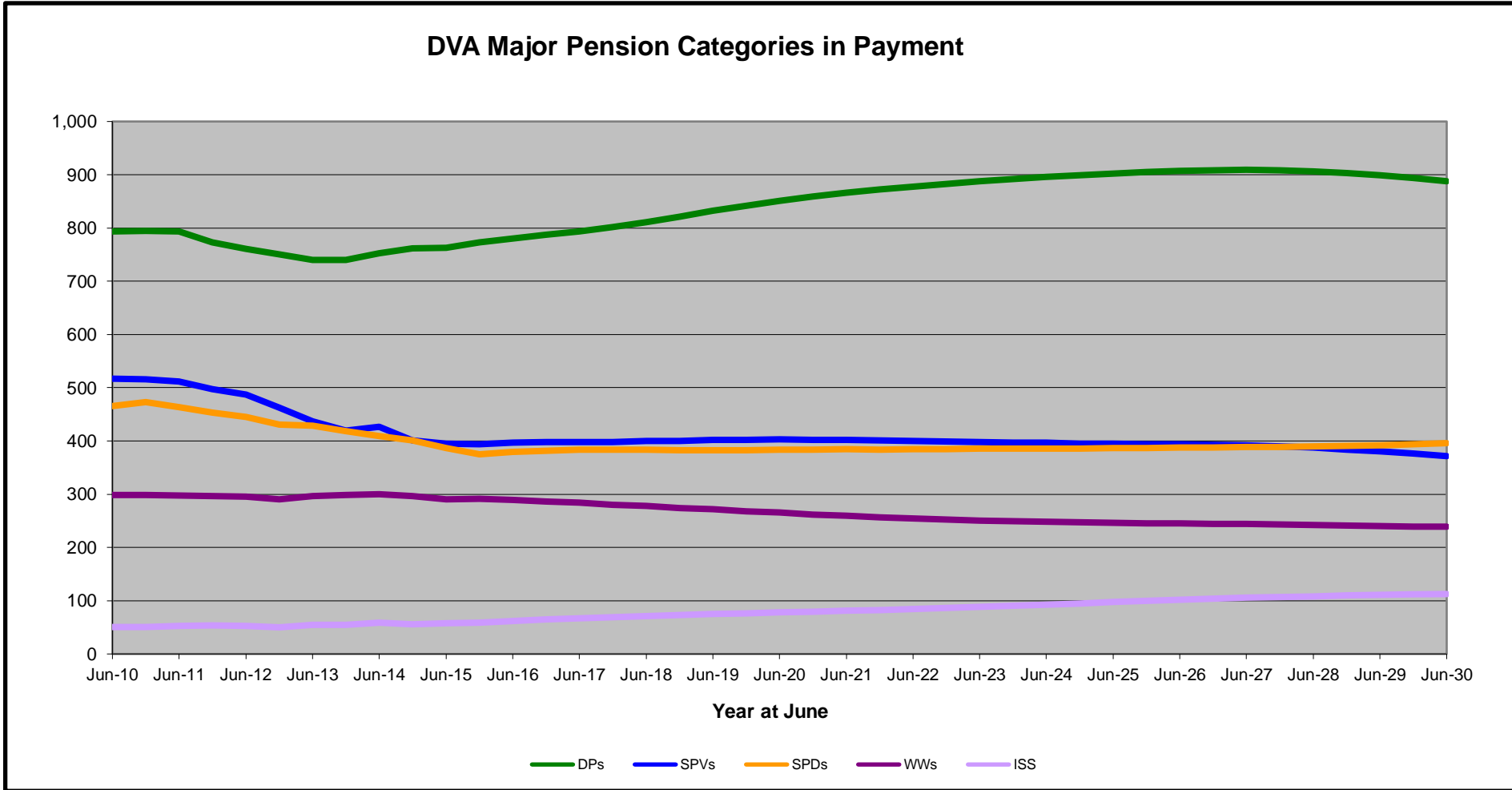
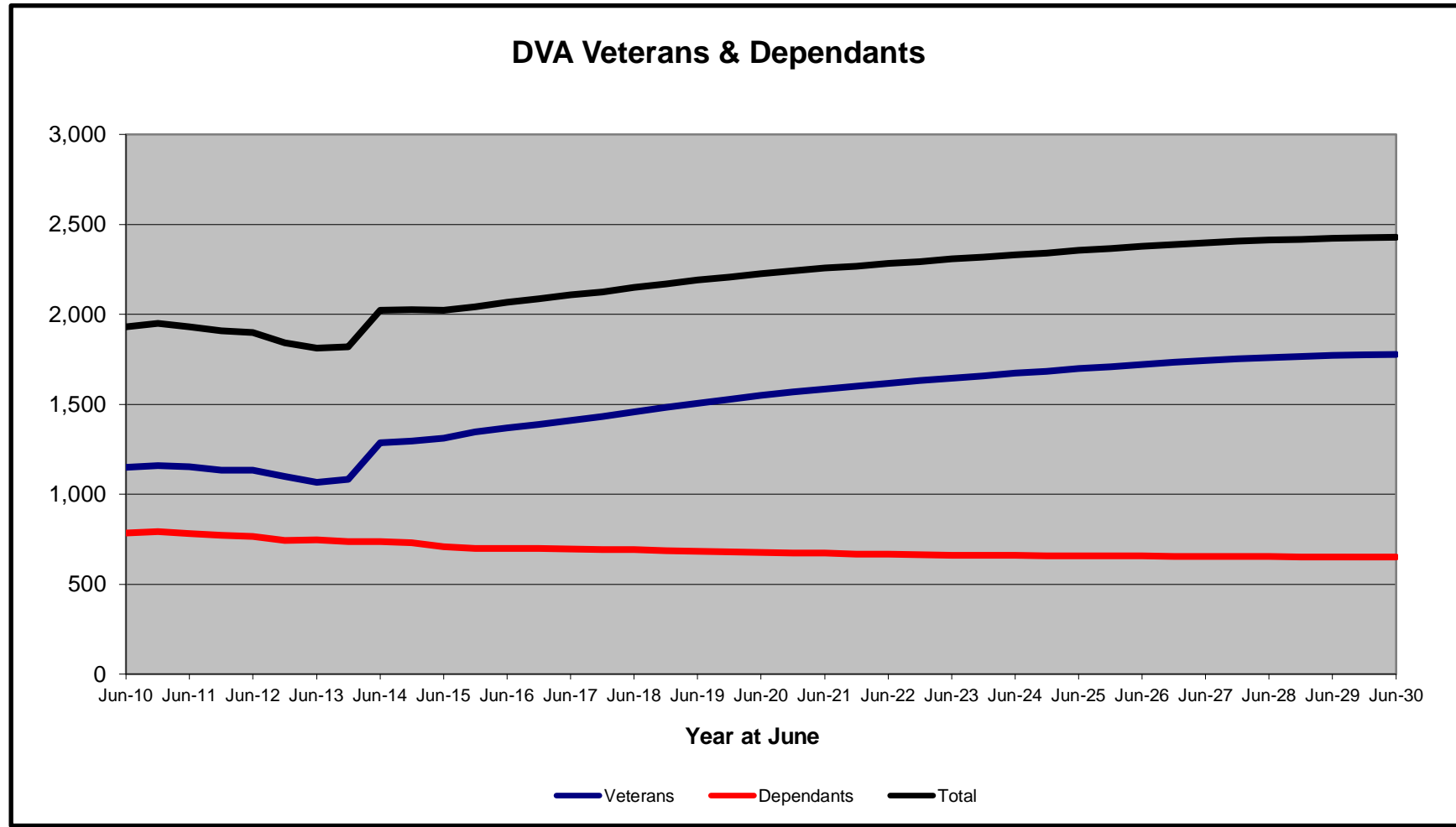
Date of Most Recent Actual Data : 1 Jan 2016
Date When This Version is Current : 22 Feb 2016

DVA PROJECTED BENEFICIARY NUMBERS WITH ACTUALS TO 31 DECEMBER 2015 - OVERSEAS CLIENTS

Executive Summary of DVA Beneficiaries in Receipt of Pension(s), Allowance(s) or Health Care

BENEFICIARY CATEGORY	ACTUAL DATA							FORECAST DATA															
	June 2010	June 2011	June 2012	June 2013	June 2014	June 2015	Dec 2015	June 2016	June 2017	June 2018	June 2019	June 2020	June 2021	June 2022	June 2023	June 2024	June 2025	June 2026	June 2027	June 2028	June 2029	June 2030	
Veterans :																							
Disability Pensioners in Payment	794	794	761	740	753	763	773	780	790	810	830	850	870	880	890	900	900	910	910	910	910	900	890
Age Pension Veterans (Included Above)	2	3	4	5	4	3	3	0	0	0	0	10	10	10	10	10	10	10	10	10	10	10	10
Service Pension Veterans	517	512	487	437	427	395	394	400	400	400	400	400	400	400	400	400	390	390	390	390	380	370	370
Disability Pensioner & Service Pension Veteran Overlap	185	204	196	192	188	181	179	180	190	200	210	210	220	220	220	220	220	220	220	210	210	200	200
Treatment Cards, Allowances or Accepted Disabilities Only	23	49	82	81	291	335	357	370	410	450	480	510	530	560	580	600	620	640	660	680	700	710	710
MRCA Veterans	n/a	n/a	n/a	n/a	93	134	153	160	180	200	230	250	270	290	310	330	350	360	380	400	420	430	430
SRCA Veterans	n/a	n/a	n/a	n/a	403	437	453	460	480	500	510	530	540	550	560	570	580	590	600	610	610	610	610
Total Veterans	1,149	1,151	1,134	1,066	1,285	1,312	1,345	1,370	1,410	1,460	1,510	1,550	1,590	1,620	1,650	1,670	1,700	1,720	1,740	1,760	1,770	1,780	
Dependants :																							
Service Pension Dependants	466	464	445	429	409	387	375	380	380	380	380	380	380	380	390	390	390	390	390	390	390	390	400
War Widow(er)s	299	298	296	297	300	290	291	290	280	280	270	270	260	250	250	250	250	250	240	240	240	240	240
Orphans	9	10	10	9	11	10	9	10	10	10	10	10	10	10	10	10	10	10	0	0	0	0	0
Adequate Means of Support (a)	1	1	1	1	1	1	1	0	0	0	0	0	0	0	0	0	0	0	0	0	0	0	0
Age Pension Partners	1	1	1	1	1	1	1	0	0	0	0	0	0	0	0	0	0	0	0	0	0	0	0
Commonwealth Seniors Health Cards Dependants	1	1	1	1	1	1	2	0	0	0	0	0	0	0	0	0	0	0	0	0	0	0	0
Defence Force Income Support Supplement Dependants	6	7	7	4	3	3	2	0	0	0	0	0	0	0	0	0	0	0	0	0	0	0	0
MRCA Dependants	n/a	n/a	n/a	n/a	2	2	2	0	0	0	0	0	0	0	0	0	0	0	0	0	0	0	0
Other Dependants	2	1	7	6	12	16	16	20	10	10	10	10	10	10	10	10	10	10	10	10	10	10	10
Total Overlap Between Dependant Categories	2	2	2	2	2	2	2	0	0	0	0	0	0	0	0	0	0	0	0	0	0	0	0
Total Dependants	783	781	766	746	738	709	697	700	700	690	680	680	670	670	660	660	660	660	650	650	650	650	
Total Veterans and Total Dependants Overlap	0	1	0	0	0	0	1	0	0	0	0	0	0	0	0	0	0	0	0	0	0	0	
Nett Total Clients *	1,932	1,931	1,900	1,812	2,023	2,021	2,041	2,070	2,110	2,150	2,190	2,230	2,260	2,280	2,310	2,330	2,350	2,380	2,400	2,410	2,420	2,430	

* - From June 2014 this report contains a more complete count of total DVA clients. The previous count; Net Total Beneficiaries; included all persons receiving a VEA pension/allowance or holding a treatment or pharmaceutical entitlement card. In contrast, the Nett Total DVA Client count also includes any veteran with one or more service related disabilities accepted under the SRCA or the MRCA as well as dependent children of veterans currently receiving student payments under the VCES or MRCAETS.



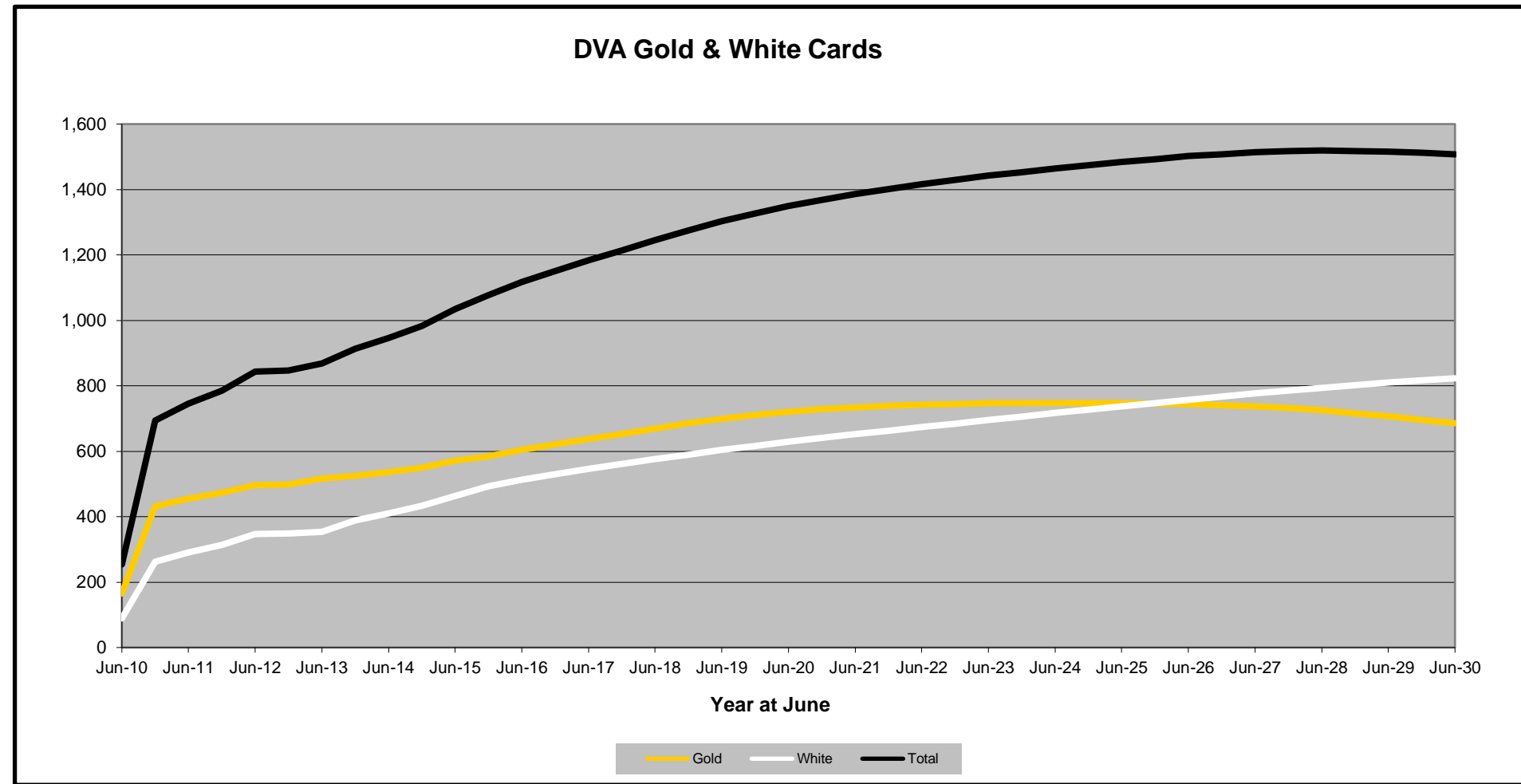
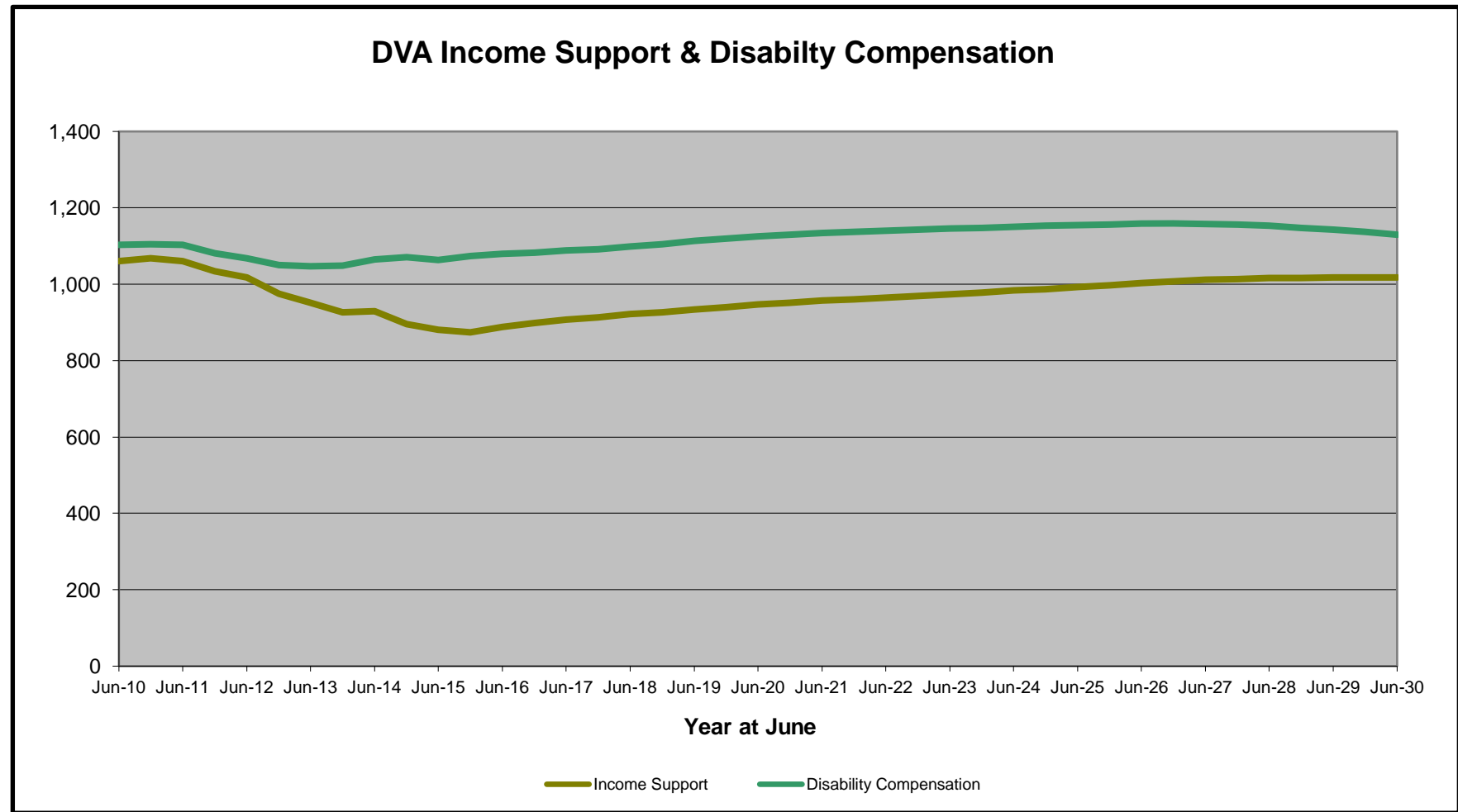
Date of Most Recent Actual Data : 1 Jan 2016
 Date When This Version is Current : 22 Feb 2016

Continued next page

DVA PROJECTED BENEFICIARY NUMBERS WITH ACTUALS TO 31 DECEMBER 2015 - OVERSEAS CLIENTS

Executive Summary of DVA Beneficiaries in Receipt of Pension(s), Allowance(s) or Health Care

BENEFICIARY CATEGORY (Subsets of Net Total Beneficiaries on Previous Page)	ACTUAL DATA								FORECAST DATA														
	June 2010	June 2011	June 2012	June 2013	June 2014	June 2015	Dec 2015	June 2016	June 2017	June 2018	June 2019	June 2020	June 2021	June 2022	June 2023	June 2024	June 2025	June 2026	June 2027	June 2028	June 2029	June 2030	
Health Treatment Card Holders :																							
Gold Cards	165	455	497	516	537	571	585	600	640	670	700	720	730	740	750	750	750	740	740	730	710	690	
White Cards	89	290	347	353	410	463	493	510	550	580	600	630	650	670	700	720	740	760	780	790	810	820	
Total Health Treatment Cards	254	745	844	869	947	1,034	1,078	1,120	1,180	1,250	1,300	1,350	1,390	1,420	1,440	1,460	1,480	1,500	1,510	1,520	1,520	1,510	
Repatriation Pharmaceutical Benefits Cards (Orange Cards)	16	50	51	42	45	37	38	40	40	40	30	30	20	20	20	20	10	10	10	10	10	10	
Other Income Support Categories:																							
Income Support Supplement	51	53	53	55	59	58	59	60	70	70	70	80	80	80	90	90	100	100	110	110	110	110	
Age Pensioners	3	4	5	6	5	4	4	0	0	10	10	10	10	10	10	10	10	10	10	10	10	10	
Commonwealth Seniors Health Cards	1	1	1	1	1	1	3	0	0	0	0	0	0	0	0	0	0	0	0	0	0	0	
Defence Force Income Support Supplement (DFISA)	26	30	32	29	34	40	43	50	60	60	70	80	90	90	100	100	110	120	120	130	130	140	
Total Income Support Beneficiaries (a)	1,061	1,060	1,020	951	930	881	874	890	910	920	930	950	960	970	970	980	990	1,000	1,010	1,020	1,020	1,020	
Total Disability Compensation Beneficiaries (b)	1,103	1,103	1,070	1,047	1,065	1,064	1,074	1,080	1,090	1,100	1,110	1,130	1,130	1,140	1,150	1,150	1,160	1,160	1,160	1,150	1,140	1,130	



Date of Most Recent Actual Data : 1 Jan 2016
 Date When This Version is Current : 22 Feb 2016