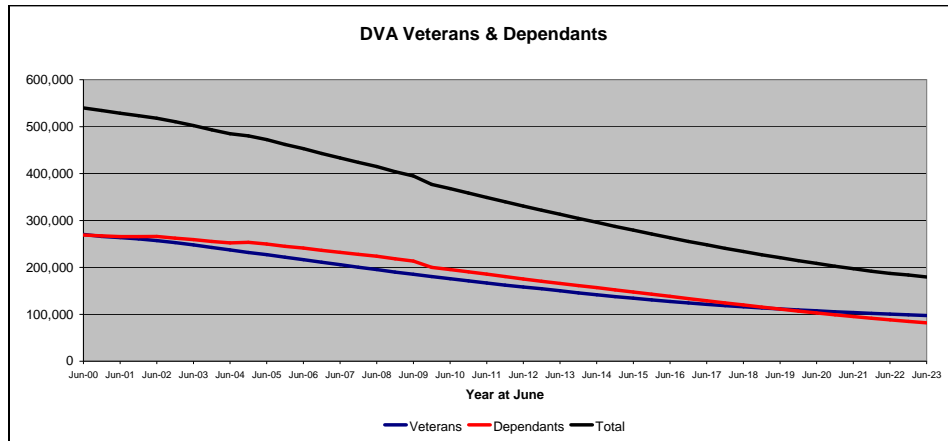


**DVA PROJECTED BENEFICIARY NUMBERS WITH ACTUALS TO 31 DECEMBER 2012 - AUSTRALIA**

Executive Summary of DVA Beneficiaries in Receipt of Pension(s), Allowance(s) or Health Care Under the Veterans' Entitlements Act 1986

BENEFICIARY CATEGORY	ACTUAL DATA														FORECAST DATA										
	June 2000	June 2001	June 2002	June 2003	June 2004	June 2005	June 2006	June 2007	June 2008	June 2009	June 2010	June 2011	June 2012	Dec 2012	June 2013	June 2014	June 2015	June 2016	June 2017	June 2018	June 2019	June 2020	June 2021	June 2022	June 2023
<b>Veterans :</b>																									
Disability Pensioners in Payment (DP)	162,730	162,505	159,425	157,865	154,602	150,615	145,546	139,727	134,311	128,146	122,355	116,498	110,644	108,060	105,400	100,300	95,600	91,500	87,700	84,500	81,700	79,200	76,900	74,900	73,100
Age Pension Veterans (APV) (Included Above)	n/a	n/a	4,452	4,233	3,969	3,864	3,771	3,579	3,451	3,261	3,006	2,771	2,562	2,489	2,400	2,200	2,000	1,800	1,700	1,600	1,400	1,300	1,200	1,200	1,100
Service Pension Veterans (SPV)	165,940	161,655	155,099	147,617	138,740	130,719	122,458	113,698	108,580	102,053	95,363	88,652	82,229	79,258	76,500	71,300	66,500	62,100	58,200	54,700	51,600	48,800	46,200	43,900	41,800
Overlap Between DPs and SPVs	87,444	88,124	87,127	85,653	83,012	79,753	75,811	71,206	69,159	65,831	62,077	58,300	54,638	52,938	51,300	48,200	45,300	42,700	40,400	38,200	36,300	34,500	32,900	31,400	30,000
Treatment / Pharmaceutical Cards or Allowances Only Recipients	28,993	27,430	29,550	28,209	27,049	25,653	24,375	23,696	21,579	20,923	20,353	19,803	19,974	20,081	19,500	18,400	17,500	16,600	15,800	15,100	14,500	14,000	13,500	13,100	12,700
<b>Total Veterans</b>	<b>270,219</b>	<b>263,466</b>	<b>256,947</b>	<b>248,038</b>	<b>237,379</b>	<b>227,234</b>	<b>216,568</b>	<b>205,915</b>	<b>195,311</b>	<b>185,291</b>	<b>175,994</b>	<b>166,653</b>	<b>158,209</b>	<b>154,461</b>	<b>150,100</b>	<b>141,800</b>	<b>134,200</b>	<b>127,400</b>	<b>121,400</b>	<b>116,100</b>	<b>111,400</b>	<b>107,300</b>	<b>103,700</b>	<b>100,500</b>	<b>97,500</b>
<b>Dependants :</b>																									
Service Pension Dependants (SPD)	131,136	129,040	124,419	119,887	114,011	108,598	103,110	96,864	93,959	88,972	83,879	78,716	73,827	71,475	69,600	66,000	62,400	59,000	55,700	52,500	49,500	46,700	44,000	41,500	39,200
War Widow(ers) (WW)	107,953	110,656	113,059	114,235	114,418	114,239	112,882	110,590	108,023	104,760	101,090	96,761	91,925	89,363	87,100	82,200	76,900	71,500	66,100	60,700	55,400	50,500	45,900	41,700	38,100
Orphans (O)	410	382	344	298	270	239	222	198	193	201	190	187	179	182	180	180	160	150	140	130	120	110	110	100	100
Children of Disabled Veterans (DC)	3,165	1,690	1,404	243	206	170	131	91	49	14	0	0	0	0	0	0	0	0	0	0	0	0	0	0	0
Adequate Means of Support (AMS) (a)	683	657	600	576	555	539	517	500	485	469	449	431	419	413	410	400	400	390	390	380	370	370	360	350	350
Disability Pension Wives / Widow(ers) (DPD)	56,596	51,148	47,016	43,078	39,399	35,878	32,666	29,627	26,815	24,299	0	0	0	0	0	0	0	0	0	0	0	0	0	0	0
Commonwealth Seniors Health Cards (CSHC)	n/a	n/a	3,374	3,537	4,018	5,330	5,808	6,119	5,188	4,752	4,153	4,100	3,849	3,748	3,700	3,500	3,300	3,100	2,900	2,700	2,500	2,300	2,100	1,900	1,800
Age Pension Partners (APP)	n/a	n/a	3,010	2,862	2,694	2,662	2,614	2,489	2,445	2,311	2,161	2,008	1,850	1,773	1,700	1,600	1,500	1,400	1,300	1,200	1,100	1,000	1,000	900	800
Overlap Between Dependant Categories	n/a	n/a	n/a	25,912	24,060	27,801	26,039	24,201	22,993	20,910	3,819	3,611	3,236	3,110	3,000	2,900	2,700	2,500	2,400	2,200	2,000	1,900	1,700	1,600	0
DFISA Dependants Only						9,444	9,061	8,993	9,691	8,285	7,282	6,974	6,567	6,434	6,400	6,400	6,300	6,400	6,400	6,400	6,500	6,600	6,800	6,900	7,100
Other Allowances or Benefits Only	n/a	n/a	n/a	355	730	372	264	646	103	173	0	0	0	0	0	0	0	0	0	0	0	0	0	0	0
<b>Total Dependants</b>	<b>269,010</b>	<b>265,618</b>	<b>265,848</b>	<b>259,159</b>	<b>252,241</b>	<b>249,670</b>	<b>241,236</b>	<b>231,916</b>	<b>223,958</b>	<b>213,326</b>	<b>195,385</b>	<b>185,566</b>	<b>175,380</b>	<b>170,278</b>	<b>165,900</b>	<b>156,900</b>	<b>147,600</b>	<b>138,200</b>	<b>129,000</b>	<b>119,900</b>	<b>111,200</b>	<b>102,900</b>	<b>95,300</b>	<b>88,200</b>	<b>81,900</b>
<b>Overlap Between Total Veterans and Dependants</b>	n/a	n/a	4,832	4,760	4,739	4,677	4,703	4,497	4,301	4,046	3,564	3,290	2,968	2,833	2,800	2,600	2,500	2,300	2,200	2,100	1,900	1,800	1,700	1,600	0
<b>Beneficiaries - Net Total</b>	<b>539,873</b>	<b>528,699</b>	<b>517,963</b>	<b>502,437</b>	<b>484,881</b>	<b>472,227</b>	<b>453,101</b>	<b>433,334</b>	<b>414,968</b>	<b>394,810</b>	<b>367,815</b>	<b>348,929</b>	<b>330,621</b>	<b>321,906</b>	<b>313,200</b>	<b>296,100</b>	<b>279,400</b>	<b>263,300</b>	<b>248,100</b>	<b>233,900</b>	<b>220,700</b>	<b>208,500</b>	<b>197,300</b>	<b>187,100</b>	<b>179,400</b>



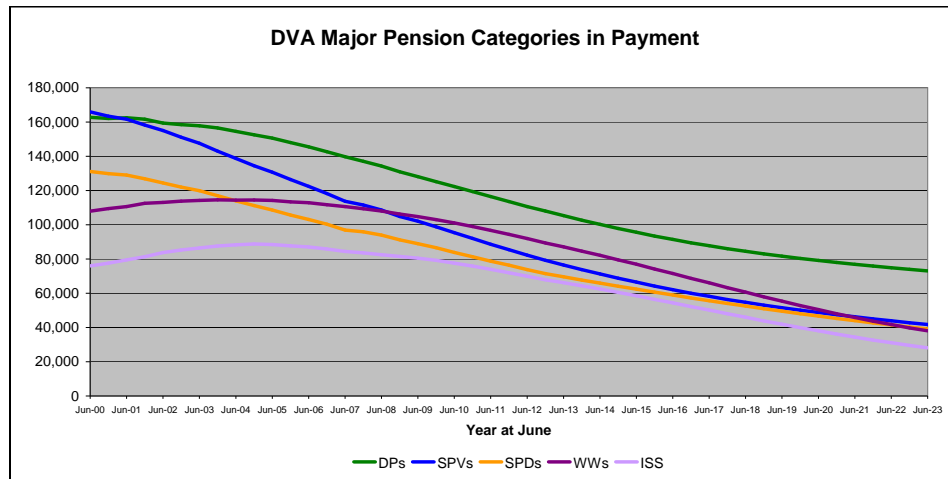
Date of Most Recent Actual Data : 28 Dec 2012  
Date When This Version is Current : 28 Jan 2013

Continued next page

## DVA PROJECTED BENEFICIARY NUMBERS WITH ACTUALS TO 31 DECEMBER 2012 - AUSTRALIA

Executive Summary of DVA Beneficiaries in Receipt of Pension(s), Allowance(s) or Health Care Under the Veterans' Entitlements Act 1986

BENEFICIARY CATEGORY (Subsets of Net Total Beneficiaries on Previous Page)	ACTUAL DATA														FORECAST DATA										
	June 2000	June 2001	June 2002	June 2003	June 2004	June 2005	June 2006	June 2007	June 2008	June 2009	June 2010	June 2011	June 2012	Dec 2012	June 2013	June 2014	June 2015	June 2016	June 2017	June 2018	June 2019	June 2020	June 2021	June 2022	June 2023
Total Income Support Beneficiaries (a)	387,747	382,775	378,108	368,572	355,675	361,459	345,907	328,248	317,655	300,803	283,823	267,297	250,472	242,363	235,400	221,700	208,400	195,800	183,800	172,500	162,000	152,300	143,300	135,200	127,800
Total Disability Compensation Beneficiaries (b)	330,388	325,829	320,571	314,358	307,514	299,774	290,089	278,927	268,125	256,201	222,876	212,749	202,154	197,062	192,100	182,100	172,300	162,700	153,600	144,900	136,900	129,500	122,700	116,500	111,000
<b>Health Treatment Card Holders :</b>																									
Gold Card Holders	287,066	283,925	281,448	277,747	269,544	260,864	250,957	240,642	230,224	218,858	207,945	196,619	185,031	179,339	173,900	163,100	152,800	143,000	133,800	125,200	117,300	110,000	103,500	97,700	92,600
White Card Holders	61,930	61,206	59,268	57,413	56,254	55,469	54,272	52,979	51,358	50,390	49,621	48,986	48,769	48,927	48,600	47,800	47,000	46,100	45,200	44,500	43,800	43,300	42,800	42,400	42,000
<b>Total Health Treatment Card Holders</b>	<b>348,996</b>	<b>345,131</b>	<b>340,716</b>	<b>335,160</b>	<b>325,798</b>	<b>316,333</b>	<b>305,229</b>	<b>293,621</b>	<b>281,582</b>	<b>269,248</b>	<b>257,566</b>	<b>245,605</b>	<b>233,800</b>	<b>228,266</b>	<b>222,500</b>	<b>211,000</b>	<b>199,800</b>	<b>189,100</b>	<b>179,000</b>	<b>169,700</b>	<b>161,100</b>	<b>153,300</b>	<b>146,300</b>	<b>140,100</b>	<b>134,600</b>
<b>Other Categories of Interest:</b>																									
Income Support Supplement (ISS)	76,000	79,491	83,741	86,443	88,269	88,493	87,003	84,471	82,550	80,521	77,584	73,970	69,989	67,852	66,200	62,500	58,500	54,400	50,200	46,000	41,900	38,000	34,400	31,100	28,100
Total Age Pensioners (AP)	8,355	7,872	7,462	7,095	6,663	6,526	6,385	6,068	5,896	5,572	5,167	4,779	4,412	4,262	4,100	3,800	3,500	3,300	3,000	2,800	2,600	2,400	2,200	2,100	1,900
Total Commonwealth Seniors Health Cards (CSHC)	6,316	4,717	7,387	7,530	7,992	9,975	10,685	11,086	9,279	8,390	7,269	7,014	6,428	6,178	6,000	5,600	5,200	4,800	4,400	4,100	3,700	3,400	3,200	2,900	2,700
Repatriation Pharmaceutical Benefits Cards (RPBC)			21,726	20,672	19,284	17,874	16,438	14,963	13,395	11,951	10,614	9,293	7,996	7,365	6,800	5,600	4,600	3,800	3,000	2,300	1,800	1,400	1,100	800	600
DFISA Total						22,141	21,182	20,793	22,227	19,660	18,678	17,941	17,050	16,694	16,200	15,600	15,200	14,900	14,800	14,800	14,900	15,000	15,300	15,500	15,900

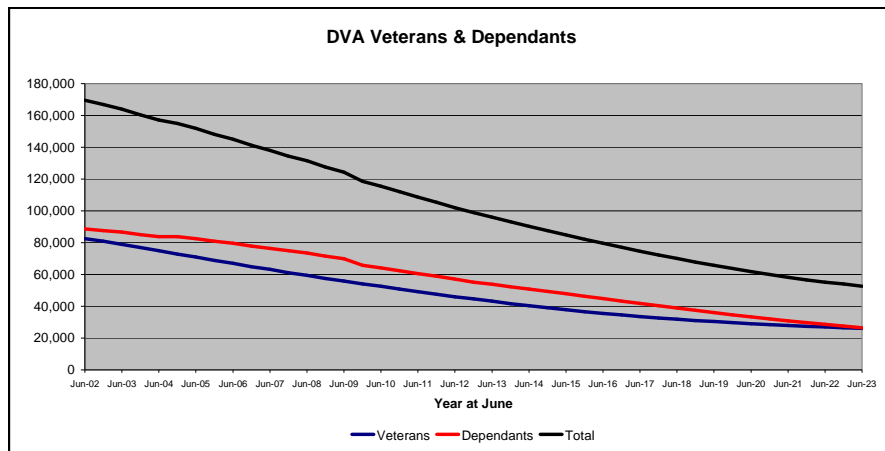


Date of Most Recent Actual Data : 28 Dec 2012  
Date When This Version is Current : 28 Jan 2013

**DVA PROJECTED BENEFICIARY NUMBERS WITH ACTUALS TO 31 DECEMBER 2012 - NEW SOUTH WALES**

Executive Summary of DVA Beneficiaries in Receipt of Pension(s), Allowance(s) or Health Care Under the Veterans' Entitlements Act 1986

BENEFICIARY CATEGORY	ACTUAL DATA													FORECAST DATA												
	June 2000	June 2001	June 2002	June 2003	June 2004	June 2005	June 2006	June 2007	June 2008	June 2009	June 2010	June 2011	June 2012	Dec 2012	June 2013	June 2014	June 2015	June 2016	June 2017	June 2018	June 2019	June 2020	June 2021	June 2022	June 2023	
<b>Veterans :</b>																										
Disability Pensioners in Payment (DP)	n/a	n/a	52,436	51,441	49,576	47,639	45,435	43,181	40,964	38,654	36,510	34,235	31,988	31,039	30,000	28,100	26,400	24,900	23,500	22,400	21,400	20,600	19,800	19,200	18,700	
Age Pension Veterans (APV) (Included Above)	n/a	n/a	1,654	1,567	1,459	1,423	1,371	1,281	1,230	1,159	1,055	959	868	832	800	700	600	600	500	400	400	300	300	300	300	
Service Pension Veterans (SPV)	n/a	n/a	50,274	47,486	44,205	41,292	38,366	35,676	33,825	31,649	29,497	27,210	24,954	23,928	23,000	21,300	19,700	18,200	17,000	15,900	14,900	14,000	13,200	12,500	11,900	
Overlap Between DPs and SPVs	n/a	n/a	29,898	29,090	27,599	26,173	24,525	22,931	22,028	20,748	19,371	17,961	16,535	15,880	15,300	14,100	13,100	12,100	11,300	10,500	9,900	9,300	8,800	8,400	7,900	
Treatment / Pharmaceutical Cards or Allowances Only Recipients	n/a	n/a	9,692	9,161	8,763	8,200	7,709	7,280	6,612	6,262	5,928	5,671	5,566	5,534	5,400	5,100	4,800	4,600	4,300	4,200	4,000	3,800	3,700	3,600	3,500	
<b>Total Veterans</b>	<b>n/a</b>	<b>n/a</b>	<b>82,503</b>	<b>78,998</b>	<b>74,945</b>	<b>70,958</b>	<b>66,985</b>	<b>63,206</b>	<b>59,373</b>	<b>55,817</b>	<b>52,564</b>	<b>49,155</b>	<b>45,973</b>	<b>44,621</b>	<b>43,200</b>	<b>40,400</b>	<b>37,800</b>	<b>35,600</b>	<b>33,600</b>	<b>31,900</b>	<b>30,400</b>	<b>29,100</b>	<b>28,000</b>	<b>27,000</b>	<b>26,100</b>	
<b>Dependants :</b>																										
Service Pension Dependants (SPD)	n/a	n/a	39,726	37,849	35,586	33,468	31,483	29,488	28,393	26,619	24,994	23,287	21,640	20,825	20,200	19,000	17,900	16,800	15,800	14,800	13,900	13,100	12,300	11,600	10,900	
War Widow(ers) (WW)	n/a	n/a	40,182	40,692	40,525	40,454	40,000	39,151	38,214	37,136	35,855	34,128	32,431	31,501	30,700	28,900	27,000	25,000	23,000	21,000	19,000	17,200	15,400	13,900	12,400	
Orphans (O)	n/a	n/a	108	86	75	80	71	67	63	71	53	47	47	49	50	50	40	40	40	30	30	30	20	20	20	
Children of Disabled Veterans (DC)	n/a	n/a	171	106	92	80	67	50	25	6	0	0	0	0	0	0	0	0	0	0	0	0	0	0	0	
Adequate Means of Support (AMS) (a)	n/a	n/a	193	191	184	178	173	165	158	155	150	145	139	137	140	130	130	130	130	130	130	120	120	120	120	
Disability Pension Wives / Widow(ers) (DPD)	n/a	n/a	15,008	13,710	12,495	11,328	10,272	9,275	8,344	7,492	0	0	0	0	0	0	0	0	0	0	0	0	0	0	0	
Commonwealth Seniors Health Cards (CSHC)	n/a	n/a	1,065	1,067	1,065	1,605	1,689	1,783	1,512	1,391	1,206	1,183	1,136	1,106	1,100	1,000	900	800	800	700	600	600	500	500	500	
Age Pension Partners (APP)	n/a	n/a	1,077	1,017	951	945	926	876	867	811	754	692	624	588	600	500	500	400	400	400	300	300	300	200	200	
Overlap Between Dependant Categories	n/a	n/a	n/a	8,114	7,218	8,730	8,073	7,502	7,126	6,256	1,147	1,087	964	907	900	800	800	700	600	600	500	500	500	500	0	
DFISA Dependants Only						3,036	2,928	2,855	3,075	2,356	2,290	2,146	1,983	1,926	1,900	1,800	1,800	1,800	1,800	1,800	1,800	1,800	1,800	1,800	1,900	
Other Allowances or Benefits Only						74	56	111	22	63	0	0	0	0	0	0	0	0	0	0	0	0	0	0	0	
<b>Total Dependants</b>	<b>n/a</b>	<b>n/a</b>	<b>88,641</b>	<b>86,604</b>	<b>83,755</b>	<b>82,518</b>	<b>79,592</b>	<b>76,319</b>	<b>73,547</b>	<b>69,844</b>	<b>64,155</b>	<b>60,541</b>	<b>57,036</b>	<b>55,225</b>	<b>53,800</b>	<b>50,900</b>	<b>47,900</b>	<b>44,800</b>	<b>41,800</b>	<b>38,900</b>	<b>36,100</b>	<b>33,400</b>	<b>30,900</b>	<b>28,600</b>	<b>26,600</b>	
<b>Overlap Between Total Veterans and Dependants</b>	<b>n/a</b>	<b>n/a</b>	<b>1,625</b>	<b>1,625</b>	<b>1,626</b>	<b>1,591</b>	<b>1,601</b>	<b>1,541</b>	<b>1,469</b>	<b>1,367</b>	<b>1,203</b>	<b>1,089</b>	<b>1,018</b>	<b>970</b>	<b>900</b>	<b>900</b>	<b>800</b>	<b>800</b>	<b>700</b>	<b>700</b>	<b>700</b>	<b>600</b>	<b>600</b>	<b>600</b>	<b>0</b>	
<b>Beneficiaries - Net Total</b>	<b>n/a</b>	<b>n/a</b>	<b>169,519</b>	<b>163,977</b>	<b>157,074</b>	<b>151,885</b>	<b>144,976</b>	<b>137,984</b>	<b>131,451</b>	<b>124,363</b>	<b>115,516</b>	<b>108,607</b>	<b>101,991</b>	<b>98,876</b>	<b>96,000</b>	<b>90,400</b>	<b>84,900</b>	<b>79,600</b>	<b>74,700</b>	<b>70,000</b>	<b>65,800</b>	<b>61,800</b>	<b>58,300</b>	<b>55,000</b>	<b>52,700</b>	



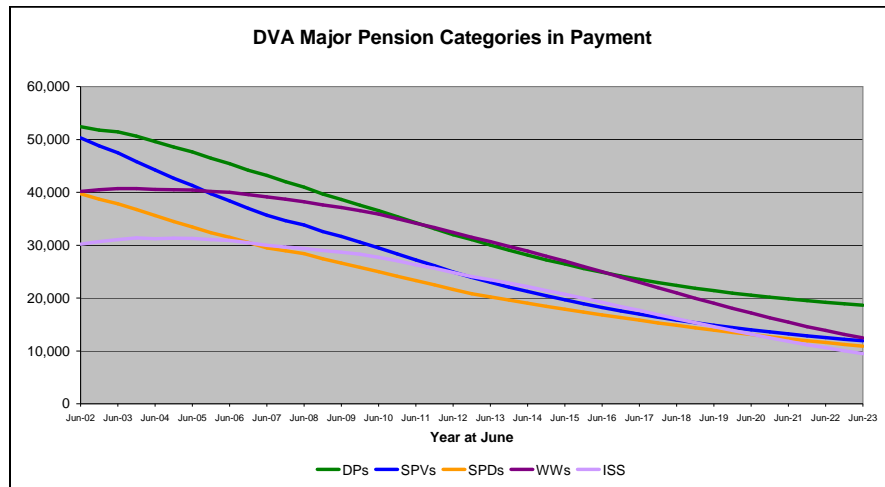
Date of Most Recent Actual Data : 28 Dec 2012  
Date When This Version is Current : 28 Jan 2013

Continued next page

## DVA PROJECTED BENEFICIARY NUMBERS WITH ACTUALS TO 31 DECEMBER 2012 - NEW SOUTH WALES

Executive Summary of DVA Beneficiaries in Receipt of Pension(s), Allowance(s) or Health Care Under the Veterans' Entitlements Act 1986

BENEFICIARY CATEGORY (Subsets of Net Total Beneficiaries on Previous Page)	ACTUAL DATA														FORECAST DATA										
	June 2000	June 2001	June 2002	June 2003	June 2004	June 2005	June 2006	June 2007	June 2008	June 2009	June 2010	June 2011	June 2012	Dec 2012	June 2013	June 2014	June 2015	June 2016	June 2017	June 2018	June 2019	June 2020	June 2021	June 2022	June 2023
Total Income Support Beneficiaries (a)	n/a	n/a	125,327	121,347	115,765	117,077	111,603	105,812	102,001	96,032	90,761	84,838	78,944	76,140	74,200	69,900	65,700	61,700	57,900	54,400	51,100	48,000	45,200	42,600	40,400
Total Disability Compensation Beneficiaries (b)	n/a	n/a	107,432	105,551	102,274	99,102	95,364	91,253	87,158	82,930	72,155	68,170	64,251	62,392	61,100	57,900	54,800	51,700	48,800	46,100	43,500	41,100	39,000	37,000	35,500
<b>Health Treatment Card Holders :</b>																									
Gold Card Holders	n/a	n/a	96,995	95,667	92,244	88,901	85,172	81,423	77,541	73,472	69,607	65,139	60,825	58,718	56,700	52,800	49,100	45,500	42,100	39,000	36,100	33,500	31,200	29,100	27,200
White Card Holders	n/a	n/a	16,908	15,989	15,507	15,056	14,562	13,987	13,379	13,013	12,643	12,346	12,154	12,187	12,100	11,800	11,500	11,200	10,900	10,700	10,500	10,300	10,200	10,100	9,900
<b>Total Health Treatment Card Holders</b>	<b>n/a</b>	<b>n/a</b>	<b>113,902</b>	<b>111,656</b>	<b>107,751</b>	<b>103,957</b>	<b>99,734</b>	<b>95,410</b>	<b>90,920</b>	<b>86,485</b>	<b>82,250</b>	<b>77,485</b>	<b>72,979</b>	<b>70,905</b>	<b>68,800</b>	<b>64,600</b>	<b>60,600</b>	<b>56,700</b>	<b>53,100</b>	<b>49,700</b>	<b>46,600</b>	<b>43,800</b>	<b>41,300</b>	<b>39,100</b>	<b>37,200</b>
<b>Other Categories of Interest:</b>																									
Income Support Supplement (ISS)	n/a	n/a	30,192	31,053	31,213	31,280	30,892	29,992	29,362	28,692	27,697	26,278	24,847	24,091	23,500	22,100	20,700	19,200	17,600	16,100	14,600	13,200	11,800	10,600	9,500
Total Age Pensioners (AP)	n/a	n/a	2,731	2,584	2,410	2,368	2,297	2,157	2,097	1,970	1,809	1,651	1,492	1,420	1,400	1,200	1,100	1,000	900	800	700	600	600	500	500
Total Commonwealth Seniors Health Cards (CSHC)	n/a	n/a	2,404	2,375	2,351	3,129	3,252	3,333	2,750	2,475	2,136	2,037	1,884	1,811	1,700	1,600	1,500	1,400	1,200	1,100	1,000	900	800	700	700
Repatriation Pharmaceutical Benefits Cards (RPBC)			6,186	5,889	5,477	5,064	4,676	4,283	3,847	3,445	3,072	2,668	2,299	2,119	1,900	1,600	1,300	1,100	900	700	500	400	300	200	200
<b>DFISA Total</b>						7,391	7,097	6,858	7,310	6,166	6,089	5,691	5,300	5,179	5,000	4,600	4,400	4,300	4,200	4,100	4,100	4,100	4,100	4,100	4,200

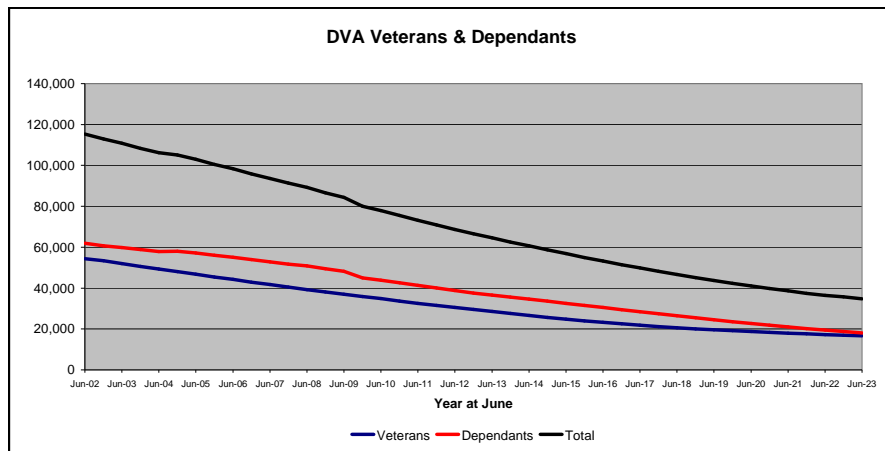


Date of Most Recent Actual Data : 28 Dec 2012  
Date When This Version is Current : 28 Jan 2013

**DVA PROJECTED BENEFICIARY NUMBERS WITH ACTUALS TO 31 DECEMBER 2012 - VICTORIA**

Executive Summary of DVA Beneficiaries in Receipt of Pension(s), Allowance(s) or Health Care Under the Veterans' Entitlements Act 1986

BENEFICIARY CATEGORY	ACTUAL DATA													FORECAST DATA												
	June 2000	June 2001	June 2002	June 2003	June 2004	June 2005	June 2006	June 2007	June 2008	June 2009	June 2010	June 2011	June 2012	Dec 2012	June 2013	June 2014	June 2015	June 2016	June 2017	June 2018	June 2019	June 2020	June 2021	June 2022	June 2023	
<b>Veterans :</b>																										
Disability Pensioners in Payment (DP)	n/a	n/a	32,514	32,136	31,236	30,121	28,789	27,421	26,117	24,668	23,268	21,801	20,439	19,838	19,200	17,800	16,700	15,600	14,700	13,900	13,300	12,700	12,200	11,700	11,300	
Age Pension Veterans (APV) (Included Above)	n/a	n/a	1,101	1,040	961	918	880	856	814	767	698	633	574	546	500	500	400	400	300	300	300	200	200	200	200	
Service Pension Veterans (SPV)	n/a	n/a	32,857	30,932	28,855	27,096	25,193	23,259	22,192	20,752	19,257	17,756	16,407	15,829	15,200	14,000	12,900	11,900	11,000	10,300	9,600	9,100	8,600	8,100	7,700	
Overlap Between DPs and SPVs	n/a	n/a	17,951	17,620	17,027	16,236	15,249	14,224	13,779	12,995	12,149	11,253	10,441	10,085	9,700	8,900	8,200	7,600	7,000	6,600	6,100	5,800	5,500	5,200	4,900	
Treatment / Pharmaceutical Cards or Allowances Only Recipients	n/a	n/a	7,007	6,586	6,204	5,825	5,559	5,269	4,752	4,570	4,468	4,222	4,093	4,041	3,900	3,700	3,500	3,300	3,200	3,000	2,900	2,800	2,700	2,600	2,600	
<b>Total Veterans</b>	<b>n/a</b>	<b>n/a</b>	<b>54,428</b>	<b>52,034</b>	<b>49,268</b>	<b>46,806</b>	<b>44,292</b>	<b>41,725</b>	<b>39,282</b>	<b>36,995</b>	<b>34,844</b>	<b>32,526</b>	<b>30,498</b>	<b>29,623</b>	<b>28,600</b>	<b>26,600</b>	<b>24,800</b>	<b>23,200</b>	<b>21,900</b>	<b>20,700</b>	<b>19,600</b>	<b>18,800</b>	<b>18,000</b>	<b>17,300</b>	<b>16,700</b>	
<b>Dependants :</b>																										
Service Pension Dependants (SPD)	n/a	n/a	26,542	25,311	23,893	22,780	21,454	20,117	19,505	18,395	17,239	16,028	14,928	14,478	14,000	13,200	12,400	11,600	10,900	10,300	9,600	9,100	8,500	8,000	7,600	
War Widow(ers) (WW)	n/a	n/a	28,542	28,703	28,552	28,291	27,844	27,078	26,282	25,402	24,328	23,214	21,877	21,209	20,600	19,300	17,900	16,500	15,100	13,700	12,300	11,000	9,800	8,700	7,700	
Orphans (O)	n/a	n/a	63	55	49	38	35	26	25	27	32	30	34	29	30	30	30	30	20	20	20	20	20	20	20	
Children of Disabled Veterans (DC)	n/a	n/a	598	13	14	11	9	4	1	1	0	0	0	0	0	0	0	0	0	0	0	0	0	0	0	
Adequate Means of Support (AMS) (a)	n/a	n/a	145	130	127	125	120	114	115	111	105	101	100	98	100	100	90	90	90	90	90	90	90	80	80	
Disability Pension Wives / Widow(ers) (DPD)	n/a	n/a	10,616	9,631	8,744	7,977	7,219	6,538	5,863	5,256	0	0	0	0	0	0	0	0	0	0	0	0	0	0	0	
Commonwealth Seniors Health Cards (CSHC)	n/a	n/a	736	805	1,162	1,403	1,555	1,549	1,280	1,137	940	915	847	825	800	700	700	600	600	500	400	400	400	300	300	
Age Pension Partners (APP)	n/a	n/a	764	732	680	647	619	598	584	542	505	469	422	404	400	400	300	300	300	200	200	200	200	200	100	
Overlap Between Dependant Categories	n/a	n/a	n/a	5,570	5,291	6,394	5,940	5,471	5,137	4,427	911	846	748	729	700	700	600	600	500	500	400	400	400	400	0	
DFISA Dependants Only						2,247	2,132	2,107	2,292	1,761	1,582	1,478	1,323	1,267	1,200	1,200	1,100	1,100	1,100	1,100	1,100	1,100	1,100	1,100	1,100	
Other Allowances or Benefits Only						105	61	108	15	37	0	0	0	0	0	0	0	0	0	0	0	0	0	0	0	
<b>Total Dependants</b>	<b>n/a</b>	<b>n/a</b>	<b>61,993</b>	<b>59,810</b>	<b>57,930</b>	<b>57,230</b>	<b>55,108</b>	<b>52,768</b>	<b>50,825</b>	<b>48,242</b>	<b>43,820</b>	<b>41,389</b>	<b>38,783</b>	<b>37,581</b>	<b>36,600</b>	<b>34,600</b>	<b>32,600</b>	<b>30,500</b>	<b>28,500</b>	<b>26,500</b>	<b>24,500</b>	<b>22,700</b>	<b>21,000</b>	<b>19,500</b>	<b>18,100</b>	
<b>Overlap Between Total Veterans and Dependants</b>	<b>n/a</b>	<b>n/a</b>	<b>1,020</b>	<b>1,007</b>	<b>993</b>	<b>987</b>	<b>970</b>	<b>938</b>	<b>893</b>	<b>870</b>	<b>799</b>	<b>747</b>	<b>651</b>	<b>623</b>	<b>600</b>	<b>600</b>	<b>500</b>	<b>500</b>	<b>500</b>	<b>500</b>	<b>400</b>	<b>400</b>	<b>400</b>	<b>400</b>	<b>0</b>	
<b>Beneficiaries - Net Total</b>	<b>n/a</b>	<b>n/a</b>	<b>115,401</b>	<b>110,837</b>	<b>106,205</b>	<b>103,049</b>	<b>98,430</b>	<b>93,555</b>	<b>89,214</b>	<b>84,411</b>	<b>77,865</b>	<b>73,168</b>	<b>68,630</b>	<b>66,581</b>	<b>64,600</b>	<b>60,700</b>	<b>56,900</b>	<b>53,200</b>	<b>49,800</b>	<b>46,700</b>	<b>43,800</b>	<b>41,100</b>	<b>38,600</b>	<b>36,400</b>	<b>34,700</b>	



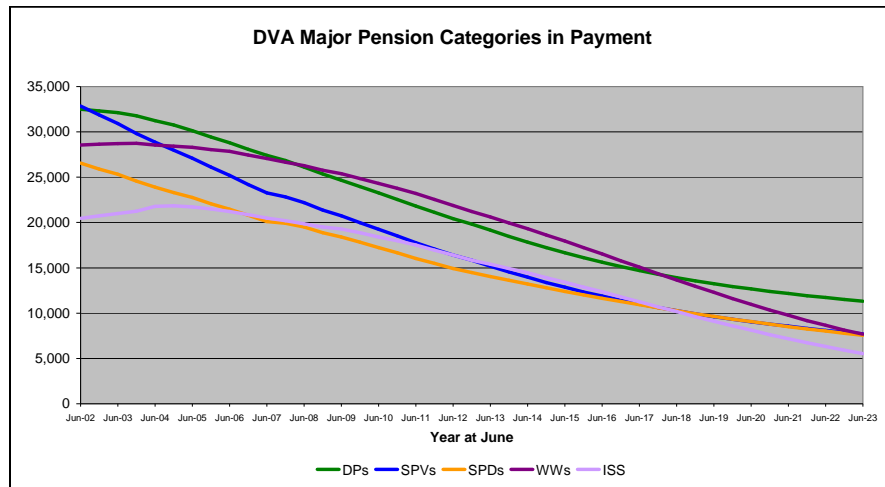
Date of Most Recent Actual Data : 28 Dec 2012  
Date When This Version is Current : 28 Jan 2013

Continued next page

## DVA PROJECTED BENEFICIARY NUMBERS WITH ACTUALS TO 31 DECEMBER 2012 - VICTORIA

Executive Summary of DVA Beneficiaries in Receipt of Pension(s), Allowance(s) or Health Care Under the Veterans' Entitlements Act 1986

BENEFICIARY CATEGORY (Subsets of Net Total Beneficiaries on Previous Page)	ACTUAL DATA														FORECAST DATA										
	June 2000	June 2001	June 2002	June 2003	June 2004	June 2005	June 2006	June 2007	June 2008	June 2009	June 2010	June 2011	June 2012	Dec 2012	June 2013	June 2014	June 2015	June 2016	June 2017	June 2018	June 2019	June 2020	June 2021	June 2022	June 2023
Total Income Support Beneficiaries (a)	n/a	n/a	83,430	80,774	78,302	79,697	75,928	71,758	69,240	65,013	60,844	56,943	52,905	51,104	49,700	46,800	44,000	41,400	38,800	36,400	34,200	32,200	30,300	28,500	27,100
Total Disability Compensation Beneficiaries (b)	n/a	n/a	72,067	70,259	68,304	66,152	63,617	60,789	58,031	55,098	47,447	44,880	42,216	40,950	40,100	38,000	36,000	34,000	32,100	30,300	28,600	27,000	25,600	24,300	23,300
<b>Health Treatment Card Holders :</b>																									
Gold Card Holders	n/a	n/a	65,907	64,383	62,043	59,711	57,183	54,430	51,752	48,925	46,076	43,109	40,198	38,806	37,400	34,600	32,000	29,400	27,100	24,900	22,800	21,000	19,300	17,800	16,600
White Card Holders	n/a	n/a	11,214	10,770	10,478	10,189	9,948	9,667	9,285	9,099	8,915	8,631	8,425	8,379	8,300	8,100	7,900	7,700	7,500	7,300	7,200	7,100	7,100	7,100	7,100
<b>Total Health Treatment Card Holders</b>	<b>n/a</b>	<b>n/a</b>	<b>77,122</b>	<b>75,153</b>	<b>72,521</b>	<b>69,900</b>	<b>67,131</b>	<b>64,097</b>	<b>61,037</b>	<b>58,024</b>	<b>54,991</b>	<b>51,740</b>	<b>48,623</b>	<b>47,185</b>	<b>45,700</b>	<b>42,700</b>	<b>39,900</b>	<b>37,100</b>	<b>34,600</b>	<b>32,200</b>	<b>30,000</b>	<b>28,100</b>	<b>26,400</b>	<b>24,900</b>	<b>23,600</b>
<b>Other Categories of Interest:</b>																									
Income Support Supplement (ISS)	n/a	n/a	20,468	20,993	21,773	21,723	21,219	20,493	19,868	19,301	18,401	17,516	16,413	15,832	15,400	14,400	13,400	12,300	11,300	10,200	9,100	8,100	7,200	6,300	5,500
Total Age Pensioners (AP)	n/a	n/a	1,865	1,772	1,641	1,565	1,499	1,454	1,398	1,309	1,203	1,102	996	950	900	800	700	700	600	500	500	400	400	400	300
Total Commonwealth Seniors Health Cards (CSHC)	n/a	n/a	1,697	1,766	2,140	2,549	2,767	2,730	2,237	1,952	1,624	1,556	1,402	1,355	1,300	1,200	1,100	1,000	900	800	700	600	600	500	400
Repatriation Pharmaceutical Benefits Cards (RPBC)			4,731	4,520	4,217	3,937	3,646	3,302	2,967	2,678	2,362	2,065	1,767	1,627	1,500	1,200	1,000	800	600	500	400	300	200	200	100
<b>DFISA Total</b>						5,184	4,957	4,850	5,196	4,347	4,092	3,863	3,545	3,408	3,200	3,000	2,800	2,600	2,500	2,400	2,400	2,400	2,400	2,400	2,400

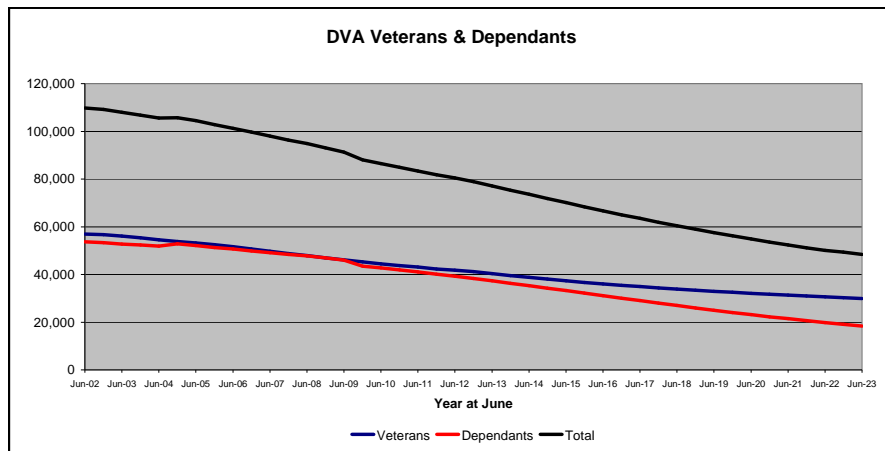


Date of Most Recent Actual Data : 28 Dec 2012  
Date When This Version is Current : 28 Jan 2013

**DVA PROJECTED BENEFICIARY NUMBERS WITH ACTUALS TO 31 DECEMBER 2012 - QUEENSLAND**

Executive Summary of DVA Beneficiaries in Receipt of Pension(s), Allowance(s) or Health Care Under the Veterans' Entitlements Act 1986

BENEFICIARY CATEGORY	ACTUAL DATA														FORECAST DATA											
	June 2000	June 2001	June 2002	June 2003	June 2004	June 2005	June 2006	June 2007	June 2008	June 2009	June 2010	June 2011	June 2012	Dec 2012	June 2013	June 2014	June 2015	June 2016	June 2017	June 2018	June 2019	June 2020	June 2021	June 2022	June 2023	
<b>Veterans :</b>																										
Disability Pensioners in Payment (DP)	n/a	n/a	38,198	38,545	38,660	38,392	37,746	36,828	35,933	34,721	33,738	32,795	31,724	31,210	30,700	29,900	29,000	28,300	27,600	27,000	26,500	26,000	25,500	25,100	24,600	
Age Pension Veterans (APV) (Included Above)	n/a	n/a	851	822	778	764	758	725	714	698	675	643	625	621	600	600	600	500	500	500	500	500	400	400	400	
Service Pension Veterans (SPV)	n/a	n/a	33,656	32,648	31,087	29,703	28,343	26,450	25,533	24,202	22,809	21,542	20,345	19,754	19,200	18,200	17,300	16,400	15,600	14,900	14,200	13,600	13,000	12,500	11,900	
Overlap Between DPs and SPVs	n/a	n/a	20,276	20,278	20,244	19,774	19,223	18,274	17,919	17,265	16,496	15,773	15,074	14,743	14,400	13,800	13,300	12,700	12,200	11,800	11,300	10,900	10,500	10,200	9,800	
Treatment / Pharmaceutical Cards or Allowances Only Recipients	n/a	n/a	5,379	5,229	5,059	4,948	4,731	4,779	4,412	4,473	4,451	4,510	4,822	4,984	4,800	4,600	4,300	4,100	3,900	3,700	3,600	3,500	3,300	3,200	3,100	
<b>Total Veterans</b>	<b>n/a</b>	<b>n/a</b>	<b>56,957</b>	<b>56,144</b>	<b>54,562</b>	<b>53,269</b>	<b>51,597</b>	<b>49,783</b>	<b>47,959</b>	<b>46,131</b>	<b>44,502</b>	<b>43,074</b>	<b>41,817</b>	<b>41,205</b>	<b>40,400</b>	<b>38,800</b>	<b>37,400</b>	<b>36,100</b>	<b>34,900</b>	<b>33,900</b>	<b>32,900</b>	<b>32,100</b>	<b>31,300</b>	<b>30,600</b>	<b>30,000</b>	
<b>Dependants :</b>																										
Service Pension Dependants (SPD)	n/a	n/a	26,200	25,671	24,660	23,717	22,843	21,579	21,120	20,215	19,172	18,176	17,310	16,885	16,500	15,900	15,200	14,600	13,900	13,300	12,700	12,000	11,500	10,900	10,400	
War Widow(er)s (WW)	n/a	n/a	21,896	22,417	22,723	22,850	22,631	22,292	21,935	21,392	20,836	20,189	19,329	18,858	18,500	17,600	16,700	15,700	14,700	13,800	12,800	12,000	11,200	10,500	9,800	
Orphans (O)	n/a	n/a	96	82	85	73	70	63	62	58	58	65	61	66	60	60	50	40	40	30	30	30	30	20	20	
Children of Disabled Veterans (DC)	n/a	n/a	530	52	43	33	21	14	7	3	0	0	0	0	0	0	0	0	0	0	0	0	0	0	0	
Adequate Means of Support (AMS) (a)	n/a	n/a	100	97	97	93	90	89	88	85	83	80	77	76	80	70	70	70	70	70	70	70	70	60	60	
Disability Pension Wives / Widow(er)s (DPD)	n/a	n/a	9,269	8,575	7,884	7,172	6,563	6,005	5,480	5,062	0	0	0	0	0	0	0	0	0	0	0	0	0	0	0	
Commonwealth Seniors Health Cards (CSHC)	n/a	n/a	491	521	567	820	875	970	802	737	697	705	655	647	600	600	600	600	600	500	500	500	500	400	400	
Age Pension Partners (APP)	n/a	n/a	562	527	495	505	497	480	476	457	440	403	383	374	400	400	300	300	300	300	300	300	300	300	200	
Overlap Between Dependant Categories	n/a	n/a	n/a	5,182	4,615	5,433	5,098	4,727	4,543	4,062	612	570	506	502	500	500	400	400	400	400	300	300	300	300	0	
DFISA Dependants Only						2,180	2,092	2,150	2,320	2,007	2,037	1,986	1,931	1,923	1,900	2,000	2,000	2,100	2,100	2,200	2,200	2,300	2,300	2,400	2,500	
Other Allowances or Benefits Only						76	66	205	42	44	0	0	0	0	0	0	0	0	0	0	0	0	0	0	0	
<b>Total Dependants</b>	<b>n/a</b>	<b>n/a</b>	<b>53,709</b>	<b>52,760</b>	<b>51,939</b>	<b>52,086</b>	<b>50,650</b>	<b>49,120</b>	<b>47,789</b>	<b>45,998</b>	<b>42,711</b>	<b>41,034</b>	<b>39,240</b>	<b>38,327</b>	<b>37,300</b>	<b>35,300</b>	<b>33,200</b>	<b>31,100</b>	<b>29,000</b>	<b>27,000</b>	<b>25,000</b>	<b>23,200</b>	<b>21,400</b>	<b>19,900</b>	<b>18,400</b>	
<b>Overlap Between Total Veterans and Dependants</b>	<b>n/a</b>	<b>n/a</b>	<b>919</b>	<b>906</b>	<b>912</b>	<b>909</b>	<b>955</b>	<b>911</b>	<b>881</b>	<b>837</b>	<b>747</b>	<b>698</b>	<b>618</b>	<b>592</b>	<b>600</b>	<b>500</b>	<b>500</b>	<b>500</b>	<b>500</b>	<b>400</b>	<b>400</b>	<b>400</b>	<b>400</b>	<b>300</b>	<b>0</b>	
<b>Beneficiaries - Net Total</b>	<b>n/a</b>	<b>n/a</b>	<b>109,748</b>	<b>107,998</b>	<b>105,589</b>	<b>104,446</b>	<b>101,292</b>	<b>97,992</b>	<b>94,867</b>	<b>91,327</b>	<b>86,466</b>	<b>83,410</b>	<b>80,439</b>	<b>78,940</b>	<b>77,200</b>	<b>73,600</b>	<b>70,100</b>	<b>66,700</b>	<b>63,500</b>	<b>60,400</b>	<b>57,600</b>	<b>54,900</b>	<b>52,400</b>	<b>50,100</b>	<b>48,400</b>	



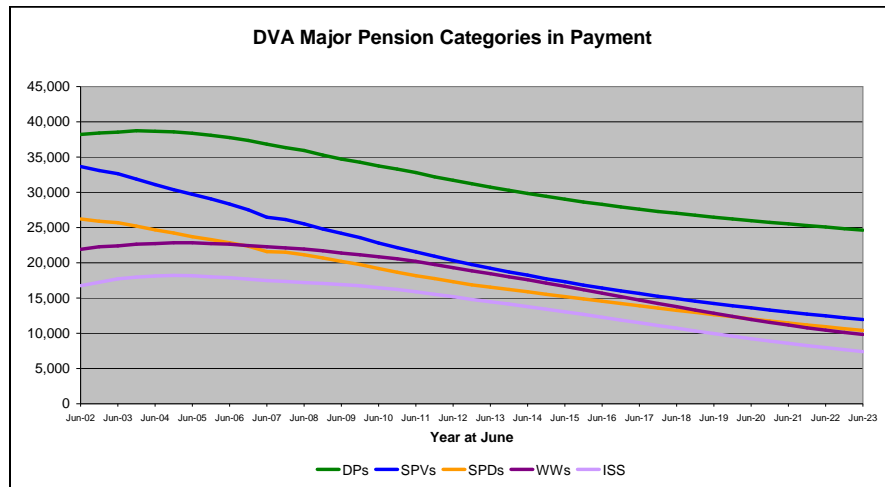
Date of Most Recent Actual Data : 28 Dec 2012  
Date When This Version is Current : 28 Jan 2013

Continued next page

## DVA PROJECTED BENEFICIARY NUMBERS WITH ACTUALS TO 31 DECEMBER 2012 - QUEENSLAND

Executive Summary of DVA Beneficiaries in Receipt of Pension(s), Allowance(s) or Health Care Under the Veterans' Entitlements Act 1986

BENEFICIARY CATEGORY (Subsets of Net Total Beneficiaries on Previous Page)	ACTUAL DATA													FORECAST DATA											
	June 2000	June 2001	June 2002	June 2003	June 2004	June 2005	June 2006	June 2007	June 2008	June 2009	June 2010	June 2011	June 2012	Dec 2012	June 2013	June 2014	June 2015	June 2016	June 2017	June 2018	June 2019	June 2020	June 2021	June 2022	June 2023
Total Income Support Beneficiaries (a)	n/a	n/a	79,167	78,563	76,395	78,710	76,047	72,621	70,988	67,849	64,975	62,020	59,045	57,537	55,500	52,300	49,100	46,200	43,300	40,700	38,200	35,900	33,800	31,900	29,900
Total Disability Compensation Beneficiaries (b)	n/a	n/a	69,697	69,370	69,089	68,209	66,720	64,904	63,118	60,936	54,432	52,866	50,957	49,991	48,400	45,900	43,400	41,000	38,700	36,500	34,500	32,600	30,900	29,400	27,800
<b>Health Treatment Card Holders :</b>																									
Gold Card Holders	n/a	n/a	58,224	58,397	57,473	56,240	54,658	52,995	51,280	49,309	47,407	45,607	43,583	42,586	41,700	39,800	38,000	36,300	34,700	33,200	31,800	30,500	29,300	28,300	27,400
White Card Holders	n/a	n/a	15,573	15,588	15,325	15,527	15,343	15,189	14,947	14,796	14,832	14,822	15,041	15,183	15,100	15,000	14,800	14,500	14,300	14,100	13,900	13,700	13,600	13,400	13,200
<b>Total Health Treatment Card Holders</b>	<b>n/a</b>	<b>n/a</b>	<b>73,797</b>	<b>73,985</b>	<b>72,798</b>	<b>71,767</b>	<b>70,001</b>	<b>68,184</b>	<b>66,227</b>	<b>64,105</b>	<b>62,239</b>	<b>60,429</b>	<b>58,624</b>	<b>57,769</b>	<b>56,800</b>	<b>54,700</b>	<b>52,800</b>	<b>50,800</b>	<b>49,000</b>	<b>47,300</b>	<b>45,700</b>	<b>44,200</b>	<b>42,900</b>	<b>41,600</b>	<b>40,500</b>
<b>Other Categories of Interest:</b>																									
Income Support Supplement (ISS)	n/a	n/a	16,757	17,717	18,148	18,183	17,892	17,462	17,183	16,894	16,460	15,894	15,189	14,781	14,500	13,800	13,100	12,300	11,500	10,700	10,000	9,200	8,600	8,000	7,400
Total Age Pensioners (AP)	n/a	n/a	1,413	1,349	1,273	1,269	1,255	1,205	1,190	1,155	1,115	1,046	1,008	995	1,000	900	900	900	800	800	800	700	700	700	700
Total Commonwealth Seniors Health Cards (CSHC)	n/a	n/a	1,140	1,178	1,227	1,646	1,758	1,907	1,609	1,457	1,338	1,303	1,190	1,143	1,100	1,100	1,000	1,000	900	800	800	700	700	700	600
Repatriation Pharmaceutical Benefits Cards (RPBC)			4,048	3,870	3,601	3,337	3,065	2,759	2,471	2,175	1,931	1,694	1,460	1,352	1,200	1,000	800	700	500	400	300	200	200	100	100
<b>DFISA Total</b>					5,195	4,950	4,975	5,339	4,861	4,995	4,918	4,826	4,803	4,800	4,800	4,800	4,800	4,800	4,900	5,000	5,000	5,100	5,200	5,400	5,500



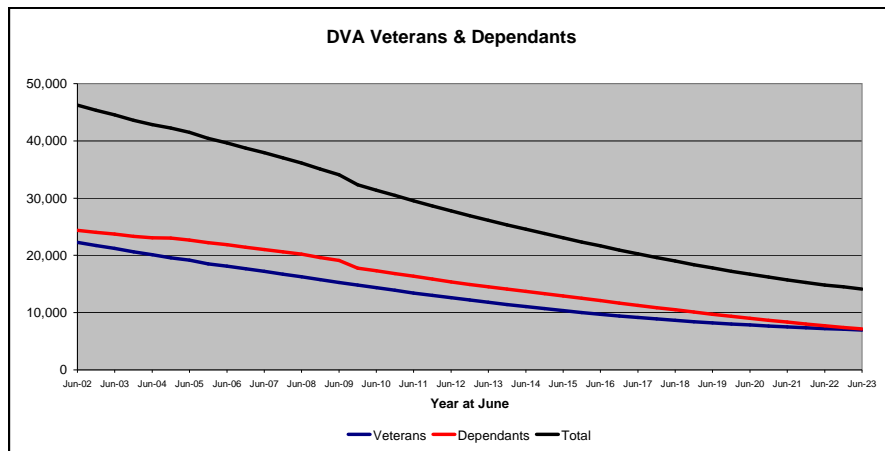
Date of Most Recent Actual Data : 28 Dec 2012  
Date When This Version is Current : 28 Jan 2013



## DVA PROJECTED BENEFICIARY NUMBERS WITH ACTUALS TO 31 DECEMBER 2012 - SOUTH AUSTRALIA

Executive Summary of DVA Beneficiaries in Receipt of Pension(s), Allowance(s) or Health Care Under the Veterans' Entitlements Act 1986

BENEFICIARY CATEGORY	ACTUAL DATA													FORECAST DATA												
	June 2000	June 2001	June 2002	June 2003	June 2004	June 2005	June 2006	June 2007	June 2008	June 2009	June 2010	June 2011	June 2012	Dec 2012	June 2013	June 2014	June 2015	June 2016	June 2017	June 2018	June 2019	June 2020	June 2021	June 2022	June 2023	
<b>Veterans :</b>																										
Disability Pensioners in Payment (DP)	n/a	n/a	11,680	11,401	11,026	10,780	10,386	9,964	9,690	9,218	8,769	8,319	7,906	7,681	7,500	7,100	6,800	6,500	6,200	5,900	5,700	5,500	5,300	5,200	5,100	
Age Pension Veterans (APV) (Included Above)	n/a	n/a	373	354	345	348	329	321	309	285	261	231	204	198	200	200	200	100	100	100	100	100	100	100	100	
Service Pension Veterans (SPV)	n/a	n/a	14,666	13,907	13,073	12,301	11,488	10,656	10,171	9,496	8,844	8,165	7,531	7,209	6,900	6,400	5,900	5,500	5,100	4,700	4,400	4,100	3,800	3,600	3,400	
Overlap Between DPs and SPVs	n/a	n/a	6,556	6,413	6,223	6,042	5,792	5,465	5,400	5,163	4,903	4,639	4,382	4,228	4,100	3,900	3,700	3,500	3,300	3,100	3,000	2,800	2,700	2,600	2,500	
Treatment / Pharmaceutical Cards or Allowances Only Recipients	n/a	n/a	2,483	2,328	2,227	2,146	2,027	2,072	1,813	1,708	1,649	1,584	1,546	1,549	1,500	1,400	1,300	1,300	1,200	1,200	1,100	1,100	1,000	1,000	1,000	
<b>Total Veterans</b>	<b>n/a</b>	<b>n/a</b>	<b>22,273</b>	<b>21,223</b>	<b>20,103</b>	<b>19,185</b>	<b>18,109</b>	<b>17,227</b>	<b>16,274</b>	<b>15,259</b>	<b>14,359</b>	<b>13,429</b>	<b>12,601</b>	<b>12,211</b>	<b>11,800</b>	<b>11,100</b>	<b>10,400</b>	<b>9,700</b>	<b>9,200</b>	<b>8,700</b>	<b>8,200</b>	<b>7,800</b>	<b>7,500</b>	<b>7,200</b>	<b>7,000</b>	
<b>Dependants :</b>																										
Service Pension Dependants (SPD)	n/a	n/a	12,673	12,246	11,702	11,135	10,635	10,018	9,709	9,130	8,537	7,969	7,472	7,171	7,000	6,600	6,200	5,800	5,400	5,000	4,700	4,400	4,100	3,900	3,600	
War Widow(ers) (WW)	n/a	n/a	9,076	9,050	9,129	9,141	9,052	8,859	8,647	8,342	8,043	7,687	7,256	7,064	6,900	6,400	6,000	5,500	5,000	4,600	4,100	3,700	3,400	3,000	2,800	
Orphans (O)	n/a	n/a	17	12	10	6	8	12	12	14	13	14	12	13	10	10	10	10	10	10	10	10	10	10	10	
Children of Disabled Veterans (DC)	n/a	n/a	39	33	25	17	11	7	6	0	0	0	0	0	0	0	0	0	0	0	0	0	0	0	0	
Adequate Means of Support (AMS) (a)	n/a	n/a	71	68	62	60	58	58	55	51	48	45	45	45	40	40	40	40	40	40	40	40	40	40	40	
Disability Pension Wives / Widow(ers) (DPD)	n/a	n/a	4,624	4,275	3,912	3,541	3,226	2,913	2,645	2,400	0	0	0	0	0	0	0	0	0	0	0	0	0	0	0	
Commonwealth Seniors Health Cards (CSHC)	n/a	n/a	250	260	297	489	599	604	522	481	404	396	372	355	300	300	300	300	300	200	200	200	200	200	100	
Age Pension Partners (APP)	n/a	n/a	269	257	252	254	242	234	227	222	203	188	167	163	200	100	100	100	100	100	100	100	100	100	100	
Overlap Between Dependant Categories	n/a	n/a	n/a	2,487	2,295	2,793	2,698	2,524	2,390	2,086	414	395	361	339	300	300	300	300	300	200	200	200	200	200	0	
DFISA Dependants Only						781	728	726	760	561	467	440	425	426	400	400	400	400	400	500	500	500	500	500	500	
Other Allowances or Benefits Only						35	33	116	4	9	0	0	0	0	0	0	0	0	0	0	0	0	0	0	0	
<b>Total Dependants</b>	<b>n/a</b>	<b>n/a</b>	<b>24,366</b>	<b>23,714</b>	<b>23,094</b>	<b>22,666</b>	<b>21,894</b>	<b>21,023</b>	<b>20,197</b>	<b>19,124</b>	<b>17,301</b>	<b>16,344</b>	<b>15,388</b>	<b>14,898</b>	<b>14,500</b>	<b>13,700</b>	<b>12,900</b>	<b>12,100</b>	<b>11,300</b>	<b>10,500</b>	<b>9,700</b>	<b>9,000</b>	<b>8,300</b>	<b>7,700</b>	<b>7,200</b>	
<b>Overlap Between Total Veterans and Dependants</b>	<b>n/a</b>	<b>n/a</b>	<b>387</b>	<b>370</b>	<b>360</b>	<b>353</b>	<b>345</b>	<b>330</b>	<b>321</b>	<b>305</b>	<b>259</b>	<b>237</b>	<b>216</b>	<b>200</b>	<b>200</b>	<b>200</b>	<b>200</b>	<b>200</b>	<b>200</b>	<b>100</b>	<b>100</b>	<b>100</b>	<b>100</b>	<b>100</b>	<b>0</b>	
<b>Beneficiaries - Net Total</b>	<b>n/a</b>	<b>n/a</b>	<b>46,252</b>	<b>44,567</b>	<b>42,837</b>	<b>41,498</b>	<b>39,658</b>	<b>37,920</b>	<b>36,150</b>	<b>34,103</b>	<b>31,401</b>	<b>29,536</b>	<b>27,773</b>	<b>26,909</b>	<b>26,100</b>	<b>24,600</b>	<b>23,100</b>	<b>21,700</b>	<b>20,300</b>	<b>19,000</b>	<b>17,800</b>	<b>16,700</b>	<b>15,700</b>	<b>14,800</b>	<b>14,100</b>	



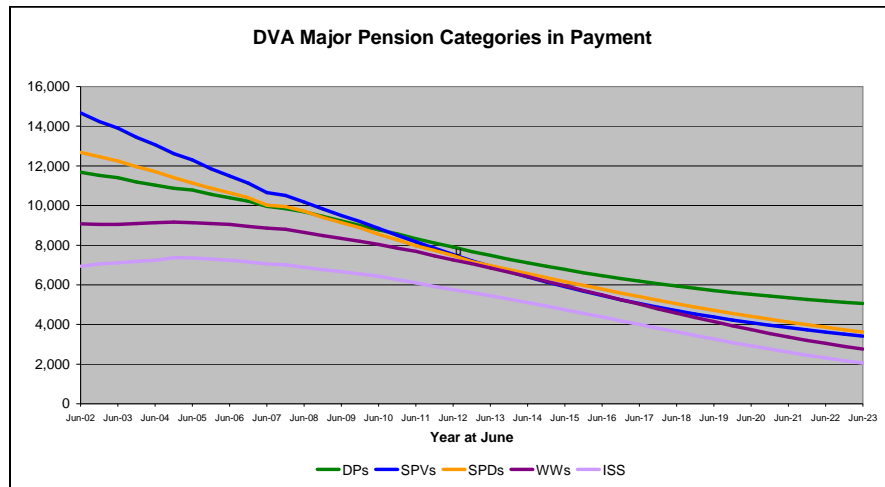
Date of Most Recent Actual Data : 28 Dec 2012  
Date When This Version is Current : 28 Jan 2013

Continued next page

## DVA PROJECTED BENEFICIARY NUMBERS WITH ACTUALS TO 31 DECEMBER 2012 - SOUTH AUSTRALIA

Executive Summary of DVA Beneficiaries in Receipt of Pension(s), Allowance(s) or Health Care Under the Veterans' Entitlements Act 1986

BENEFICIARY CATEGORY (Subsets of Net Total Beneficiaries on Previous Page)	ACTUAL DATA													FORECAST DATA											
	June 2000	June 2001	June 2002	June 2003	June 2004	June 2005	June 2006	June 2007	June 2008	June 2009	June 2010	June 2011	June 2012	Dec 2012	June 2013	June 2014	June 2015	June 2016	June 2017	June 2018	June 2019	June 2020	June 2021	June 2022	June 2023
Total Income Support Beneficiaries (a)	n/a	n/a	35,490	34,448	33,208	33,494	32,081	30,421	29,347	27,532	25,849	24,165	22,565	21,727	21,200	20,000	18,800	17,600	16,600	15,500	14,600	13,700	12,900	12,200	11,500
Total Disability Compensation Beneficiaries (b)	n/a	n/a	25,344	24,679	24,012	23,393	22,593	21,676	20,918	19,892	16,788	15,986	15,145	14,736	14,400	13,600	12,900	12,200	11,500	10,900	10,300	9,700	9,200	8,700	8,300
<b>Health Treatment Card Holders :</b>																									
Gold Card Holders	n/a	n/a	23,120	22,563	21,888	21,233	20,421	19,539	18,705	17,697	16,784	15,781	14,738	14,259	13,800	12,900	12,000	11,100	10,300	9,600	8,900	8,300	7,800	7,300	6,900
White Card Holders	n/a	n/a	4,858	4,582	4,413	4,294	4,131	4,085	3,909	3,758	3,643	3,518	3,465	3,446	3,400	3,300	3,200	3,200	3,100	3,000	3,000	2,900	2,900	2,900	2,900
<b>Total Health Treatment Card Holders</b>	<b>n/a</b>	<b>n/a</b>	<b>27,978</b>	<b>27,145</b>	<b>26,301</b>	<b>25,527</b>	<b>24,552</b>	<b>23,624</b>	<b>22,614</b>	<b>21,455</b>	<b>20,427</b>	<b>19,299</b>	<b>18,203</b>	<b>17,705</b>	<b>17,200</b>	<b>16,200</b>	<b>15,200</b>	<b>14,300</b>	<b>13,400</b>	<b>12,600</b>	<b>11,900</b>	<b>11,300</b>	<b>10,700</b>	<b>10,200</b>	<b>9,800</b>
<b>Other Categories of Interest:</b>																									
Income Support Supplement (ISS)	n/a	n/a	6,942	7,113	7,234	7,353	7,247	7,053	6,873	6,669	6,428	6,097	5,752	5,601	5,400	5,100	4,700	4,400	4,000	3,600	3,300	2,900	2,600	2,300	2,100
Total Age Pensioners (AP)	n/a	n/a	642	611	597	602	571	555	536	507	464	419	371	361	300	300	300	300	200	200	200	200	200	200	100
Total Commonwealth Seniors Health Cards (CSHC)	n/a	n/a	567	571	602	836	966	975	816	759	660	634	576	538	500	500	500	400	400	400	300	300	300	300	200
Repatriation Pharmaceutical Benefits Cards (RPBC)			2,950	2,782	2,574	2,401	2,166	2,004	1,780	1,568	1,397	1,215	1,044	958	900	700	600	500	400	300	200	200	100	100	100
<b>DFISA Total</b>						1,699	1,593	1,588	1,677	1,356	1,257	1,191	1,142	1,116	1,100	1,100	1,100	1,000	1,100	1,100	1,100	1,100	1,100	1,200	1,200

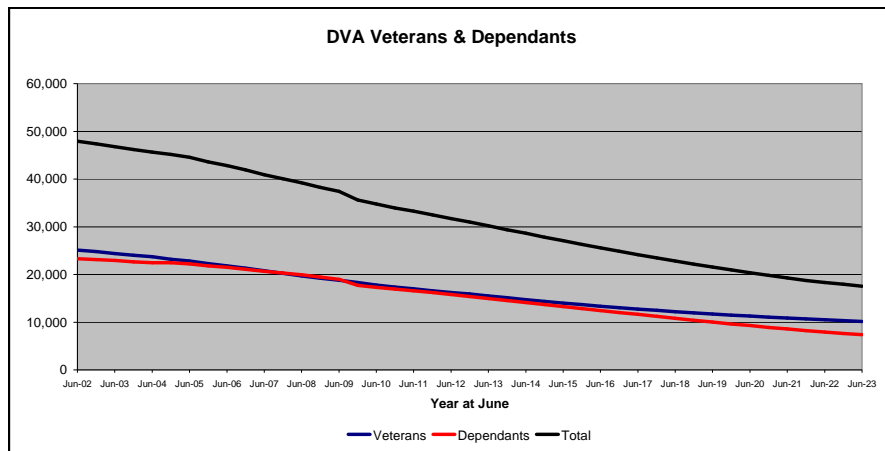


Date of Most Recent Actual Data : 28 Dec 2012  
Date When This Version is Current : 28 Jan 2013

**DVA PROJECTED BENEFICIARY NUMBERS WITH ACTUALS TO 31 DECEMBER 2012 - WESTERN AUSTRALIA**

Executive Summary of DVA Beneficiaries in Receipt of Pension(s), Allowance(s) or Health Care Under the Veterans' Entitlements Act 1986

BENEFICIARY CATEGORY	ACTUAL DATA														FORECAST DATA										
	June 2000	June 2001	June 2002	June 2003	June 2004	June 2005	June 2006	June 2007	June 2008	June 2009	June 2010	June 2011	June 2012	Dec 2012	June 2013	June 2014	June 2015	June 2016	June 2017	June 2018	June 2019	June 2020	June 2021	June 2022	June 2023
<b>Veterans :</b>																									
Disability Pensioners in Payment (DP)	n/a	n/a	14,271	14,203	14,100	13,861	13,477	12,953	12,470	11,970	11,413	11,025	10,599	10,443	10,200	9,800	9,500	9,100	8,800	8,500	8,300	8,000	7,800	7,600	7,400
Age Pension Veterans (APV) (Included Above)	n/a	n/a	373	354	337	322	305	279	268	250	227	219	204	205	200	200	200	200	200	100	100	100	100	100	100
Service Pension Veterans (SPV)	n/a	n/a	15,248	14,669	14,012	13,242	12,402	11,431	10,924	10,298	9,630	9,013	8,383	8,102	7,900	7,400	6,900	6,500	6,100	5,800	5,400	5,100	4,800	4,600	4,300
Overlap Between DPs and SPVs	n/a	n/a	7,627	7,607	7,456	7,220	6,862	6,399	6,255	6,004	5,658	5,369	5,083	4,974	4,900	4,600	4,400	4,200	4,000	3,900	3,700	3,500	3,400	3,200	3,000
Treatment / Pharmaceutical Cards or Allowances Only Recipients	n/a	n/a	3,225	3,129	3,051	2,920	2,785	2,771	2,576	2,515	2,420	2,308	2,345	2,357	2,300	2,200	2,000	1,900	1,900	1,800	1,700	1,600	1,600	1,500	1,500
<b>Total Veterans</b>	<b>n/a</b>	<b>n/a</b>	<b>25,117</b>	<b>24,394</b>	<b>23,707</b>	<b>22,803</b>	<b>21,802</b>	<b>20,756</b>	<b>19,715</b>	<b>18,779</b>	<b>17,805</b>	<b>16,977</b>	<b>16,244</b>	<b>15,928</b>	<b>15,500</b>	<b>14,700</b>	<b>14,000</b>	<b>13,400</b>	<b>12,800</b>	<b>12,200</b>	<b>11,700</b>	<b>11,300</b>	<b>10,900</b>	<b>10,500</b>	<b>10,200</b>
<b>Dependants :</b>																									
Service Pension Dependants (SPD)	n/a	n/a	12,725	12,496	12,101	11,688	11,154	10,460	10,173	9,743	9,301	8,837	8,334	8,117	7,900	7,500	7,100	6,700	6,400	6,000	5,600	5,300	4,900	4,600	4,300
War Widow(ers) (WW)	n/a	n/a	7,771	7,862	7,905	7,923	7,857	7,768	7,624	7,340	7,052	6,798	6,524	6,337	6,200	5,900	5,500	5,200	4,800	4,500	4,100	3,800	3,600	3,300	3,100
Orphans (O)	n/a	n/a	35	36	25	24	17	16	14	16	16	12	6	7	10	10	10	10	10	10	10	10	10	10	10
Children of Disabled Veterans (DC)	n/a	n/a	24	15	12	11	8	4	3	1	0	0	0	0	0	0	0	0	0	0	0	0	0	0	0
Adequate Means of Support (AMS) (a)	n/a	n/a	51	50	46	45	42	41	37	35	32	29	28	27	30	30	30	30	30	20	20	20	20	20	20
Disability Pension Wives / Widow(ers) (DPD)	n/a	n/a	4,518	4,162	3,854	3,559	3,270	2,964	2,694	2,463	0	0	0	0	0	0	0	0	0	0	0	0	0	0	0
Commonwealth Seniors Health Cards (CSHC)	n/a	n/a	669	723	762	769	810	894	801	751	680	676	623	596	600	600	500	500	500	400	400	400	300	300	300
Age Pension Partners (APP)	n/a	n/a	274	265	255	252	240	221	212	209	199	195	191	181	200	200	200	200	200	100	100	100	100	100	100
Overlap Between Dependant Categories	n/a	n/a	n/a	2,684	2,520	2,886	2,729	2,581	2,477	2,231	583	574	528	495	500	500	400	400	400	300	300	300	300	300	0
DFISA Dependants Only						803	800	785	847	648	609	613	589	578	600	600	600	600	600	600	600	600	600	600	700
Other Allowances or Benefits Only						58	34	67	13	13	0	0	0	0	0	0	0	0	0	0	0	0	0	0	0
<b>Total Dependants</b>	<b>n/a</b>	<b>n/a</b>	<b>23,309</b>	<b>22,925</b>	<b>22,440</b>	<b>22,246</b>	<b>21,503</b>	<b>20,639</b>	<b>19,941</b>	<b>18,988</b>	<b>17,306</b>	<b>16,586</b>	<b>15,767</b>	<b>15,348</b>	<b>15,000</b>	<b>14,100</b>	<b>13,300</b>	<b>12,500</b>	<b>11,600</b>	<b>10,800</b>	<b>10,000</b>	<b>9,300</b>	<b>8,600</b>	<b>8,000</b>	<b>7,400</b>
<b>Overlap Between Total Veterans and Dependants</b>	<b>n/a</b>	<b>n/a</b>	<b>527</b>	<b>514</b>	<b>504</b>	<b>509</b>	<b>499</b>	<b>469</b>	<b>443</b>	<b>403</b>	<b>340</b>	<b>319</b>	<b>286</b>	<b>276</b>	<b>300</b>	<b>300</b>	<b>200</b>	<b>200</b>	<b>200</b>	<b>200</b>	<b>200</b>	<b>200</b>	<b>200</b>	<b>200</b>	<b>0</b>
<b>Beneficiaries - Net Total</b>	<b>n/a</b>	<b>n/a</b>	<b>47,899</b>	<b>46,805</b>	<b>45,643</b>	<b>44,540</b>	<b>42,806</b>	<b>40,926</b>	<b>39,213</b>	<b>37,397</b>	<b>34,771</b>	<b>33,244</b>	<b>31,725</b>	<b>31,000</b>	<b>30,200</b>	<b>28,600</b>	<b>27,100</b>	<b>25,600</b>	<b>24,200</b>	<b>22,800</b>	<b>21,600</b>	<b>20,400</b>	<b>19,300</b>	<b>18,300</b>	<b>17,500</b>



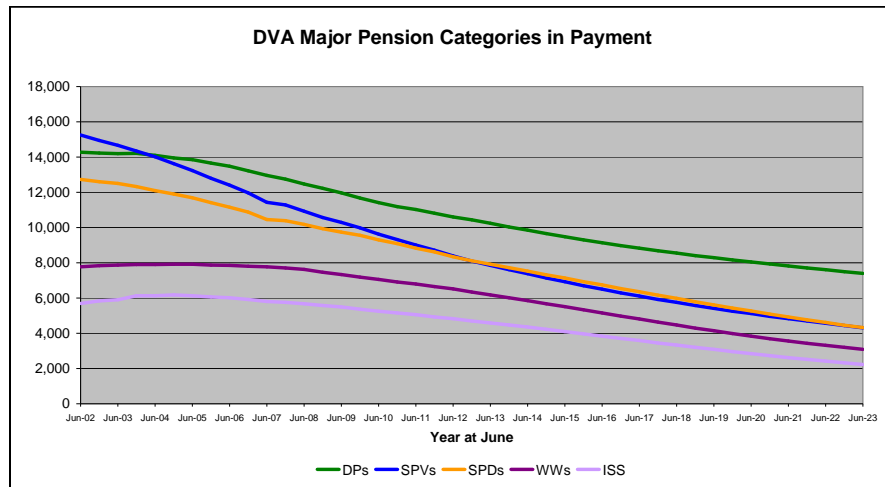
Date of Most Recent Actual Data : 28 Dec 2012  
Date When This Version is Current : 28 Jan 2013

Continued next page

## DVA PROJECTED BENEFICIARY NUMBERS WITH ACTUALS TO 31 DECEMBER 2012 - WESTERN AUSTRALIA

Executive Summary of DVA Beneficiaries in Receipt of Pension(s), Allowance(s) or Health Care Under the Veterans' Entitlements Act 1986

BENEFICIARY CATEGORY (Subsets of Net Total Beneficiaries on Previous Page)	ACTUAL DATA													FORECAST DATA											
	June 2000	June 2001	June 2002	June 2003	June 2004	June 2005	June 2006	June 2007	June 2008	June 2009	June 2010	June 2011	June 2012	Dec 2012	June 2013	June 2014	June 2015	June 2016	June 2017	June 2018	June 2019	June 2020	June 2021	June 2022	June 2023
Total Income Support Beneficiaries (a)	n/a	n/a	35,488	34,931	34,116	34,360	32,884	31,086	30,070	28,453	26,886	25,591	24,096	23,378	22,600	21,300	20,100	18,800	17,700	16,600	15,600	14,600	13,800	13,000	12,300
Total Disability Compensation Beneficiaries (b)	n/a	n/a	26,479	26,140	25,757	25,238	24,497	23,583	22,692	21,693	18,427	17,779	17,080	16,743	16,200	15,400	14,600	13,700	13,000	12,200	11,600	10,900	10,400	9,800	9,300
<b>Health Treatment Card Holders :</b>																									
Gold Card Holders	n/a	n/a	23,017	22,851	22,298	21,571	20,770	19,937	19,123	18,151	17,238	16,428	15,639	15,212	14,800	14,000	13,200	12,500	11,800	11,200	10,600	10,100	9,600	9,200	8,800
White Card Holders	n/a	n/a	6,325	6,144	6,187	6,118	6,006	5,886	5,719	5,619	5,458	5,330	5,302	5,309	5,300	5,200	5,100	5,000	4,900	4,800	4,700	4,700	4,600	4,600	4,500
<b>Total Health Treatment Card Holders</b>	<b>n/a</b>	<b>n/a</b>	<b>29,342</b>	<b>28,995</b>	<b>28,485</b>	<b>27,689</b>	<b>26,776</b>	<b>25,823</b>	<b>24,842</b>	<b>23,770</b>	<b>22,696</b>	<b>21,758</b>	<b>20,941</b>	<b>20,521</b>	<b>20,100</b>	<b>19,200</b>	<b>18,300</b>	<b>17,500</b>	<b>16,700</b>	<b>16,000</b>	<b>15,400</b>	<b>14,800</b>	<b>14,200</b>	<b>13,700</b>	<b>13,300</b>
<b>Other Categories of Interest:</b>																									
Income Support Supplement (ISS)	n/a	n/a	5,698	5,903	6,130	6,130	6,013	5,798	5,679	5,493	5,257	5,052	4,835	4,693	4,600	4,400	4,100	3,800	3,600	3,300	3,100	2,800	2,600	2,400	2,200
Total Age Pensioners (AP)	n/a	n/a	647	619	592	574	545	500	480	459	426	414	395	386	400	400	300	300	300	300	300	300	300	200	200
Total Commonwealth Seniors Health Cards (CSHC)	n/a	n/a	1,170	1,244	1,281	1,307	1,385	1,524	1,325	1,232	1,072	1,049	972	935	900	900	800	700	700	600	600	500	500	500	400
Repatriation Pharmaceutical Benefits Cards (RPBC)			2,864	2,701	2,548	2,357	2,172	1,980	1,757	1,563	1,375	1,208	1,035	947	900	700	600	500	400	300	200	200	100	100	100
<b>DFISA Total</b>						1,804	1,750	1,719	1,837	1,541	1,502	1,518	1,458	1,426	1,400	1,400	1,300	1,300	1,300	1,300	1,400	1,400	1,400	1,400	1,500



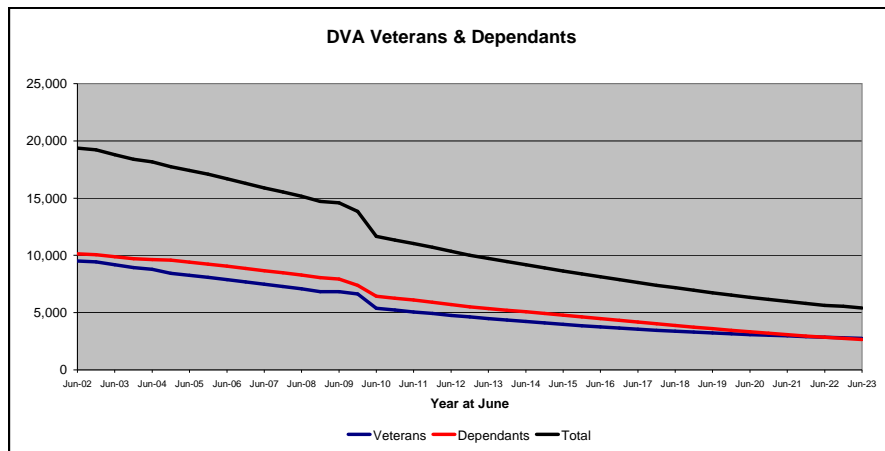
Date of Most Recent Actual Data : 28 Dec 2012  
Date When This Version is Current : 28 Jan 2013

**DVA PROJECTED BENEFICIARY NUMBERS WITH ACTUALS TO 31 DECEMBER 2012 - TASMANIA \***

Executive Summary of DVA Beneficiaries in Receipt of Pension(s), Allowance(s) or Health Care Under the Veterans' Entitlements Act 1986

BENEFICIARY CATEGORY	ACTUAL DATA														FORECAST DATA											
	June 2000	June 2001	June 2002	June 2003	June 2004	June 2005	June 2006	June 2007	June 2008	June 2009	June 2010	June 2011	June 2012	Dec 2012	June 2013	June 2014	June 2015	June 2016	June 2017	June 2018	June 2019	June 2020	June 2021	June 2022	June 2023	
<b>Veterans :</b>																										
Disability Pensioners in Payment (DP)	n/a	n/a	5,983	5,833	5,704	5,476	5,364	5,119	4,948	4,831	3,851	3,664	3,477	3,391	3,300	3,100	3,000	2,900	2,700	2,600	2,500	2,400	2,400	2,300	2,200	
Age Pension Veterans (APV) (Included Above)	n/a	n/a	67	64	60	57	92	87	83	76	64	58	56	55	100	100	100	0	0	0	0	0	0	0	0	
Service Pension Veterans (SPV)	n/a	n/a	6,614	6,293	5,877	5,469	5,104	4,727	4,463	4,226	3,440	3,179	2,916	2,788	2,700	2,500	2,300	2,100	2,000	1,800	1,700	1,600	1,500	1,400	1,300	
Overlap Between DPs and SPVs	n/a	n/a	3,780	3,642	3,468	3,301	3,160	2,951	2,833	2,726	2,410	2,259	2,122	2,044	2,000	1,900	1,700	1,600	1,500	1,400	1,300	1,300	1,200	1,100	1,100	
Treatment / Pharmaceutical Cards or Allowances Only Recipients	n/a	n/a	683	691	681	607	580	581	508	494	488	482	490	486	500	400	400	400	400	400	400	300	300	300	300	
<b>Total Veterans</b>	<b>n/a</b>	<b>n/a</b>	<b>9,500</b>	<b>9,175</b>	<b>8,794</b>	<b>8,251</b>	<b>7,888</b>	<b>7,476</b>	<b>7,086</b>	<b>6,825</b>	<b>5,369</b>	<b>5,066</b>	<b>4,761</b>	<b>4,621</b>	<b>4,500</b>	<b>4,200</b>	<b>4,000</b>	<b>3,800</b>	<b>3,600</b>	<b>3,400</b>	<b>3,200</b>	<b>3,100</b>	<b>3,000</b>	<b>2,900</b>	<b>2,800</b>	
<b>Dependants :</b>																										
Service Pension Dependants (SPD)	n/a	n/a	5,105	4,935	4,705	4,468	4,241	3,955	3,805	3,635	2,987	2,829	2,629	2,514	2,400	2,300	2,200	2,100	1,900	1,800	1,700	1,600	1,500	1,400	1,300	
War Widow(er)s (WW)	n/a	n/a	4,017	4,031	4,064	4,028	3,956	3,869	3,747	3,643	3,206	3,034	2,838	2,753	2,700	2,500	2,400	2,200	2,100	1,900	1,800	1,600	1,500	1,300	1,200	
Orphans (O)	n/a	n/a	15	15	17	12	15	11	11	8	3	1	1	1	0	0	0	0	0	0	0	0	0	0	0	
Children of Disabled Veterans (DC)	n/a	n/a	10	5	5	4	3	3	2	0	0	0	0	0	0	0	0	0	0	0	0	0	0	0	0	
Adequate Means of Support (AMS) (a)	n/a	n/a	32	32	31	30	27	26	25	25	23	23	22	22	20	20	20	20	20	20	20	20	20	20	20	
Disability Pension Wives / Widow(er)s (DPD)	n/a	n/a	2,169	1,998	1,830	1,669	1,528	1,377	1,279	1,162	0	0	0	0	0	0	0	0	0	0	0	0	0	0	0	
Commonwealth Seniors Health Cards (CSHC)	n/a	n/a	54	54	54	93	119	136	105	98	92	83	80	78	100	100	100	100	100	100	100	100	100	100	100	
Age Pension Partners (APP)	n/a	n/a	39	37	38	34	61	57	53	49	42	42	43	43	0	0	0	0	0	0	0	0	0	0	0	
Overlap Between Dependant Categories	n/a	n/a	n/a	1,221	1,112	1,185	1,133	1,030	972	1,513	81	76	72	74	100	100	100	100	100	100	100	100	100	100	100	
DFISA Dependants Only						237	225	219	235	817	166	174	176	171	200	200	200	200	200	200	300	300	300	300	300	
Other Allowances or Benefits Only						17	10	31	1	3	0	0	0	0	0	0	0	0	0	0	0	0	0	0	0	
<b>Total Dependants</b>	<b>n/a</b>	<b>n/a</b>	<b>10,131</b>	<b>9,886</b>	<b>9,632</b>	<b>9,407</b>	<b>9,052</b>	<b>8,654</b>	<b>8,291</b>	<b>7,927</b>	<b>6,438</b>	<b>6,110</b>	<b>5,717</b>	<b>5,508</b>	<b>5,400</b>	<b>5,100</b>	<b>4,800</b>	<b>4,500</b>	<b>4,200</b>	<b>3,900</b>	<b>3,600</b>	<b>3,300</b>	<b>3,100</b>	<b>2,900</b>	<b>2,600</b>	
<b>Overlap Between Total Veterans and Dependants</b>	<b>n/a</b>	<b>n/a</b>	<b>268</b>	<b>255</b>	<b>262</b>	<b>249</b>	<b>252</b>	<b>230</b>	<b>212</b>	<b>185</b>	<b>151</b>	<b>143</b>	<b>127</b>	<b>121</b>	<b>100</b>	<b>100</b>	<b>100</b>	<b>100</b>	<b>100</b>	<b>100</b>	<b>100</b>	<b>100</b>	<b>100</b>	<b>100</b>	<b>0</b>	
<b>Beneficiaries - Net Total</b>	<b>n/a</b>	<b>n/a</b>	<b>19,364</b>	<b>18,806</b>	<b>18,164</b>	<b>17,409</b>	<b>16,688</b>	<b>15,900</b>	<b>15,165</b>	<b>14,589</b>	<b>11,656</b>	<b>11,033</b>	<b>10,351</b>	<b>10,008</b>	<b>9,700</b>	<b>9,200</b>	<b>8,600</b>	<b>8,100</b>	<b>7,600</b>	<b>7,200</b>	<b>6,700</b>	<b>6,300</b>	<b>6,000</b>	<b>5,600</b>	<b>5,400</b>	

\* - Includes overseas clients up to 2009



Date of Most Recent Actual Data : 28 Dec 2012  
Date When This Version is Current : 28 Jan 2013

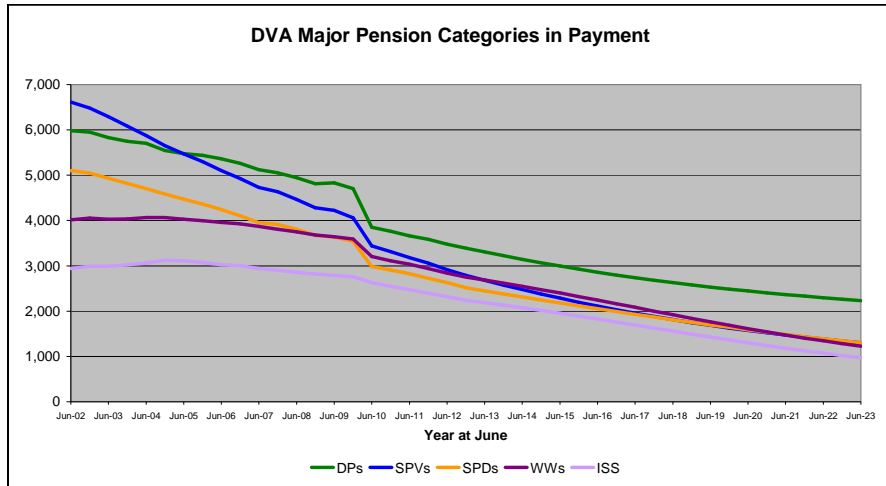
Continued next page

**DVA PROJECTED BENEFICIARY NUMBERS WITH ACTUALS TO 31 DECEMBER 2012 - TASMANIA \***

Executive Summary of DVA Beneficiaries in Receipt of Pension(s), Allowance(s) or Health Care Under the Veterans' Entitlements Act 1986

BENEFICIARY CATEGORY (Subsets of Net Total Beneficiaries on Previous Page)	ACTUAL DATA														FORECAST DATA										
	June 2000	June 2001	June 2002	June 2003	June 2004	June 2005	June 2006	June 2007	June 2008	June 2009	June 2010	June 2011	June 2012	Dec 2012	June 2013	June 2014	June 2015	June 2016	June 2017	June 2018	June 2019	June 2020	June 2021	June 2022	June 2023
Total Income Support Beneficiaries (a)	n/a	n/a	14,892	14,442	13,854	13,754	13,085	12,351	11,833	11,922	9,661	9,077	8,459	8,104	7,900	7,500	7,000	6,600	6,200	5,800	5,500	5,100	4,800	4,600	4,300
Total Disability Compensation Beneficiaries (b)	n/a	n/a	12,141	11,835	11,573	11,148	10,820	10,339	9,945	9,613	7,046	6,686	6,310	6,139	6,000	5,700	5,400	5,100	4,800	4,500	4,300	4,000	3,800	3,600	3,500
<b>Health Treatment Card Holders :</b>																									
Gold Card Holders	n/a	n/a	10,012	9,741	9,450	9,050	8,636	8,219	7,804	7,453	6,925	6,483	6,030	5,819	5,600	5,300	4,900	4,600	4,300	4,000	3,700	3,500	3,200	3,000	2,800
White Card Holders	n/a	n/a	1,363	1,354	1,389	1,328	1,352	1,304	1,292	1,295	1,230	1,237	1,238	1,245	1,200	1,300	1,300	1,200	1,200	1,200	1,200	1,200	1,200	1,200	1,200
<b>Total Health Treatment Card Holders</b>	<b>n/a</b>	<b>n/a</b>	<b>11,375</b>	<b>11,095</b>	<b>10,839</b>	<b>10,378</b>	<b>9,988</b>	<b>9,523</b>	<b>9,096</b>	<b>8,748</b>	<b>8,155</b>	<b>7,720</b>	<b>7,268</b>	<b>7,064</b>	<b>6,900</b>	<b>6,500</b>	<b>6,200</b>	<b>5,800</b>	<b>5,500</b>	<b>5,200</b>	<b>4,900</b>	<b>4,700</b>	<b>4,400</b>	<b>4,200</b>	<b>4,000</b>
<b>Other Categories of Interest:</b>																									
Income Support Supplement (ISS)	n/a	n/a	2,940	2,993	3,061	3,108	3,025	2,942	2,858	2,791	2,633	2,474	2,318	2,239	2,200	2,100	2,000	1,800	1,700	1,600	1,400	1,300	1,200	1,100	1,000
Total Age Pensioners (AP)	n/a	n/a	106	101	98	91	153	144	136	125	106	100	99	98	100	100	100	100	100	100	100	100	100	100	100
Total Commonwealth Seniors Health Cards (CSHC)	n/a	n/a	126	120	113	176	209	232	183	178	162	142	133	121	100	100	100	100	100	100	100	100	100	100	100
Repatriation Pharmaceutical Benefits Cards (RPBC)			634	610	577	516	470	417	373	346	293	255	216	199	200	200	100	100	100	100	100	0	0	0	0
DFISA Total						514	487	473	511	1,075	423	434	442	420	400	500	500	500	500	600	600	700	700	700	800

\* - Includes overseas clients up to 2009

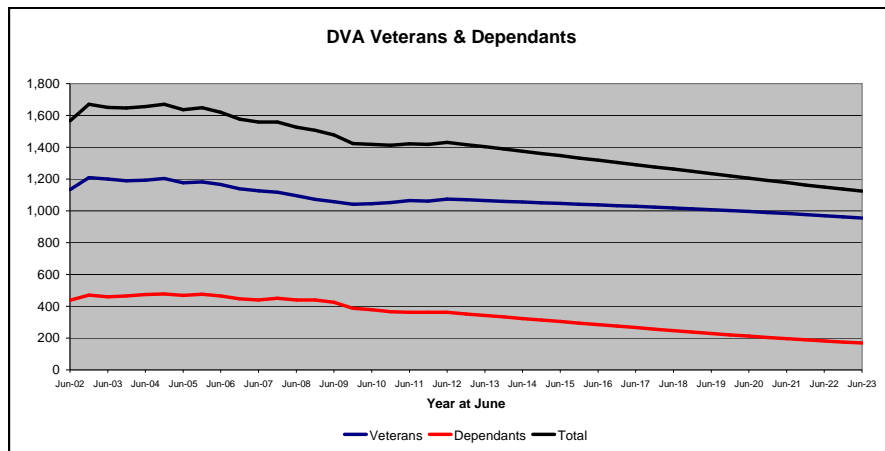


Date of Most Recent Actual Data : 28 Dec 2012  
 Date When This Version is Current : 28 Jan 2013

DVA PROJECTED BENEFICIARY NUMBERS WITH ACTUALS TO 31 DECEMBER 2012 - NORTHERN TERRITORY

Executive Summary of DVA Beneficiaries in Receipt of Pension(s), Allowance(s) or Health Care Under the Veterans' Entitlements Act 1986

BENEFICIARY CATEGORY	ACTUAL DATA														FORECAST DATA											
	June 2000	June 2001	June 2002	June 2003	June 2004	June 2005	June 2006	June 2007	June 2008	June 2009	June 2010	June 2011	June 2012	Dec 2012	June 2013	June 2014	June 2015	June 2016	June 2017	June 2018	June 2019	June 2020	June 2021	June 2022	June 2023	
<b>Veterans :</b>																										
Disability Pensioners in Payment (DP)	n/a	n/a	828	901	906	905	910	873	853	825	808	793	766	754	750	750	750	750	740	740	740	730	730	720	710	
Age Pension Veterans (APV) (Included Above)	n/a	n/a	4	5	4	3	3	2	2	2	2	3	3	3	0	0	0	0	0	0	0	0	0	0	0	
Service Pension Veterans (SPV)	n/a	n/a	348	370	372	381	370	364	350	330	312	301	301	291	300	300	310	310	310	310	310	300	300	290	280	
Overlap Between DPs and SPVs	n/a	n/a	183	207	219	229	231	229	219	208	198	186	188	188	190	200	200	200	200	200	190	190	180	180	170	
Treatment / Pharmaceutical Cards or Allowances Only Recipients	n/a	n/a	140	136	133	120	116	119	111	110	123	156	194	213	210	200	190	180	170	160	150	150	140	140	130	
<b>Total Veterans</b>	<b>n/a</b>	<b>n/a</b>	<b>1,133</b>	<b>1,200</b>	<b>1,192</b>	<b>1,177</b>	<b>1,165</b>	<b>1,127</b>	<b>1,095</b>	<b>1,057</b>	<b>1,045</b>	<b>1,064</b>	<b>1,073</b>	<b>1,070</b>	<b>1,070</b>	<b>1,060</b>	<b>1,050</b>	<b>1,040</b>	<b>1,030</b>	<b>1,020</b>	<b>1,010</b>	<b>1,000</b>	<b>980</b>	<b>970</b>	<b>960</b>	
<b>Dependants :</b>																										
Service Pension Dependants (SPD)	n/a	n/a	211	224	244	245	237	220	220	213	202	192	196	188	190	200	210	210	210	210	210	210	210	210	200	
War Widow(ers) (WW)	n/a	n/a	152	162	169	162	170	161	167	160	157	148	141	136	140	140	140	140	140	140	140	140	140	140	140	
Orphans (O)	n/a	n/a	1	2	1	0	0	0	0	1	0	0	0	0	0	0	0	0	0	0	0	0	0	0	0	
Children of Disabled Veterans (DC)	n/a	n/a	4	4	3	3	2	1	0	1	0	0	0	0	0	0	0	0	0	0	0	0	0	0	0	
Adequate Means of Support (AMS) (a)	n/a	n/a	1	1	1	1	1	1	1	1	1	1	1	1	0	0	0	0	0	0	0	0	0	0	0	
Disability Pension Wives / Widow(ers) (DPD)	n/a	n/a	99	95	86	75	64	66	62	51	0	0	0	0	0	0	0	0	0	0	0	0	0	0	0	
Commonwealth Seniors Health Cards (CSHC)	n/a	n/a	6	6	5	15	21	21	18	17	17	15	13	14	10	10	10	10	10	10	10	10	10	10	10	
Age Pension Partners (APP)	n/a	n/a	3	5	4	4	3	3	3	3	3	5	5	5	10	10	10	10	10	10	10	10	10	10	10	
Overlap Between Dependant Categories	n/a	n/a	n/a	40	40	54	52	54	52	43	14	12	11	10	10	10	10	10	10	10	10	10	10	10	10	
DFISA Dependants Only						16	18	19	19	20	12	13	17	17	20	20	20	20	20	20	20	30	30	30	30	
Other Allowances or Benefits Only						1	1	2	1	0	0	0	0	0	0	0	0	0	0	0	0	0	0	0	0	
<b>Total Dependants</b>	<b>n/a</b>	<b>n/a</b>	<b>438</b>	<b>459</b>	<b>473</b>	<b>468</b>	<b>440</b>	<b>439</b>	<b>426</b>	<b>378</b>	<b>362</b>	<b>362</b>	<b>351</b>	<b>340</b>	<b>320</b>	<b>300</b>	<b>280</b>	<b>270</b>	<b>250</b>	<b>230</b>	<b>210</b>	<b>200</b>	<b>180</b>	<b>170</b>		
<b>Overlap Between Total Veterans and Dependants</b>	<b>n/a</b>	<b>n/a</b>	<b>6</b>	<b>8</b>	<b>9</b>	<b>9</b>	<b>10</b>	<b>8</b>	<b>7</b>	<b>6</b>	<b>5</b>	<b>5</b>	<b>4</b>	<b>4</b>	<b>0</b>	<b>0</b>	<b>0</b>	<b>0</b>	<b>0</b>	<b>0</b>	<b>0</b>	<b>0</b>	<b>0</b>	<b>0</b>	<b>0</b>	
<b>Beneficiaries - Net Total</b>	<b>n/a</b>	<b>n/a</b>	<b>1,565</b>	<b>1,651</b>	<b>1,656</b>	<b>1,636</b>	<b>1,620</b>	<b>1,559</b>	<b>1,527</b>	<b>1,478</b>	<b>1,418</b>	<b>1,421</b>	<b>1,431</b>	<b>1,417</b>	<b>1,400</b>	<b>1,380</b>	<b>1,350</b>	<b>1,320</b>	<b>1,290</b>	<b>1,260</b>	<b>1,230</b>	<b>1,210</b>	<b>1,180</b>	<b>1,150</b>	<b>1,120</b>	



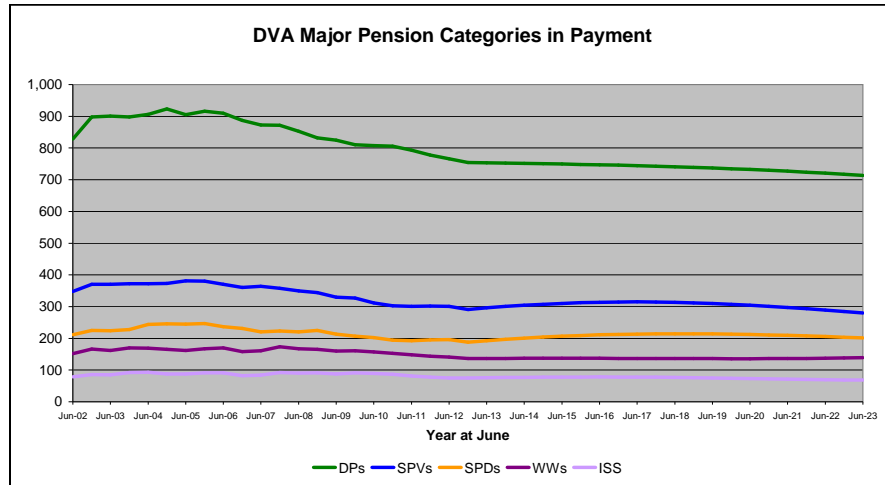
Date of Most Recent Actual Data : 28 Dec 2012  
Date When This Version is Current : 28 Jan 2013

Continued next page

## DVA PROJECTED BENEFICIARY NUMBERS WITH ACTUALS TO 31 DECEMBER 2012 - NORTHERN TERRITORY

Executive Summary of DVA Beneficiaries in Receipt of Pension(s), Allowance(s) or Health Care Under the Veterans' Entitlements Act 1986

BENEFICIARY CATEGORY (Subsets of Net Total Beneficiaries on Previous Page)	ACTUAL DATA														FORECAST DATA										
	June 2000	June 2001	June 2002	June 2003	June 2004	June 2005	June 2006	June 2007	June 2008	June 2009	June 2010	June 2011	June 2012	Dec 2012	June 2013	June 2014	June 2015	June 2016	June 2017	June 2018	June 2019	June 2020	June 2021	June 2022	June 2023
Total Income Support Beneficiaries (a)	n/a	n/a	663	708	732	786	786	752	744	712	674	645	650	633	610	570	540	510	480	450	420	390	370	350	320
Total Disability Compensation Beneficiaries (b)	n/a	n/a	1,082	1,162	1,162	1,142	1,143	1,098	1,079	1,034	963	939	910	889	860	820	770	730	690	650	610	580	550	520	490
<b>Health Treatment Card Holders :</b>																									
Gold Card Holders	n/a	n/a	528	579	591	599	621	614	597	567	548	532	525	513	510	510	510	510	510	510	510	510	510	510	510
White Card Holders	n/a	n/a	667	698	693	673	649	614	606	598	602	632	648	655	660	680	690	710	720	720	730	730	740	740	740
<b>Total Health Treatment Card Holders</b>	<b>n/a</b>	<b>n/a</b>	<b>1,195</b>	<b>1,277</b>	<b>1,284</b>	<b>1,272</b>	<b>1,270</b>	<b>1,228</b>	<b>1,203</b>	<b>1,165</b>	<b>1,150</b>	<b>1,164</b>	<b>1,173</b>	<b>1,168</b>	<b>1,180</b>	<b>1,190</b>	<b>1,210</b>	<b>1,220</b>	<b>1,230</b>	<b>1,240</b>	<b>1,240</b>	<b>1,250</b>	<b>1,250</b>	<b>1,240</b>	
<b>Other Categories of Interest:</b>																									
Income Support Supplement (ISS)	n/a	n/a	79	85	93	88	91	84	90	88	89	81	75	75	80	80	80	80	80	80	70	70	70	70	70
Total Age Pensioners (AP)	n/a	n/a	7	10	8	7	6	5	5	5	8	8	8	8	10	10	10	10	10	10	10	10	10	10	10
Total Commonwealth Seniors Health Cards (CSHC)	n/a	n/a	18	19	15	26	36	34	33	28	29	26	23	26	30	20	20	20	20	20	20	10	10	10	10
Repatriation Pharmaceutical Benefits Cards (RPBC)			47	48	46	40	33	26	24	21	20	18	18	15	10	10	10	10	10	10	10	10	10	10	10
<b>DFISA Total</b>						44	51	48	49	51	40	41	50	49	50	50	50	50	50	60	60	60	60	60	60



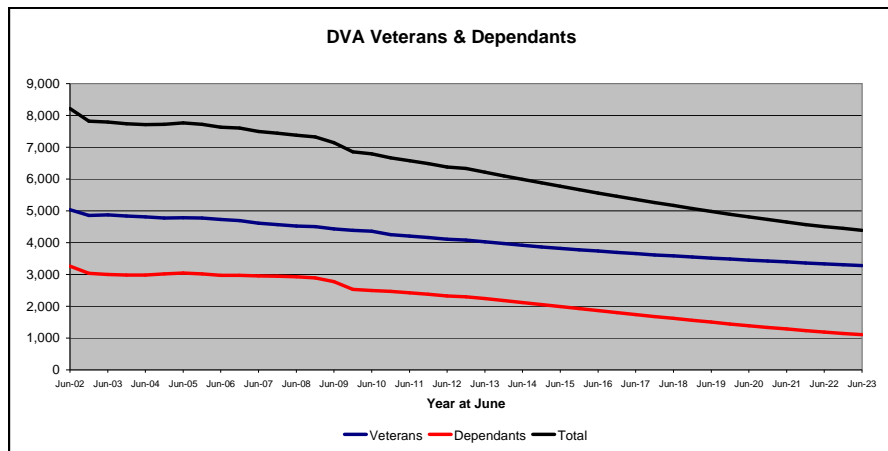
Date of Most Recent Actual Data : 28 Dec 2012  
Date When This Version is Current : 28 Jan 2013



DVA PROJECTED BENEFICIARY NUMBERS WITH ACTUALS TO 31 DECEMBER 2012 - AUSTRALIAN CAPITAL TERRITORY

Executive Summary of DVA Beneficiaries in Receipt of Pension(s), Allowance(s) or Health Care Under the Veterans' Entitlements Act 1986

BENEFICIARY CATEGORY	ACTUAL DATA														FORECAST DATA											
	June 2000	June 2001	June 2002	June 2003	June 2004	June 2005	June 2006	June 2007	June 2008	June 2009	June 2010	June 2011	June 2012	Dec 2012	June 2013	June 2014	June 2015	June 2016	June 2017	June 2018	June 2019	June 2020	June 2021	June 2022	June 2023	
<b>Veterans :</b>																										
Disability Pensioners in Payment (DP)	n/a	n/a	3,515	3,405	3,394	3,441	3,439	3,388	3,336	3,259	3,204	3,072	2,984	2,954	2,900	2,900	2,800	2,800	2,700	2,700	2,600	2,600	2,600	2,500	2,500	
Age Pension Veterans (APV) (Included Above)	n/a	n/a	29	27	25	29	33	28	31	24	22	22	24	23	20	20	20	20	20	20	20	20	20	20	20	
Service Pension Veterans (SPV)	n/a	n/a	1,435	1,312	1,259	1,235	1,192	1,135	1,122	1,100	1,057	974	905	894	900	900	900	800	800	800	800	800	800	800	700	
Overlap Between DPs and SPVs	n/a	n/a	855	796	776	778	769	733	726	722	707	656	617	604	600	590	580	570	560	550	540	530	520	510	490	
Treatment / Pharmaceutical Cards or Allowances Only Recipients	n/a	n/a	939	949	931	887	868	825	795	791	803	821	836	839	820	770	730	690	660	630	610	580	560	550	530	
<b>Total Veterans</b>	<b>n/a</b>	<b>n/a</b>	<b>5,035</b>	<b>4,870</b>	<b>4,808</b>	<b>4,785</b>	<b>4,730</b>	<b>4,615</b>	<b>4,527</b>	<b>4,428</b>	<b>4,357</b>	<b>4,211</b>	<b>4,108</b>	<b>4,083</b>	<b>4,000</b>	<b>3,900</b>	<b>3,800</b>	<b>3,700</b>	<b>3,700</b>	<b>3,600</b>	<b>3,500</b>	<b>3,500</b>	<b>3,400</b>	<b>3,300</b>	<b>3,300</b>	
<b>Dependants :</b>																										
Service Pension Dependants (SPD)	n/a	n/a	1,236	1,155	1,120	1,097	1,063	1,027	1,034	1,022	981	934	873	866	860	850	830	820	800	780	760	730	710	680	650	
War Widow(ers) (WW)	n/a	n/a	1,422	1,318	1,351	1,390	1,372	1,412	1,407	1,345	1,314	1,265	1,233	1,215	1,200	1,100	1,100	1,000	1,000	900	900	800	800	700	700	
Orphans (O)	n/a	n/a	9	10	8	6	6	3	6	6	6	8	8	8	10	10	10	10	10	10	10	10	10	10	10	
Children of Disabled Veterans (DC)	n/a	n/a	28	15	12	11	10	8	5	2	0	0	0	0	0	0	0	0	0	0	0	0	0	0	0	
Adequate Means of Support (AMS) (a)	n/a	n/a	7	7	7	7	6	6	6	6	6	6	6	6	6	10	10	10	10	10	10	10	10	10	10	
Disability Pension Wives / Widow(ers) (DPD)	n/a	n/a	712	632	594	557	524	489	448	413	0	0	0	0	0	0	0	0	0	0	0	0	0	0	0	
Commonwealth Seniors Health Cards (CSHC)	n/a	n/a	103	101	106	136	140	162	148	140	116	126	122	126	100	100	100	100	100	100	100	100	100	100	100	
Age Pension Partners (APP)	n/a	n/a	22	22	19	21	26	20	23	18	14	13	14	14	0	0	0	0	0	0	0	0	0	0	0	
Overlap Between Dependant Categories	n/a	n/a	n/a	259	239	326	316	312	296	292	57	50	51	57	60	50	50	50	40	40	40	30	30	30	30	
DFISA Dependants Only						144	138	132	143	115	113	117	116	120	120	120	120	120	120	120	120	120	110	110	110	
Other Allowances or Benefits Only						6	3	6	5	2	0	0	0	0	0	0	0	0	0	0	0	0	0	0	0	
<b>Total Dependants</b>	<b>n/a</b>	<b>n/a</b>	<b>3,260</b>	<b>3,001</b>	<b>2,978</b>	<b>3,049</b>	<b>2,972</b>	<b>2,953</b>	<b>2,929</b>	<b>2,777</b>	<b>2,493</b>	<b>2,419</b>	<b>2,321</b>	<b>2,298</b>	<b>2,200</b>	<b>2,100</b>	<b>2,000</b>	<b>1,900</b>	<b>1,700</b>	<b>1,600</b>	<b>1,500</b>	<b>1,400</b>	<b>1,300</b>	<b>1,200</b>	<b>1,100</b>	
<b>Overlap Between Total Veterans and Dependants</b>	<b>n/a</b>	<b>n/a</b>	<b>80</b>	<b>75</b>	<b>73</b>	<b>70</b>	<b>71</b>	<b>70</b>	<b>75</b>	<b>73</b>	<b>60</b>	<b>51</b>	<b>48</b>	<b>47</b>	<b>50</b>	<b>40</b>	<b>40</b>	<b>40</b>	<b>40</b>	<b>30</b>	<b>30</b>	<b>30</b>	<b>30</b>	<b>30</b>	<b>0</b>	
<b>Beneficiaries - Net Total</b>	<b>n/a</b>	<b>n/a</b>	<b>8,215</b>	<b>7,796</b>	<b>7,713</b>	<b>7,764</b>	<b>7,631</b>	<b>7,498</b>	<b>7,381</b>	<b>7,142</b>	<b>6,790</b>	<b>6,579</b>	<b>6,381</b>	<b>6,334</b>	<b>6,200</b>	<b>6,000</b>	<b>5,800</b>	<b>5,600</b>	<b>5,400</b>	<b>5,200</b>	<b>5,000</b>	<b>4,800</b>	<b>4,700</b>	<b>4,500</b>	<b>4,400</b>	



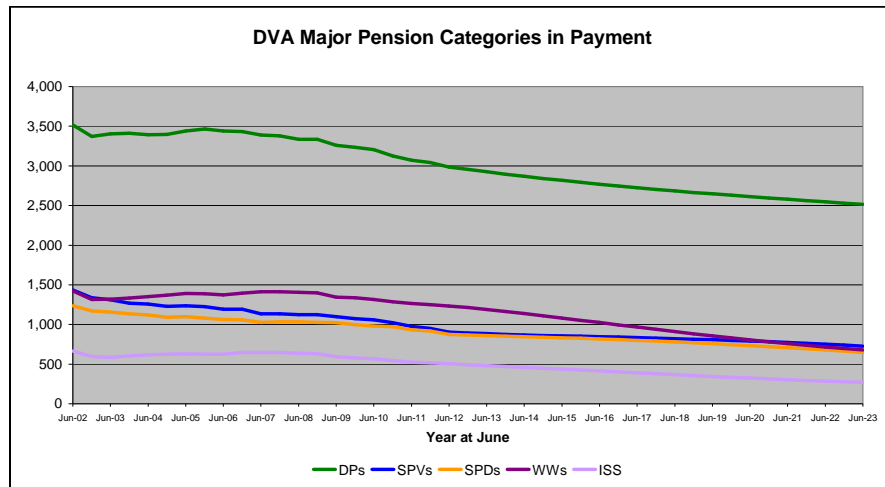
Date of Most Recent Actual Data : 28 Dec 2012  
Date When This Version is Current : 28 Jan 2013

Continued next page

## DVA PROJECTED BENEFICIARY NUMBERS WITH ACTUALS TO 31 DECEMBER 2012 - AUSTRALIAN CAPITAL TERRITORY

Executive Summary of DVA Beneficiaries in Receipt of Pension(s), Allowance(s) or Health Care Under the Veterans' Entitlements Act 1986

BENEFICIARY CATEGORY (Subsets of Net Total Beneficiaries on Previous Page)	ACTUAL DATA															FORECAST DATA									
	June 2000	June 2001	June 2002	June 2003	June 2004	June 2005	June 2006	June 2007	June 2008	June 2009	June 2010	June 2011	June 2012	Dec 2012	June 2013	June 2014	June 2015	June 2016	June 2017	June 2018	June 2019	June 2020	June 2021	June 2022	June 2023
Total Income Support Beneficiaries (a)	n/a	n/a	3,651	3,359	3,303	3,581	3,493	3,447	3,432	3,290	3,112	2,958	2,791	2,765	2,600	2,500	2,300	2,200	2,000	1,900	1,800	1,700	1,600	1,500	1,400
Total Disability Compensation Beneficiaries (b)	n/a	n/a	5,666	5,362	5,343	5,390	5,335	5,285	5,184	5,005	4,515	4,340	4,221	4,172	4,000	3,800	3,600	3,400	3,200	3,000	2,900	2,700	2,600	2,400	2,300
<b>Health Treatment Card Holders :</b>																									
Gold Card Holders	n/a	n/a	3,646	3,566	3,557	3,559	3,496	3,485	3,419	3,284	3,195	3,085	2,996	2,928	2,900	2,800	2,700	2,600	2,500	2,400	2,300	2,300	2,200	2,100	2,100
White Card Holders	n/a	n/a	2,359	2,288	2,262	2,284	2,281	2,247	2,224	2,212	2,209	2,180	2,149	2,174	2,200	2,200	2,200	2,200	2,200	2,200	2,200	2,200	2,200	2,200	2,100
<b>Total Health Treatment Card Holders</b>	<b>n/a</b>	<b>n/a</b>	<b>6,005</b>	<b>5,854</b>	<b>5,819</b>	<b>5,843</b>	<b>5,777</b>	<b>5,732</b>	<b>5,643</b>	<b>5,496</b>	<b>5,404</b>	<b>5,265</b>	<b>5,145</b>	<b>5,102</b>	<b>5,000</b>	<b>4,900</b>	<b>4,800</b>	<b>4,800</b>	<b>4,700</b>	<b>4,600</b>	<b>4,500</b>	<b>4,400</b>	<b>4,400</b>	<b>4,300</b>	<b>4,200</b>
<b>Other Categories of Interest:</b>																									
Income Support Supplement (ISS)	n/a	n/a	665	586	617	628	624	647	637	593	568	525	507	490	480	460	440	410	390	370	340	320	300	290	270
Total Age Pensioners (AP)	n/a	n/a	51	49	44	50	59	48	54	42	36	35	38	37	40	40	40	30	30	30	30	30	30	30	30
Total Commonwealth Seniors Health Cards (CSHC)	n/a	n/a	264	257	263	306	312	351	326	309	247	266	247	248	200	200	200	200	200	200	200	200	200	200	200
Repatriation Pharmaceutical Benefits Cards (RPBC)			265	252	244	222	210	192	176	155	148	120	106	99	100	100	100	0	0	0	0	0	0	0	0
DFISA Total						310	297	282	308	263	254	255	255	263	300	300	300	300	300	200	200	200	200	200	200

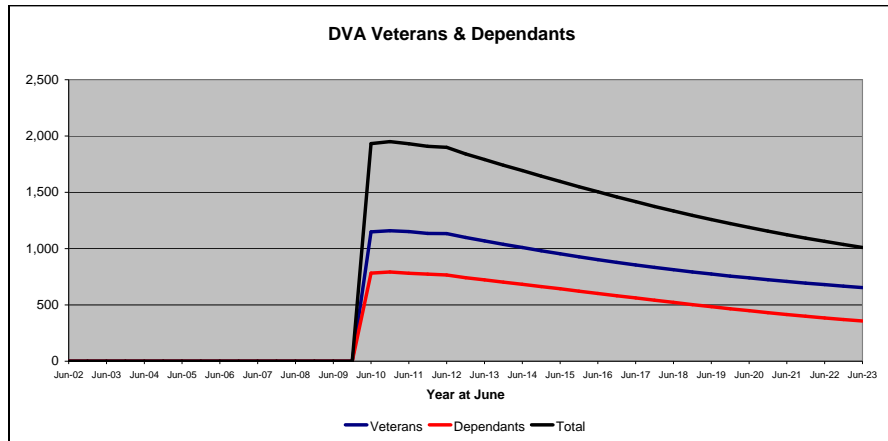


Date of Most Recent Actual Data : 28 Dec 2012  
Date When This Version is Current : 28 Jan 2013

**DVA PROJECTED BENEFICIARY NUMBERS WITH ACTUALS TO 31 DECEMBER 2012 - OVERSEAS CLIENTS**

Executive Summary of DVA Beneficiaries in Receipt of Pension(s), Allowance(s) or Health Care Under the Veterans' Entitlements Act 1986

BENEFICIARY CATEGORY	ACTUAL DATA														FORECAST DATA											
	June 2000	June 2001	June 2002	June 2003	June 2004	June 2005	June 2006	June 2007	June 2008	June 2009	June 2010	June 2011	June 2012	Dec 2012	June 2013	June 2014	June 2015	June 2016	June 2017	June 2018	June 2019	June 2020	June 2021	June 2022	June 2023	
<b>Veterans :</b>																										
Disability Pensioners in Payment (DP)	n/a	n/a	n/a	n/a	n/a	n/a	n/a	n/a	n/a	n/a	794	794	761	750	740	720	690	670	650	630	610	600	580	560	550	
Age Pension Veterans (APV) (Included Above)	n/a	n/a	n/a	n/a	n/a	n/a	n/a	n/a	n/a	n/a	2	3	4	6	10	10	10	10	10	10	10	10	10	10	10	
Service Pension Veterans (SPV)	n/a	n/a	n/a	n/a	n/a	n/a	n/a	n/a	n/a	n/a	517	512	487	463	440	410	370	340	310	290	260	240	220	210	190	
Overlap Between DPs and SPVs	n/a	n/a	n/a	n/a	n/a	n/a	n/a	n/a	n/a	n/a	185	204	196	192	190	180	180	170	170	160	160	150	150	140	140	
Treatment / Pharmaceutical Cards or Allowances Only Recipients	n/a	n/a	n/a	n/a	n/a	n/a	n/a	n/a	n/a	n/a	23	49	82	78	80	70	70	60	60	60	60	50	50	50	50	
<b>Total Veterans</b>	<b>n/a</b>	<b>n/a</b>	<b>n/a</b>	<b>n/a</b>	<b>n/a</b>	<b>n/a</b>	<b>n/a</b>	<b>n/a</b>	<b>n/a</b>	<b>n/a</b>	<b>1,149</b>	<b>1,151</b>	<b>1,134</b>	<b>1,099</b>	<b>1,070</b>	<b>1,010</b>	<b>950</b>	<b>900</b>	<b>860</b>	<b>810</b>	<b>770</b>	<b>740</b>	<b>710</b>	<b>680</b>	<b>650</b>	
<b>Dependants :</b>																										
Service Pension Dependants (SPD)	n/a	n/a	n/a	n/a	n/a	n/a	n/a	n/a	n/a	n/a	466	464	445	431	420	400	370	350	330	300	280	260	240	220	210	
War Widow(ers) (WW)	n/a	n/a	n/a	n/a	n/a	n/a	n/a	n/a	n/a	n/a	299	298	296	290	290	280	270	260	250	240	230	220	220	210	210	
Orphans (O)	n/a	n/a	n/a	n/a	n/a	n/a	n/a	n/a	n/a	n/a	9	10	10	9	10	10	10	10	10	10	10	10	10	10	10	
Children of Disabled Veterans (DC)	n/a	n/a	n/a	n/a	n/a	n/a	n/a	n/a	n/a	n/a	0	0	0	0	0	0	0	0	0	0	0	0	0	0	0	
Adequate Means of Support (AMS) (a)	n/a	n/a	n/a	n/a	n/a	n/a	n/a	n/a	n/a	n/a	1	1	1	1	0	0	0	0	0	0	0	0	0	0	0	
Disability Pension Wives / Widow(ers) (DPD)	n/a	n/a	n/a	n/a	n/a	n/a	n/a	n/a	n/a	n/a	0	0	0	0	0	0	0	0	0	0	0	0	0	0	0	
Commonwealth Seniors Health Cards (CSHC)	n/a	n/a	n/a	n/a	n/a	0	0	0	0	0	1	1	1	1	0	0	0	0	0	0	0	0	0	0	0	
Age Pension Partners (APP)	n/a	n/a	n/a	n/a	n/a	n/a	n/a	n/a	n/a	n/a	1	1	1	1	0	0	0	0	0	0	0	0	0	0	0	
Overlap Between Dependant Categories	n/a	n/a	n/a	n/a	n/a	n/a	n/a	n/a	n/a	n/a	0	1	-5	-3	0	0	0	0	0	0	0	0	0	0	0	
DFISA Dependants Only						n/a	n/a	n/a	n/a	n/a	6	7	7	6	10	10	10	10	10	10	10	10	10	10	10	
Other Allowances or Benefits Only						n/a	n/a	n/a	n/a	n/a	0	0	0	0	0	0	0	0	0	0	0	0	0	0	0	
<b>Total Dependants</b>	<b>n/a</b>	<b>n/a</b>	<b>n/a</b>	<b>n/a</b>	<b>n/a</b>	<b>n/a</b>	<b>n/a</b>	<b>n/a</b>	<b>n/a</b>	<b>n/a</b>	<b>783</b>	<b>781</b>	<b>766</b>	<b>742</b>	<b>720</b>	<b>680</b>	<b>640</b>	<b>600</b>	<b>560</b>	<b>520</b>	<b>480</b>	<b>450</b>	<b>420</b>	<b>380</b>	<b>360</b>	
<b>Overlap Between Total Veterans and Dependants</b>	<b>n/a</b>	<b>n/a</b>	<b>n/a</b>	<b>n/a</b>	<b>n/a</b>	<b>n/a</b>	<b>n/a</b>	<b>n/a</b>	<b>n/a</b>	<b>n/a</b>	<b>0</b>	<b>1</b>	<b>0</b>	<b>0</b>	<b>0</b>	<b>0</b>	<b>0</b>	<b>0</b>	<b>0</b>	<b>0</b>	<b>0</b>	<b>0</b>	<b>0</b>	<b>0</b>	<b>0</b>	
<b>Beneficiaries - Net Total</b>	<b>n/a</b>	<b>n/a</b>	<b>n/a</b>	<b>n/a</b>	<b>n/a</b>	<b>n/a</b>	<b>n/a</b>	<b>n/a</b>	<b>n/a</b>	<b>n/a</b>	<b>1,932</b>	<b>1,931</b>	<b>1,900</b>	<b>1,841</b>	<b>1,790</b>	<b>1,690</b>	<b>1,600</b>	<b>1,500</b>	<b>1,420</b>	<b>1,330</b>	<b>1,260</b>	<b>1,190</b>	<b>1,120</b>	<b>1,060</b>	<b>1,010</b>	



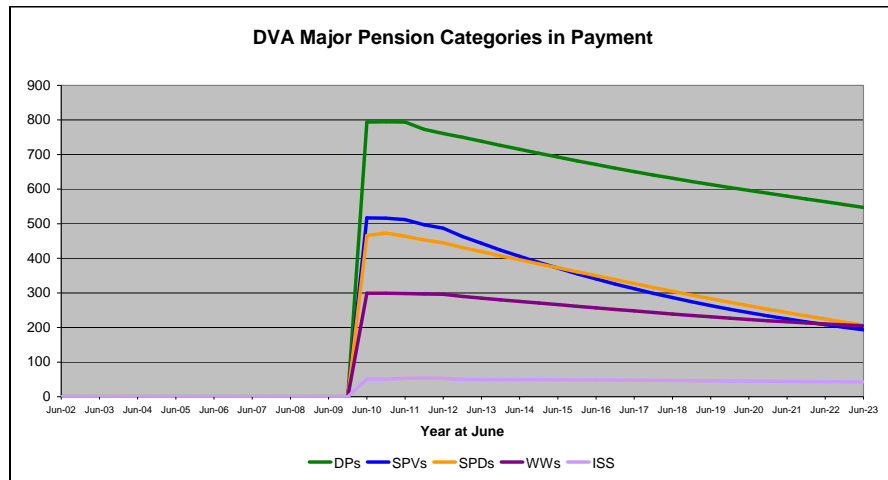
Date of Most Recent Actual Data : 28 Dec 2012  
 Date When This Version is Current : 28 Jan 2013

Continued next page

## DVA PROJECTED BENEFICIARY NUMBERS WITH ACTUALS TO 31 DECEMBER 2012 - OVERSEAS CLIENTS

Executive Summary of DVA Beneficiaries in Receipt of Pension(s), Allowance(s) or Health Care Under the Veterans' Entitlements Act 1986

BENEFICIARY CATEGORY (Subsets of Net Total Beneficiaries on Previous Page)	ACTUAL DATA														FORECAST DATA											
	June 2000	June 2001	June 2002	June 2003	June 2004	June 2005	June 2006	June 2007	June 2008	June 2009	June 2010	June 2011	June 2012	Dec 2012	June 2013	June 2014	June 2015	June 2016	June 2017	June 2018	June 2019	June 2020	June 2021	June 2022	June 2023	
Total Income Support Beneficiaries (a)	n/a	n/a	n/a	n/a	n/a	n/a	n/a	n/a	n/a	n/a	1,061	1,060	1,020	975	960	900	850	800	750	700	660	620	580	550	510	
Total Disability Compensation Beneficiaries (b)	n/a	n/a	n/a	n/a	n/a	n/a	n/a	n/a	n/a	n/a	1,103	1,103	1,070	1,050	1,010	960	910	860	810	770	720	680	650	620	580	
<b>Health Treatment Card Holders :</b>																										
Gold Card Holders	n/a	n/a	n/a	n/a	n/a	n/a	n/a	n/a	n/a	n/a	165	455	497	498	490	480	470	460	450	440	420	410	400	380	370	
White Card Holders	n/a	n/a	n/a	n/a	n/a	n/a	n/a	n/a	n/a	n/a	89	290	347	349	350	360	360	360	360	360	360	360	360	360	360	
<b>Total Health Treatment Card Holders</b>	<b>n/a</b>	<b>n/a</b>	<b>n/a</b>	<b>n/a</b>	<b>n/a</b>	<b>n/a</b>	<b>n/a</b>	<b>n/a</b>	<b>n/a</b>	<b>n/a</b>	<b>254</b>	<b>745</b>	<b>844</b>	<b>847</b>	<b>850</b>	<b>840</b>	<b>840</b>	<b>830</b>	<b>810</b>	<b>800</b>	<b>790</b>	<b>770</b>	<b>760</b>	<b>740</b>	<b>720</b>	
<b>Other Categories of Interest:</b>																										
Income Support Supplement (ISS)	n/a	n/a	n/a	n/a	n/a	n/a	n/a	n/a	n/a	n/a	51	53	53	50	50	50	50	50	50	50	50	50	40	40	40	
Total Age Pensioners (AP)	n/a	n/a	n/a	n/a	n/a	n/a	n/a	n/a	n/a	n/a	3	4	5	7	10	10	10	10	10	10	10	10	10	10	10	
Total Commonwealth Seniors Health Cards (CSHC)	n/a	n/a	n/a	n/a	n/a	0	0	0	0	0	1	1	1	1	0	0	0	0	0	0	0	0	0	0	0	
Repatriation Pharmaceutical Benefits Cards (RPBC)						n/a	n/a	n/a	n/a	n/a	16	50	51	49	50	50	50	50	50	50	50	50	50	50	50	
DFISA Total						n/a	n/a	n/a	n/a	n/a	26	30	32	30	30	30	30	30	30	30	30	30	30	30	30	



Date of Most Recent Actual Data : 28 Dec 2012  
Date When This Version is Current : 28 Jan 2013