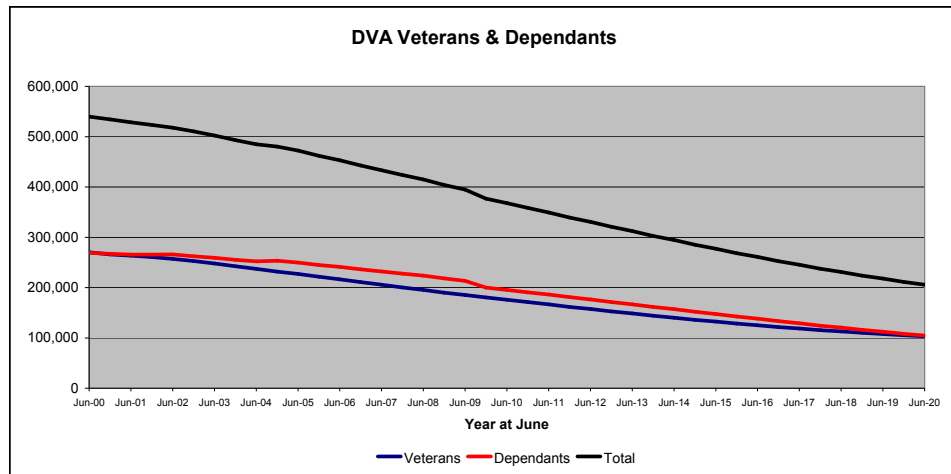


# DVA PROJECTED BENEFICIARY NUMBERS WITH ACTUALS TO 31 DECEMBER 2010 - AUSTRALIA

Executive Summary of DVA Beneficiaries in Receipt of Pension(s), Allowance(s) or Health Care Under the Veterans' Entitlements Act 1986

BENEFICIARY CATEGORY	ACTUAL DATA												FORECAST DATA										
	June 2000	June 2001	June 2002	June 2003	June 2004	June 2005	June 2006	June 2007	June 2008	June 2009	June 2010	Dec 2010	June 2011	June 2012	June 2013	June 2014	June 2015	June 2016	June 2017	June 2018	June 2019	June 2020	
<b>Veterans :</b>																							
Disability Pensioners in Payment (DP)	162,730	162,505	159,425	157,865	154,602	150,615	145,546	139,727	134,311	128,146	122,355	119,436	116,900	111,600	106,500	101,700	97,200	93,200	89,600	86,400	83,600	81,200	
Age Pension Veterans (APV) (Included Above)	n/a	n/a	4,452	4,233	3,969	3,864	3,771	3,579	3,451	3,261	3,006	2,879	2,800	2,500	2,300	2,100	1,900	1,700	1,500	1,400	1,200	1,100	
Service Pension Veterans (SPV)	165,940	161,655	155,099	147,617	138,740	130,719	122,458	113,698	108,580	102,053	95,363	92,014	89,200	83,300	77,600	72,200	67,100	62,400	58,100	54,100	50,600	47,300	
Overlap Between DPs and SPVs	87,444	88,124	87,127	85,653	83,012	79,753	75,811	71,206	69,159	65,831	62,077	60,199	58,900	55,800	52,800	50,000	47,300	44,900	42,700	40,700	38,900	37,300	
Treatment / Pharmaceutical Cards or Allowances Only Recipients	28,993	27,430	29,550	28,209	27,049	25,653	24,375	23,696	21,579	20,923	20,353	19,953	19,400	18,300	17,300	16,300	15,400	14,600	13,800	13,200	12,600	12,000	
<b>Total Veterans</b>	<b>270,219</b>	<b>263,466</b>	<b>256,947</b>	<b>248,038</b>	<b>237,379</b>	<b>227,234</b>	<b>216,568</b>	<b>205,915</b>	<b>195,311</b>	<b>185,291</b>	<b>175,994</b>	<b>171,204</b>	<b>166,600</b>	<b>157,400</b>	<b>148,600</b>	<b>140,200</b>	<b>132,400</b>	<b>125,300</b>	<b>118,800</b>	<b>113,000</b>	<b>107,800</b>	<b>103,100</b>	
<b>Dependants :</b>																							
Service Pension Dependents (SPD)	131,136	129,040	124,419	119,887	114,011	108,598	103,110	96,864	93,959	88,972	83,879	81,305	78,900	74,100	69,500	65,200	61,200	57,500	54,000	50,700	47,700	44,800	
War Widow(er)s (WW)	107,953	110,656	113,059	114,235	114,418	114,239	112,882	110,590	108,023	104,760	101,090	98,989	97,100	92,800	88,000	83,000	77,700	72,300	67,000	61,700	56,700	52,000	
Orphans (O)	410	382	344	298	270	239	222	198	193	201	190	194	190	180	170	160	160	150	150	140	140	140	
Children of Disabled Veterans (DC)	3,165	1,690	1,404	243	206	170	131	91	49	14	0	0	0	0	0	0	0	0	0	0	0	0	
Adequate Means of Support (AMS) (a)	683	657	600	576	555	539	517	500	485	469	449	443	440	420	410	400	390	380	380	370	360	350	
Disability Pension Wives / Widow(er)s (DPD)	56,596	51,148	47,016	43,078	39,399	35,878	32,666	29,627	26,815	24,299	0	0	0	0	0	0	0	0	0	0	0	0	
Commonwealth Seniors Health Cards (CSHC)	n/a	n/a	3,374	3,537	4,018	5,330	5,808	6,119	5,188	4,752	4,153	4,108	4,100	3,900	3,700	3,500	3,300	3,100	2,800	2,600	2,400	2,200	
Age Pension Partners (APP)	n/a	n/a	3,010	2,862	2,694	2,662	2,614	2,489	2,445	2,311	2,161	2,077	2,000	1,900	1,800	1,700	1,500	1,400	1,300	1,200	1,100	1,000	
Overlap Between Dependant Categories	n/a	n/a	n/a	25,912	24,060	27,801	26,039	24,201	22,993	20,910	3,819	3,569	3,500	3,300	3,100	2,900	2,700	2,600	2,400	2,200	2,100	1,900	
DFISA Dependents Only							9,444	9,061	8,993	9,691	8,285	7,282	6,900	6,600	6,300	6,200	6,000	6,000	6,000	6,000	6,100	6,200	
Other Allowances or Benefits Only	n/a	n/a	n/a	355	730	372	264	646	103	173	0	0	0	0	0	0	0	0	0	0	0	0	
<b>Total Dependents</b>	<b>269,010</b>	<b>265,618</b>	<b>265,848</b>	<b>259,159</b>	<b>252,241</b>	<b>249,670</b>	<b>241,236</b>	<b>231,916</b>	<b>223,958</b>	<b>213,326</b>	<b>195,385</b>	<b>190,615</b>	<b>186,200</b>	<b>176,500</b>	<b>166,800</b>	<b>157,200</b>	<b>147,600</b>	<b>138,200</b>	<b>129,200</b>	<b>120,500</b>	<b>112,400</b>	<b>104,700</b>	
<b>Overlap Between Total Veterans and Dependents</b>	n/a	n/a	4,832	4,760	4,739	4,677	4,703	4,497	4,301	4,046	3,564	3,428	3,300	3,200	3,000	2,800	2,700	2,500	2,300	2,200	2,100	2,000	
<b>Beneficiaries - Net Total</b>	<b>539,873</b>	<b>528,699</b>	<b>517,963</b>	<b>502,437</b>	<b>484,881</b>	<b>472,227</b>	<b>453,101</b>	<b>433,334</b>	<b>414,968</b>	<b>394,810</b>	<b>367,815</b>	<b>358,391</b>	<b>349,500</b>	<b>330,800</b>	<b>312,400</b>	<b>294,600</b>	<b>277,400</b>	<b>261,000</b>	<b>245,600</b>	<b>231,300</b>	<b>218,100</b>	<b>205,900</b>	



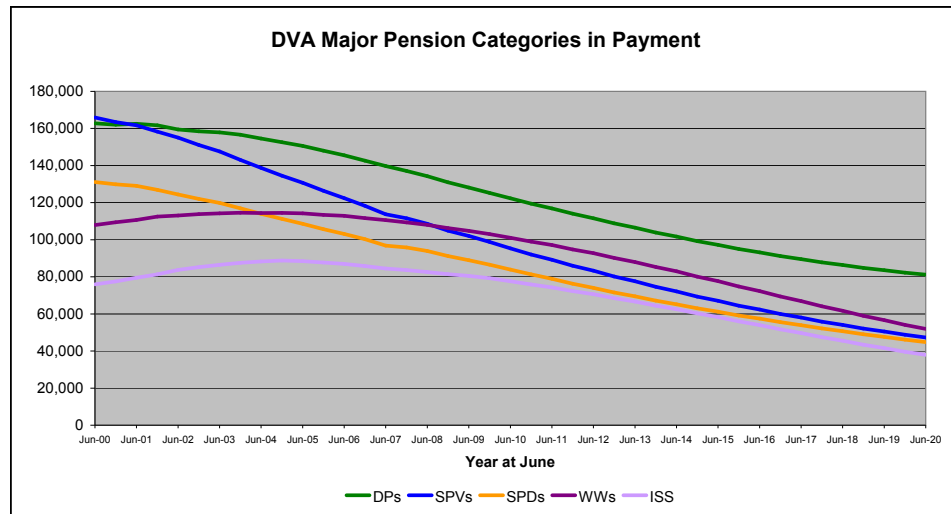
Date of Most Recent Actual Data : 31 December 2010  
Date When This Version is Current : 21 January 2011

Continued next page

## DVA PROJECTED BENEFICIARY NUMBERS WITH ACTUALS TO 31 DECEMBER 2010 - AUSTRALIA

Executive Summary of DVA Beneficiaries in Receipt of Pension(s), Allowance(s) or Health Care Under the Veterans' Entitlements Act 1986

BENEFICIARY CATEGORY (Subsets of Net Total Beneficiaries on Previous Page)	ACTUAL DATA												FORECAST DATA									
	June 2000	June 2001	June 2002	June 2003	June 2004	June 2005	June 2006	June 2007	June 2008	June 2009	June 2010	Dec 2010	June 2011	June 2012	June 2013	June 2014	June 2015	June 2016	June 2017	June 2018	June 2019	June 2020
<b>Total Income Support Beneficiaries (a)</b>	387,747	382,775	378,108	368,572	355,675	361,459	345,907	328,248	317,655	300,803	283,823	275,534	268,200	252,700	237,400	222,700	208,400	194,900	182,200	170,400	159,500	149,600
<b>Total Disability Compensation Beneficiaries (b)</b>	330,388	325,829	320,571	314,358	307,514	299,774	290,089	278,927	268,125	256,201	222,876	217,901	213,500	203,900	194,100	184,200	174,600	165,200	156,200	147,800	140,000	132,900
<b>Health Treatment Card Holders :</b>																						
Gold Card Holders	287,066	283,925	281,448	277,747	269,544	260,864	250,957	240,642	230,224	218,858	207,945	202,641	197,400	186,200	175,000	163,900	153,200	142,900	133,200	124,200	115,900	108,400
White Card Holders	61,930	61,206	59,268	57,413	56,254	55,469	54,272	52,979	51,358	50,390	49,621	49,246	48,800	47,900	46,800	45,800	44,800	43,800	42,900	42,000	41,200	40,500
<b>Total Health Treatment Card Holders</b>	<b>348,996</b>	<b>345,131</b>	<b>340,716</b>	<b>335,160</b>	<b>325,798</b>	<b>316,333</b>	<b>305,229</b>	<b>293,621</b>	<b>281,582</b>	<b>269,248</b>	<b>257,566</b>	<b>251,887</b>	<b>246,300</b>	<b>234,000</b>	<b>221,800</b>	<b>209,700</b>	<b>198,000</b>	<b>186,700</b>	<b>176,100</b>	<b>166,200</b>	<b>157,100</b>	<b>148,900</b>
<b>Other Categories of Interest:</b>																						
Income Support Supplement (ISS)	76,000	79,491	83,741	86,443	88,269	88,493	87,003	84,471	82,550	80,521	77,584	75,864	74,300	70,600	66,700	62,600	58,300	54,000	49,700	45,600	41,600	37,900
Total Age Pensioners (AP)	8,355	7,872	7,462	7,095	6,663	6,526	6,385	6,068	5,896	5,572	5,167	4,956	4,800	4,400	4,100	3,700	3,400	3,100	2,800	2,600	2,300	2,100
Total Commonwealth Seniors Health Cards (CSHC)	6,316	4,717	7,387	7,530	7,992	9,975	10,685	11,086	9,279	8,390	7,269	7,105	7,000	6,900	6,600	6,300	5,900	5,500	5,000	4,600	4,200	3,800
Repatriation Pharmaceutical Benefits Cards (RPBC)			21,726	20,672	19,284	17,874	16,438	14,963	13,395	11,951	10,614	9,915	9,300	8,000	6,800	5,700	4,800	3,900	3,100	2,500	1,900	1,500
DFISA Total						22,141	21,182	20,793	22,227	19,660	18,678	18,208	17,800	17,000	16,400	15,800	15,500	15,300	15,200	15,300	15,500	15,700

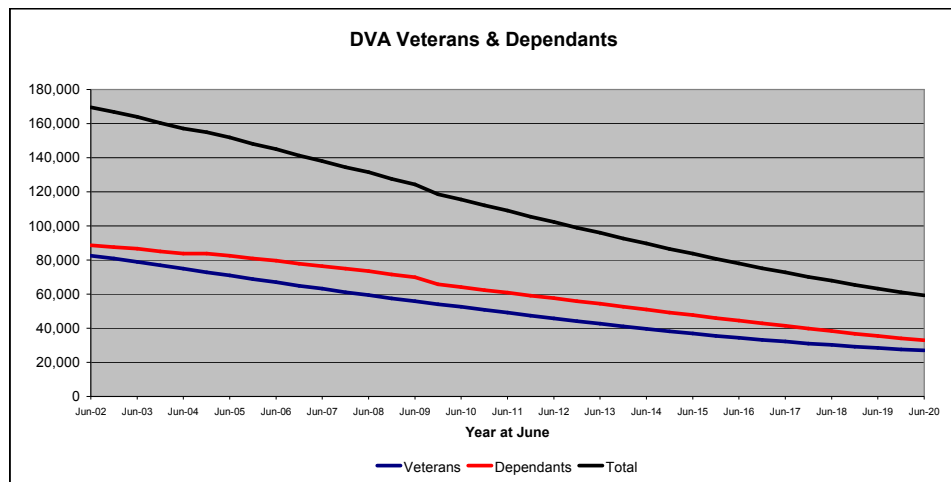


Date of Most Recent Actual Data : 31 December 2010  
Date When This Version is Current : 21 January 2011

# DVA PROJECTED BENEFICIARY NUMBERS WITH ACTUALS TO 31 DECEMBER 2010 - NEW SOUTH WALES

Executive Summary of DVA Beneficiaries in Receipt of Pension(s), Allowance(s) or Health Care Under the Veterans' Entitlements Act 1986

BENEFICIARY CATEGORY	ACTUAL DATA												FORECAST DATA										
	June 2000	June 2001	June 2002	June 2003	June 2004	June 2005	June 2006	June 2007	June 2008	June 2009	June 2010	Dec 2010	June 2011	June 2012	June 2013	June 2014	June 2015	June 2016	June 2017	June 2018	June 2019	June 2020	
<b>Veterans :</b>																							
Disability Pensioners in Payment (DP)	n/a	n/a	52,436	51,441	49,576	47,639	45,435	43,181	40,964	38,654	36,510	35,366	34,400	32,300	30,400	28,500	26,900	25,300	24,000	22,800	21,800	21,000	
Age Pension Veterans (APV) (Included Above)	n/a	n/a	1,654	1,567	1,459	1,423	1,371	1,281	1,230	1,159	1,055	1,000	1,000	900	800	700	600	500	400	400	300	300	
Service Pension Veterans (SPV)	n/a	n/a	50,274	47,486	44,205	41,292	38,366	35,676	33,825	31,649	29,497	28,334	27,400	25,500	23,600	21,900	20,200	18,700	17,400	16,200	15,100	14,100	
Overlap Between DPs and SPVs	n/a	n/a	29,898	29,090	27,599	26,173	24,525	22,931	22,028	20,748	19,371	18,662	18,300	17,300	16,400	15,500	14,700	13,900	13,200	12,600	12,100	11,600	
Treatment / Pharmaceutical Cards or Allowances Only Recipients	n/a	n/a	9,692	9,161	8,763	8,200	7,709	7,280	6,612	6,262	5,928	5,789	5,600	5,300	5,000	4,700	4,500	4,200	4,000	3,800	3,600	3,500	
<b>Total Veterans</b>	<b>n/a</b>	<b>n/a</b>	<b>82,503</b>	<b>78,998</b>	<b>74,945</b>	<b>70,958</b>	<b>66,985</b>	<b>63,206</b>	<b>59,373</b>	<b>55,817</b>	<b>52,564</b>	<b>50,827</b>	<b>49,200</b>	<b>45,800</b>	<b>42,700</b>	<b>39,700</b>	<b>36,900</b>	<b>34,400</b>	<b>32,200</b>	<b>30,200</b>	<b>28,500</b>	<b>27,000</b>	
<b>Dependants :</b>																							
Service Pension Dependents (SPD)	n/a	n/a	39,726	37,849	35,586	33,468	31,483	29,488	28,393	26,619	24,994	24,100	23,400	21,900	20,500	19,200	18,000	16,900	15,900	14,900	14,000	13,100	
War Widow(er)s (WW)	n/a	n/a	40,182	40,692	40,525	40,454	40,000	39,151	38,214	37,136	35,855	35,028	34,300	32,700	31,000	29,100	27,200	25,200	23,200	21,200	19,300	17,500	
Orphans (O)	n/a	n/a	108	86	75	80	71	67	63	71	53	51	50	50	50	40	40	40	40	40	40	40	
Children of Disabled Veterans (DC)	n/a	n/a	171	106	92	80	67	50	25	6	0	0	0	0	0	0	0	0	0	0	0	0	
Adequate Means of Support (AMS) (a)	n/a	n/a	193	191	184	178	173	165	158	155	150	148	150	140	140	130	130	130	130	120	120	120	
Disability Pension Wives / Widow(er)s (DPD)	n/a	n/a	15,008	13,710	12,495	11,328	10,272	9,275	8,344	7,492	0	0	0	0	0	0	0	0	0	0	0	0	
Commonwealth Seniors Health Cards (CSHC)	n/a	n/a	1,065	1,067	1,065	1,605	1,689	1,783	1,512	1,391	1,206	1,194	1,200	1,100	1,100	1,000	900	800	800	700	600	600	
Age Pension Partners (APP)	n/a	n/a	1,077	1,017	951	945	926	876	867	811	754	721	700	600	600	500	500	400	400	400	300	300	
Overlap Between Dependant Categories	n/a	n/a	n/a	8,114	7,218	8,730	8,073	7,502	7,126	6,256	1,147	1,043	1,000	1,000	900	800	800	800	700	700	600	600	
DFISA Dependents Only						3,036	2,928	2,855	3,075	2,356	2,290	2,187	2,100	2,000	1,900	1,800	1,800	1,800	1,700	1,700	1,800	1,800	
Other Allowances or Benefits Only						74	56	111	22	63	0	0	0	0	0	0	0	0	0	0	0	0	
<b>Total Dependents</b>	<b>n/a</b>	<b>n/a</b>	<b>88,641</b>	<b>86,604</b>	<b>83,755</b>	<b>82,518</b>	<b>79,592</b>	<b>76,319</b>	<b>73,547</b>	<b>69,844</b>	<b>64,155</b>	<b>62,386</b>	<b>60,900</b>	<b>57,600</b>	<b>54,300</b>	<b>51,000</b>	<b>47,800</b>	<b>44,500</b>	<b>41,400</b>	<b>38,400</b>	<b>35,600</b>	<b>32,900</b>	
<b>Overlap Between Total Veterans and Dependents</b>	<b>n/a</b>	<b>n/a</b>	<b>1,625</b>	<b>1,625</b>	<b>1,626</b>	<b>1,591</b>	<b>1,601</b>	<b>1,541</b>	<b>1,469</b>	<b>1,367</b>	<b>1,203</b>	<b>1,148</b>	<b>1,100</b>	<b>1,100</b>	<b>1,000</b>	<b>900</b>	<b>900</b>	<b>800</b>	<b>800</b>	<b>700</b>	<b>700</b>	<b>700</b>	
<b>Beneficiaries - Net Total</b>	<b>n/a</b>	<b>n/a</b>	<b>169,519</b>	<b>163,977</b>	<b>157,074</b>	<b>151,885</b>	<b>144,976</b>	<b>137,984</b>	<b>131,451</b>	<b>124,363</b>	<b>115,516</b>	<b>112,065</b>	<b>108,900</b>	<b>102,400</b>	<b>96,000</b>	<b>89,800</b>	<b>83,800</b>	<b>78,100</b>	<b>72,800</b>	<b>67,800</b>	<b>63,300</b>	<b>59,200</b>	



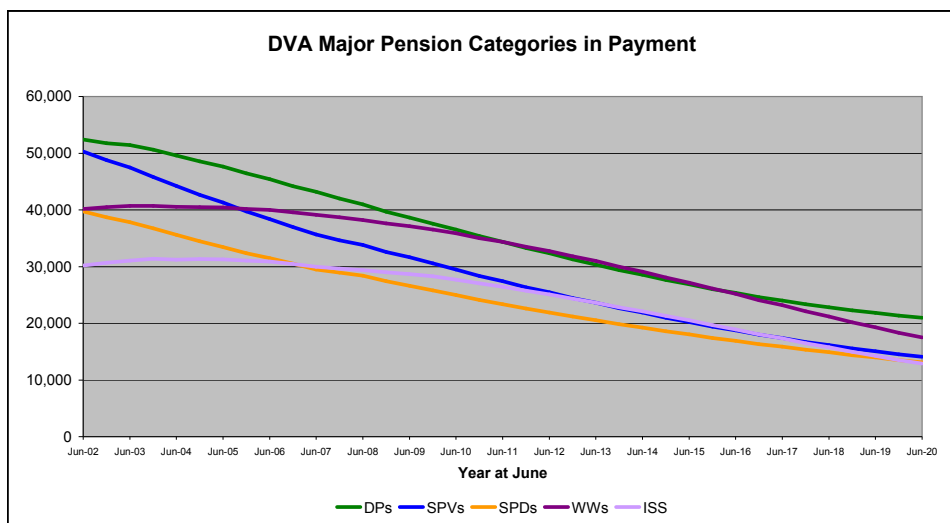
Date of Most Recent Actual Data : 31 December 2010  
Date When This Version is Current : 21 January 2011

Continued next page

## DVA PROJECTED BENEFICIARY NUMBERS WITH ACTUALS TO 31 DECEMBER 2010 - NEW SOUTH WALES

Executive Summary of DVA Beneficiaries in Receipt of Pension(s), Allowance(s) or Health Care Under the Veterans' Entitlements Act 1986

BENEFICIARY CATEGORY (Subsets of Net Total Beneficiaries on Previous Page)	ACTUAL DATA												FORECAST DATA									
	June 2000	June 2001	June 2002	June 2003	June 2004	June 2005	June 2006	June 2007	June 2008	June 2009	June 2010	Dec 2010	June 2011	June 2012	June 2013	June 2014	June 2015	June 2016	June 2017	June 2018	June 2019	June 2020
<b>Total Income Support Beneficiaries (a)</b>	n/a	n/a	125,327	121,347	115,765	117,077	111,603	105,812	102,001	96,032	90,761	87,720	85,400	80,400	75,600	70,900	66,400	62,000	58,000	54,300	50,800	47,600
<b>Total Disability Compensation Beneficiaries (b)</b>	n/a	n/a	107,432	105,551	102,274	99,102	95,364	91,253	87,158	82,930	72,155	70,188	68,800	65,700	62,500	59,300	56,200	53,200	50,300	47,600	45,100	42,800
<b>Health Treatment Card Holders :</b>																						
Gold Card Holders	n/a	n/a	96,995	95,667	92,244	88,901	85,172	81,423	77,541	73,472	69,607	67,482	65,600	61,400	57,300	53,200	49,300	45,500	41,900	38,600	35,500	32,700
White Card Holders	n/a	n/a	16,908	15,989	15,507	15,056	14,562	13,987	13,379	13,013	12,643	12,503	12,300	12,000	11,600	11,300	10,900	10,600	10,300	10,100	9,800	9,600
<b>Total Health Treatment Card Holders</b>	<b>n/a</b>	<b>n/a</b>	<b>113,902</b>	<b>111,656</b>	<b>107,751</b>	<b>103,957</b>	<b>99,734</b>	<b>95,410</b>	<b>90,920</b>	<b>86,485</b>	<b>82,250</b>	<b>79,985</b>	<b>77,900</b>	<b>73,400</b>	<b>68,900</b>	<b>64,500</b>	<b>60,200</b>	<b>56,100</b>	<b>52,200</b>	<b>48,600</b>	<b>45,300</b>	<b>42,400</b>
<b>Other Categories of Interest:</b>																						
Income Support Supplement (ISS)	n/a	n/a	30,192	31,053	31,213	31,280	30,892	29,992	29,362	28,692	27,697	27,026	26,400	25,100	23,700	22,100	20,500	18,900	17,300	15,800	14,300	12,900
Total Age Pensioners (AP)	n/a	n/a	2,731	2,584	2,410	2,368	2,297	2,157	2,097	1,970	1,809	1,721	1,600	1,500	1,300	1,200	1,100	1,000	800	700	700	600
Total Commonwealth Seniors Health Cards (CSHC)	n/a	n/a	2,404	2,375	2,351	3,129	3,252	3,333	2,750	2,475	2,136	2,077	2,000	2,000	1,800	1,700	1,600	1,500	1,300	1,200	1,100	1,000
Repatriation Pharmaceutical Benefits Cards (RPBC)			6,186	5,889	5,477	5,064	4,676	4,283	3,847	3,445	3,072	2,850	2,700	2,300	2,000	1,700	1,400	1,100	900	700	600	400
<b>DFISA Total</b>						7,391	7,097	6,858	7,310	6,166	6,089	5,833	5,700	5,400	5,100	4,900	4,700	4,600	4,500	4,500	4,600	4,600

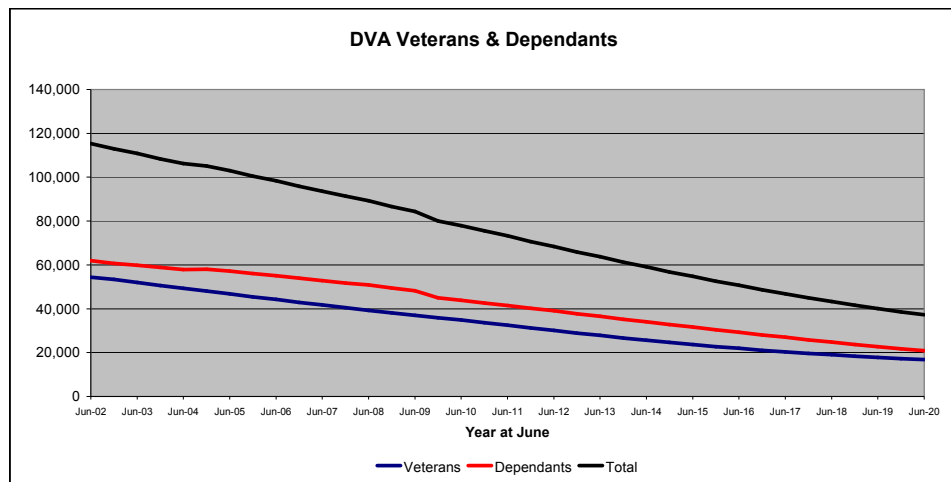


Date of Most Recent Actual Data : 31 December 2010  
 Date When This Version is Current : 21 January 2011

# DVA PROJECTED BENEFICIARY NUMBERS WITH ACTUALS TO 31 DECEMBER 2010 - VICTORIA

Executive Summary of DVA Beneficiaries in Receipt of Pension(s), Allowance(s) or Health Care Under the Veterans' Entitlements Act 1986

BENEFICIARY CATEGORY	ACTUAL DATA												FORECAST DATA										
	June 2000	June 2001	June 2002	June 2003	June 2004	June 2005	June 2006	June 2007	June 2008	June 2009	June 2010	Dec 2010	June 2011	June 2012	June 2013	June 2014	June 2015	June 2016	June 2017	June 2018	June 2019	June 2020	
<b>Veterans :</b>																							
Disability Pensioners in Payment (DP)	n/a	n/a	32,514	32,136	31,236	30,121	28,789	27,421	26,117	24,668	23,268	22,534	21,900	20,500	19,200	18,000	16,800	15,800	14,900	14,200	13,500	13,000	
Age Pension Veterans (APV) (Included Above)	n/a	n/a	1,101	1,040	961	918	880	856	814	767	698	667	600	600	500	500	400	300	300	300	200	200	
Service Pension Veterans (SPV)	n/a	n/a	32,857	30,932	28,855	27,096	25,193	23,259	22,192	20,752	19,257	18,538	17,900	16,500	15,100	13,900	12,700	11,700	10,700	9,900	9,200	8,500	
Overlap Between DPs and SPVs	n/a	n/a	17,951	17,620	17,027	16,236	15,249	14,224	13,779	12,995	12,149	11,710	11,500	10,900	10,300	9,700	9,200	8,700	8,300	7,900	7,600	7,300	
Treatment / Pharmaceutical Cards or Allowances Only Recipients	n/a	n/a	7,007	6,586	6,204	5,825	5,559	5,269	4,752	4,570	4,468	4,321	4,200	4,000	3,800	3,500	3,300	3,200	3,000	2,900	2,700	2,600	
<b>Total Veterans</b>	<b>n/a</b>	<b>n/a</b>	<b>54,428</b>	<b>52,034</b>	<b>49,268</b>	<b>46,806</b>	<b>44,292</b>	<b>41,725</b>	<b>39,282</b>	<b>36,995</b>	<b>34,844</b>	<b>33,683</b>	<b>32,500</b>	<b>30,100</b>	<b>27,800</b>	<b>25,700</b>	<b>23,700</b>	<b>22,000</b>	<b>20,400</b>	<b>19,000</b>	<b>17,800</b>	<b>16,800</b>	
<b>Dependants :</b>																							
Service Pension Dependents (SPD)	n/a	n/a	26,542	25,311	23,893	22,780	21,454	20,117	19,505	18,395	17,239	16,649	16,100	14,900	13,900	12,900	11,900	11,100	10,300	9,600	8,900	8,300	
War Widow(er)s (WW)	n/a	n/a	28,542	28,703	28,552	28,291	27,844	27,078	26,282	25,402	24,328	23,779	23,300	22,100	20,800	19,500	18,100	16,700	15,300	13,900	12,500	11,300	
Orphans (O)	n/a	n/a	63	55	49	38	35	26	25	27	32	34	30	30	30	30	30	30	30	30	30	20	
Children of Disabled Veterans (DC)	n/a	n/a	598	13	14	11	9	4	1	1	0	0	0	0	0	0	0	0	0	0	0	0	
Adequate Means of Support (AMS) (a)	n/a	n/a	145	130	127	125	120	114	115	111	105	103	100	100	100	90	90	90	90	90	80	80	
Disability Pension Wives / Widow(er)s (DPD)	n/a	n/a	10,616	9,631	8,744	7,977	7,219	6,538	5,863	5,256	0	0	0	0	0	0	0	0	0	0	0	0	
Commonwealth Seniors Health Cards (CSHC)	n/a	n/a	736	805	1,162	1,403	1,555	1,549	1,280	1,137	940	922	900	900	800	800	700	700	600	500	500	400	
Age Pension Partners (APP)	n/a	n/a	764	732	680	647	619	598	584	542	505	486	500	400	400	400	300	300	200	200	200	200	
Overlap Between Dependant Categories	n/a	n/a	n/a	5,570	5,291	6,394	5,940	5,471	5,137	4,427	911	856	800	800	700	700	600	600	600	500	500	500	
DFISA Dependents Only						2,247	2,132	2,107	2,292	1,761	1,582	1,522	1,500	1,400	1,300	1,200	1,100	1,100	1,100	1,000	1,000	1,000	
Other Allowances or Benefits Only						105	61	108	15	37	0	0	0	0	0	0	0	0	0	0	0	0	
<b>Total Dependents</b>	<b>n/a</b>	<b>n/a</b>	<b>61,993</b>	<b>59,810</b>	<b>57,930</b>	<b>57,230</b>	<b>55,108</b>	<b>52,768</b>	<b>50,825</b>	<b>48,242</b>	<b>43,820</b>	<b>42,639</b>	<b>41,500</b>	<b>39,000</b>	<b>36,600</b>	<b>34,100</b>	<b>31,700</b>	<b>29,300</b>	<b>27,000</b>	<b>24,800</b>	<b>22,800</b>	<b>20,900</b>	
<b>Overlap Between Total Veterans and Dependents</b>	<b>n/a</b>	<b>n/a</b>	<b>1,020</b>	<b>1,007</b>	<b>993</b>	<b>987</b>	<b>970</b>	<b>938</b>	<b>893</b>	<b>870</b>	<b>799</b>	<b>772</b>	<b>800</b>	<b>700</b>	<b>700</b>	<b>600</b>	<b>600</b>	<b>600</b>	<b>500</b>	<b>500</b>	<b>500</b>	<b>400</b>	
<b>Beneficiaries - Net Total</b>	<b>n/a</b>	<b>n/a</b>	<b>115,401</b>	<b>110,837</b>	<b>106,205</b>	<b>103,049</b>	<b>98,430</b>	<b>93,555</b>	<b>89,214</b>	<b>84,411</b>	<b>77,865</b>	<b>75,550</b>	<b>73,200</b>	<b>68,400</b>	<b>63,700</b>	<b>59,200</b>	<b>54,800</b>	<b>50,700</b>	<b>46,900</b>	<b>43,300</b>	<b>40,100</b>	<b>37,200</b>	



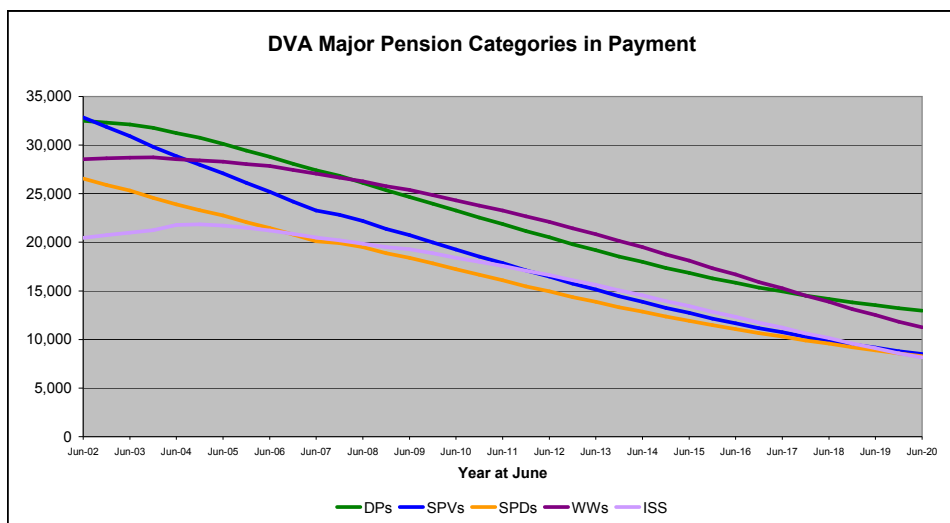
Date of Most Recent Actual Data : 31 December 2010  
Date When This Version is Current : 21 January 2011

Continued next page

## DVA PROJECTED BENEFICIARY NUMBERS WITH ACTUALS TO 31 DECEMBER 2010 - VICTORIA

Executive Summary of DVA Beneficiaries in Receipt of Pension(s), Allowance(s) or Health Care Under the Veterans' Entitlements Act 1986

BENEFICIARY CATEGORY (Subsets of Net Total Beneficiaries on Previous Page)	ACTUAL DATA												FORECAST DATA									
	June 2000	June 2001	June 2002	June 2003	June 2004	June 2005	June 2006	June 2007	June 2008	June 2009	June 2010	Dec 2010	June 2011	June 2012	June 2013	June 2014	June 2015	June 2016	June 2017	June 2018	June 2019	June 2020
<b>Total Income Support Beneficiaries (a)</b>	n/a	n/a	83,430	80,774	78,302	79,697	75,928	71,758	69,240	65,013	60,844	58,930	57,400	54,000	50,800	47,600	44,600	41,700	39,000	36,400	34,100	32,000
<b>Total Disability Compensation Beneficiaries (b)</b>	n/a	n/a	72,067	70,259	68,304	66,152	63,617	60,789	58,031	55,098	47,447	46,180	45,300	43,200	41,100	39,000	37,000	35,000	33,100	31,300	29,700	28,200
<b>Health Treatment Card Holders :</b>																						
Gold Card Holders	n/a	n/a	65,907	64,383	62,043	59,711	57,183	54,430	51,752	48,925	46,076	44,622	43,300	40,400	37,500	34,700	32,000	29,300	26,900	24,600	22,500	20,600
White Card Holders	n/a	n/a	11,214	10,770	10,478	10,189	9,948	9,667	9,285	9,099	8,915	8,753	8,600	8,400	8,100	7,800	7,500	7,300	7,000	6,800	6,700	6,500
<b>Total Health Treatment Card Holders</b>	n/a	n/a	<b>77,122</b>	<b>75,153</b>	<b>72,521</b>	<b>69,900</b>	<b>67,131</b>	<b>64,097</b>	<b>61,037</b>	<b>58,024</b>	<b>54,991</b>	<b>53,375</b>	<b>51,900</b>	<b>48,700</b>	<b>45,600</b>	<b>42,500</b>	<b>39,500</b>	<b>36,600</b>	<b>33,900</b>	<b>31,400</b>	<b>29,100</b>	<b>27,100</b>
<b>Other Categories of Interest:</b>																						
Income Support Supplement (ISS)	n/a	n/a	20,468	20,993	21,773	21,723	21,219	20,493	19,868	19,301	18,401	17,988	17,600	16,600	15,600	14,600	13,400	12,300	11,200	10,100	9,100	8,200
Total Age Pensioners (AP)	n/a	n/a	1,865	1,772	1,641	1,565	1,499	1,454	1,398	1,309	1,203	1,153	1,100	1,000	900	800	700	600	600	500	400	400
Total Commonwealth Seniors Health Cards (CSHC)	n/a	n/a	1,697	1,766	2,140	2,549	2,767	2,730	2,237	1,952	1,624	1,569	1,500	1,500	1,400	1,300	1,200	1,100	1,000	900	800	800
Repatriation Pharmaceutical Benefits Cards (RPBC)			4,731	4,520	4,217	3,937	3,646	3,302	2,967	2,678	2,362	2,219	2,100	1,800	1,500	1,300	1,100	900	700	600	400	300
DFISA Total						5,184	4,957	4,850	5,196	4,347	4,092	3,962	3,800	3,600	3,300	3,100	3,000	2,800	2,700	2,700	2,700	2,700

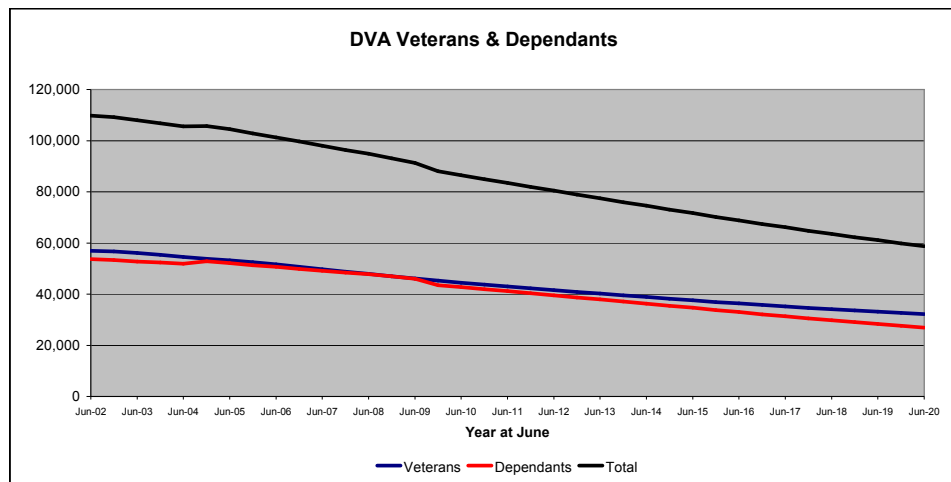


Date of Most Recent Actual Data : 31 December 2010  
 Date When This Version is Current : 21 January 2011

# DVA PROJECTED BENEFICIARY NUMBERS WITH ACTUALS TO 31 DECEMBER 2010 - QUEENSLAND

Executive Summary of DVA Beneficiaries in Receipt of Pension(s), Allowance(s) or Health Care Under the Veterans' Entitlements Act 1986

BENEFICIARY CATEGORY	ACTUAL DATA												FORECAST DATA										
	June 2000	June 2001	June 2002	June 2003	June 2004	June 2005	June 2006	June 2007	June 2008	June 2009	June 2010	Dec 2010	June 2011	June 2012	June 2013	June 2014	June 2015	June 2016	June 2017	June 2018	June 2019	June 2020	
<b>Veterans :</b>																							
Disability Pensioners in Payment (DP)	n/a	n/a	38,198	38,545	38,660	38,392	37,746	36,828	35,933	34,721	33,738	33,289	32,900	32,000	31,100	30,300	29,500	28,800	28,200	27,600	27,000	26,600	
Age Pension Veterans (APV) (Included Above)	n/a	n/a	851	822	778	764	758	725	714	698	675	656	600	600	600	600	600	500	500	500	400	400	
Service Pension Veterans (SPV)	n/a	n/a	33,656	32,648	31,087	29,703	28,343	26,450	25,533	24,202	22,809	22,174	21,600	20,500	19,400	18,300	17,300	16,300	15,400	14,600	13,800	13,000	
Overlap Between DPs and SPVs	n/a	n/a	20,276	20,278	20,244	19,774	19,223	18,274	17,919	17,265	16,496	16,148	15,800	15,000	14,200	13,400	12,700	12,000	11,400	10,900	10,400	10,000	
Treatment / Pharmaceutical Cards or Allowances Only Recipients	n/a	n/a	5,379	5,229	5,059	4,948	4,731	4,779	4,412	4,473	4,451	4,463	4,300	4,100	3,900	3,700	3,500	3,300	3,100	2,900	2,800	2,700	
<b>Total Veterans</b>	<b>n/a</b>	<b>n/a</b>	<b>56,957</b>	<b>56,144</b>	<b>54,562</b>	<b>53,269</b>	<b>51,597</b>	<b>49,783</b>	<b>47,959</b>	<b>46,131</b>	<b>44,502</b>	<b>43,778</b>	<b>43,100</b>	<b>41,600</b>	<b>40,200</b>	<b>38,900</b>	<b>37,600</b>	<b>36,400</b>	<b>35,200</b>	<b>34,200</b>	<b>33,200</b>	<b>32,200</b>	
<b>Dependants :</b>																							
Service Pension Dependents (SPD)	n/a	n/a	26,200	25,671	24,660	23,717	22,843	21,579	21,120	20,215	19,172	18,659	18,300	17,400	16,600	15,900	15,100	14,400	13,800	13,100	12,500	11,900	
War Widow(er)s (WW)	n/a	n/a	21,896	22,417	22,723	22,850	22,631	22,292	21,935	21,392	20,836	20,573	20,300	19,500	18,600	17,800	16,800	15,900	14,900	14,000	13,100	12,300	
Orphans (O)	n/a	n/a	96	82	85	73	70	63	62	58	58	57	60	50	50	50	50	40	40	40	40	40	
Children of Disabled Veterans (DC)	n/a	n/a	530	52	43	33	21	14	7	3	0	0	0	0	0	0	0	0	0	0	0	0	
Adequate Means of Support (AMS) (a)	n/a	n/a	100	97	97	93	90	89	88	85	83	82	80	80	80	70	70	70	70	70	70	70	
Disability Pension Wives / Widow(er)s (DPD)	n/a	n/a	9,269	8,575	7,884	7,172	6,563	6,005	5,480	5,062	0	0	0	0	0	0	0	0	0	0	0	0	
Commonwealth Seniors Health Cards (CSHC)	n/a	n/a	491	521	567	820	875	970	802	737	697	687	700	700	700	700	700	600	600	600	500	500	
Age Pension Partners (APP)	n/a	n/a	562	527	495	505	497	480	476	457	440	419	400	400	400	400	400	400	400	400	400	300	
Overlap Between Dependant Categories	n/a	n/a	n/a	5,182	4,615	5,433	5,098	4,727	4,543	4,062	612	556	500	500	500	400	400	400	400	300	300	300	
DFISA Dependents Only						2,180	2,092	2,150	2,320	2,007	2,037	2,005	2,000	1,900	1,900	1,900	1,900	1,900	2,000	2,000	2,100	2,100	
Other Allowances or Benefits Only						76	66	205	42	44	0	0	0	0	0	0	0	0	0	0	0	0	
<b>Total Dependents</b>	<b>n/a</b>	<b>n/a</b>	<b>53,709</b>	<b>52,760</b>	<b>51,939</b>	<b>52,086</b>	<b>50,650</b>	<b>49,120</b>	<b>47,789</b>	<b>45,998</b>	<b>42,711</b>	<b>41,926</b>	<b>41,200</b>	<b>39,600</b>	<b>38,000</b>	<b>36,300</b>	<b>34,700</b>	<b>33,000</b>	<b>31,400</b>	<b>29,800</b>	<b>28,400</b>	<b>27,000</b>	
<b>Overlap Between Total Veterans and Dependents</b>	<b>n/a</b>	<b>n/a</b>	<b>919</b>	<b>906</b>	<b>912</b>	<b>909</b>	<b>955</b>	<b>911</b>	<b>881</b>	<b>837</b>	<b>747</b>	<b>729</b>	<b>700</b>	<b>700</b>	<b>600</b>	<b>600</b>	<b>600</b>	<b>500</b>	<b>500</b>	<b>500</b>	<b>400</b>	<b>400</b>	
<b>Beneficiaries - Net Total</b>	<b>n/a</b>	<b>n/a</b>	<b>109,748</b>	<b>107,998</b>	<b>105,589</b>	<b>104,446</b>	<b>101,292</b>	<b>97,992</b>	<b>94,867</b>	<b>91,327</b>	<b>86,466</b>	<b>84,975</b>	<b>83,500</b>	<b>80,500</b>	<b>77,500</b>	<b>74,600</b>	<b>71,700</b>	<b>68,900</b>	<b>66,100</b>	<b>63,500</b>	<b>61,100</b>	<b>58,800</b>	



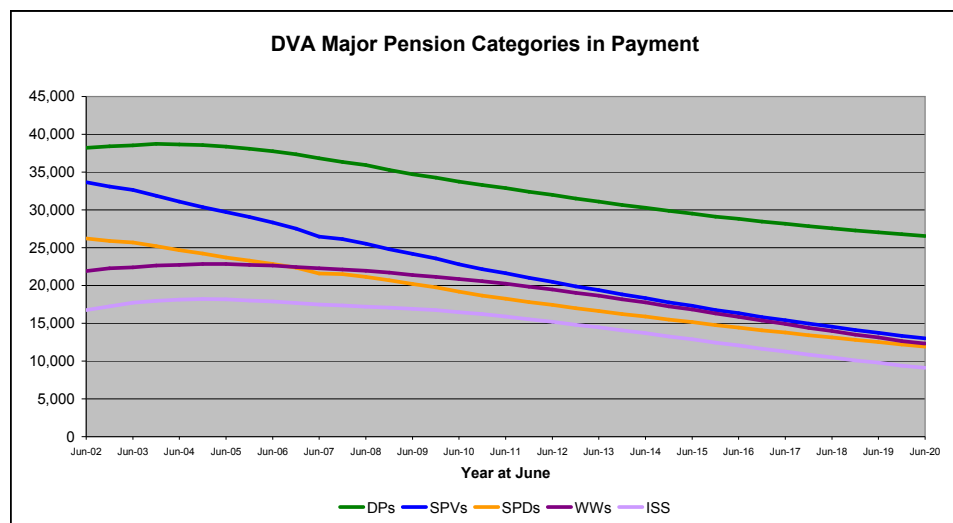
Date of Most Recent Actual Data : 31 December 2010  
Date When This Version is Current : 21 January 2011

Continued next page

## DVA PROJECTED BENEFICIARY NUMBERS WITH ACTUALS TO 31 DECEMBER 2010 - QUEENSLAND

Executive Summary of DVA Beneficiaries in Receipt of Pension(s), Allowance(s) or Health Care Under the Veterans' Entitlements Act 1986

BENEFICIARY CATEGORY (Subsets of Net Total Beneficiaries on Previous Page)	ACTUAL DATA												FORECAST DATA									
	June 2000	June 2001	June 2002	June 2003	June 2004	June 2005	June 2006	June 2007	June 2008	June 2009	June 2010	Dec 2010	June 2011	June 2012	June 2013	June 2014	June 2015	June 2016	June 2017	June 2018	June 2019	June 2020
<b>Total Income Support Beneficiaries (a)</b>	n/a	n/a	79,167	78,563	76,395	78,710	76,047	72,621	70,988	67,849	64,975	63,518	61,800	58,200	54,700	51,300	48,000	44,900	42,000	39,300	36,800	34,500
<b>Total Disability Compensation Beneficiaries (b)</b>	n/a	n/a	69,697	69,370	69,089	68,209	66,720	64,904	63,118	60,936	54,432	53,728	52,600	50,300	47,800	45,400	43,000	40,700	38,500	36,400	34,500	32,800
<b>Health Treatment Card Holders :</b>																						
Gold Card Holders	n/a	n/a	58,224	58,397	57,473	56,240	54,658	52,995	51,280	49,309	47,407	46,637	45,700	43,800	41,800	39,800	37,900	36,100	34,400	32,800	31,300	29,900
White Card Holders	n/a	n/a	15,573	15,588	15,325	15,527	15,343	15,189	14,947	14,796	14,832	14,773	14,700	14,600	14,500	14,300	14,200	14,000	13,800	13,600	13,400	13,300
<b>Total Health Treatment Card Holders</b>	<b>n/a</b>	<b>n/a</b>	<b>73,797</b>	<b>73,985</b>	<b>72,798</b>	<b>71,767</b>	<b>70,001</b>	<b>68,184</b>	<b>66,227</b>	<b>64,105</b>	<b>62,239</b>	<b>61,410</b>	<b>60,500</b>	<b>58,400</b>	<b>56,300</b>	<b>54,200</b>	<b>52,100</b>	<b>50,100</b>	<b>48,200</b>	<b>46,400</b>	<b>44,700</b>	<b>43,200</b>
<b>Other Categories of Interest:</b>																						
Income Support Supplement (ISS)	n/a	n/a	16,757	17,717	18,148	18,183	17,892	17,462	17,183	16,894	16,460	16,213	15,900	15,200	14,500	13,700	12,900	12,100	11,300	10,500	9,800	9,100
Total Age Pensioners (AP)	n/a	n/a	1,413	1,349	1,273	1,269	1,255	1,205	1,190	1,155	1,115	1,075	1,100	1,000	1,000	1,000	900	900	900	800	800	700
Total Commonwealth Seniors Health Cards (CSHC)	n/a	n/a	1,140	1,178	1,227	1,646	1,758	1,907	1,609	1,457	1,338	1,303	1,300	1,300	1,300	1,300	1,300	1,200	1,200	1,100	1,000	900
Repatriation Pharmaceutical Benefits Cards (RPBC)			4,048	3,870	3,601	3,337	3,065	2,759	2,471	2,175	1,931	1,806	1,700	1,500	1,200	1,000	900	700	600	400	300	300
<b>DFISA Total</b>						5,195	4,950	4,975	5,339	4,861	4,995	4,974	4,900	4,800	4,800	4,800	4,800	4,800	4,900	5,000	5,200	5,300



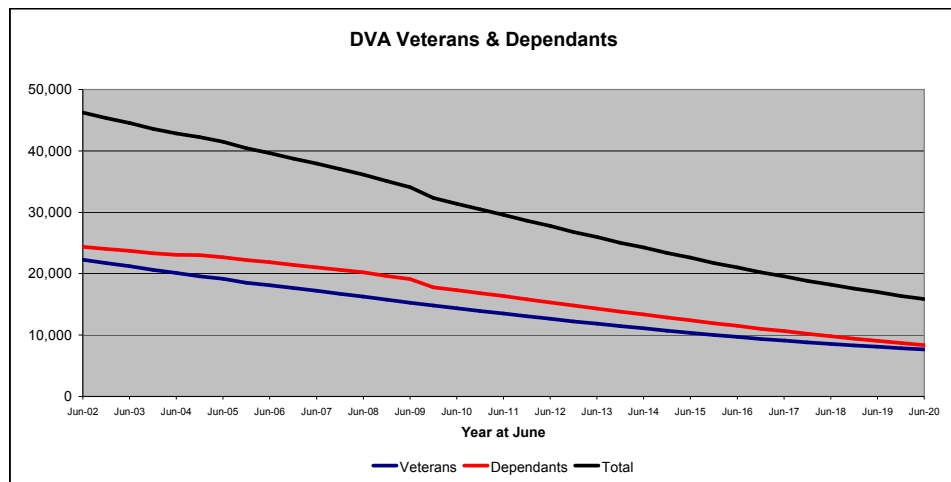
Date of Most Recent Actual Data : 31 December 2010  
 Date When This Version is Current : 21 January 2011



# DVA PROJECTED BENEFICIARY NUMBERS WITH ACTUALS TO 31 DECEMBER 2010 - SOUTH AUSTRALIA

Executive Summary of DVA Beneficiaries in Receipt of Pension(s), Allowance(s) or Health Care Under the Veterans' Entitlements Act 1986

BENEFICIARY CATEGORY	ACTUAL DATA												FORECAST DATA										
	June 2000	June 2001	June 2002	June 2003	June 2004	June 2005	June 2006	June 2007	June 2008	June 2009	June 2010	Dec 2010	June 2011	June 2012	June 2013	June 2014	June 2015	June 2016	June 2017	June 2018	June 2019	June 2020	
<b>Veterans :</b>																							
Disability Pensioners in Payment (DP)	n/a	n/a	11,680	11,401	11,026	10,780	10,386	9,964	9,690	9,218	8,769	8,572	8,400	8,000	7,600	7,300	6,900	6,600	6,300	6,100	5,800	5,600	
Age Pension Veterans (APV) (Included Above)	n/a	n/a	373	354	345	348	329	321	309	285	261	250	200	200	200	200	100	100	100	100	100	100	
Service Pension Veterans (SPV)	n/a	n/a	14,666	13,907	13,073	12,301	11,488	10,656	10,171	9,496	8,844	8,503	8,200	7,600	7,000	6,500	6,000	5,500	5,100	4,700	4,300	4,000	
Overlap Between DPs and SPVs	n/a	n/a	6,556	6,413	6,223	6,042	5,792	5,465	5,400	5,163	4,903	4,772	4,700	4,400	4,200	4,000	3,800	3,600	3,400	3,200	3,100	3,000	
Treatment / Pharmaceutical Cards or Allowances Only Recipients	n/a	n/a	2,483	2,328	2,227	2,146	2,027	2,072	1,813	1,708	1,649	1,600	1,600	1,500	1,400	1,300	1,200	1,200	1,100	1,100	1,000	1,000	
<b>Total Veterans</b>	<b>n/a</b>	<b>n/a</b>	<b>22,273</b>	<b>21,223</b>	<b>20,103</b>	<b>19,185</b>	<b>18,109</b>	<b>17,227</b>	<b>16,274</b>	<b>15,259</b>	<b>14,359</b>	<b>13,903</b>	<b>13,500</b>	<b>12,700</b>	<b>11,900</b>	<b>11,100</b>	<b>10,400</b>	<b>9,700</b>	<b>9,100</b>	<b>8,600</b>	<b>8,100</b>	<b>7,700</b>	
<b>Dependants :</b>																							
Service Pension Dependents (SPD)	n/a	n/a	12,673	12,246	11,702	11,135	10,635	10,018	9,709	9,130	8,537	8,267	8,000	7,400	6,800	6,300	5,900	5,400	5,000	4,600	4,300	4,000	
War Widow(er)s (WW)	n/a	n/a	9,076	9,050	9,129	9,141	9,052	8,859	8,647	8,342	8,043	7,842	7,700	7,300	6,900	6,400	6,000	5,500	5,100	4,700	4,300	3,900	
Orphans (O)	n/a	n/a	17	12	10	6	8	12	12	14	13	13	10	10	10	10	10	10	10	10	10	10	
Children of Disabled Veterans (DC)	n/a	n/a	39	33	25	17	11	7	6	0	0	0	0	0	0	0	0	0	0	0	0	0	
Adequate Means of Support (AMS) (a)	n/a	n/a	71	68	62	60	58	58	55	51	48	48	50	50	40	40	40	40	40	40	40	40	
Disability Pension Wives / Widow(er)s (DPD)	n/a	n/a	4,624	4,275	3,912	3,541	3,226	2,913	2,645	2,400	0	0	0	0	0	0	0	0	0	0	0	0	
Commonwealth Seniors Health Cards (CSHC)	n/a	n/a	250	260	297	489	599	604	522	481	404	401	400	400	400	300	300	300	300	200	200	200	
Age Pension Partners (APP)	n/a	n/a	269	257	252	254	242	234	227	222	203	193	200	200	200	100	100	100	100	100	100	100	
Overlap Between Dependant Categories	n/a	n/a	n/a	2,487	2,295	2,793	2,698	2,524	2,390	2,086	414	403	400	400	400	300	300	300	300	300	200	200	
DFISA Dependents Only						781	728	726	760	561	467	462	500	400	400	400	400	400	400	400	400	400	
Other Allowances or Benefits Only						35	33	116	4	9	0	0	0	0	0	0	0	0	0	0	0	0	
<b>Total Dependents</b>	<b>n/a</b>	<b>n/a</b>	<b>24,366</b>	<b>23,714</b>	<b>23,094</b>	<b>22,666</b>	<b>21,894</b>	<b>21,023</b>	<b>20,197</b>	<b>19,124</b>	<b>17,301</b>	<b>16,823</b>	<b>16,300</b>	<b>15,300</b>	<b>14,300</b>	<b>13,400</b>	<b>12,400</b>	<b>11,500</b>	<b>10,600</b>	<b>9,800</b>	<b>9,100</b>	<b>8,400</b>	
<b>Overlap Between Total Veterans and Dependents</b>	<b>n/a</b>	<b>n/a</b>	<b>387</b>	<b>370</b>	<b>360</b>	<b>353</b>	<b>345</b>	<b>330</b>	<b>321</b>	<b>305</b>	<b>259</b>	<b>249</b>	<b>200</b>	<b>200</b>	<b>200</b>	<b>200</b>	<b>200</b>	<b>200</b>	<b>200</b>	<b>200</b>	<b>200</b>	<b>100</b>	
<b>Beneficiaries - Net Total</b>	<b>n/a</b>	<b>n/a</b>	<b>46,252</b>	<b>44,567</b>	<b>42,837</b>	<b>41,498</b>	<b>39,658</b>	<b>37,920</b>	<b>36,150</b>	<b>34,103</b>	<b>31,401</b>	<b>30,477</b>	<b>29,600</b>	<b>27,800</b>	<b>26,000</b>	<b>24,300</b>	<b>22,600</b>	<b>21,000</b>	<b>19,600</b>	<b>18,200</b>	<b>17,000</b>	<b>15,900</b>	



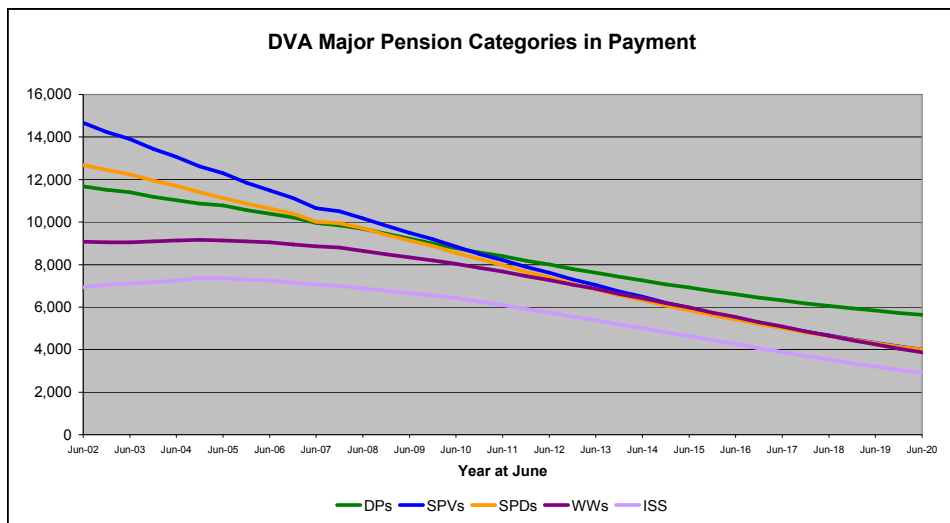
Date of Most Recent Actual Data : 31 December 2010  
Date When This Version is Current : 21 January 2011

Continued next page

# DVA PROJECTED BENEFICIARY NUMBERS WITH ACTUALS TO 31 DECEMBER 2010 - SOUTH AUSTRALIA

Executive Summary of DVA Beneficiaries in Receipt of Pension(s), Allowance(s) or Health Care Under the Veterans' Entitlements Act 1986

BENEFICIARY CATEGORY (Subsets of Net Total Beneficiaries on Previous Page)	ACTUAL DATA												FORECAST DATA									
	June 2000	June 2001	June 2002	June 2003	June 2004	June 2005	June 2006	June 2007	June 2008	June 2009	June 2010	Dec 2010	June 2011	June 2012	June 2013	June 2014	June 2015	June 2016	June 2017	June 2018	June 2019	June 2020
<b>Total Income Support Beneficiaries (a)</b>	n/a	n/a	35,490	34,448	33,208	33,494	32,081	30,421	29,347	27,532	25,849	25,031	24,400	23,000	21,600	20,200	18,900	17,700	16,600	15,500	14,500	13,600
<b>Total Disability Compensation Beneficiaries (b)</b>	n/a	n/a	25,344	24,679	24,012	23,393	22,593	21,676	20,918	19,892	16,788	16,395	16,100	15,300	14,600	13,900	13,100	12,400	11,800	11,100	10,500	10,000
<b>Health Treatment Card Holders :</b>																						
Gold Card Holders	n/a	n/a	23,120	22,563	21,888	21,233	20,421	19,539	18,705	17,697	16,784	16,289	15,800	14,900	13,900	13,000	12,100	11,200	10,400	9,600	8,900	8,300
White Card Holders	n/a	n/a	4,858	4,582	4,413	4,294	4,131	4,085	3,909	3,758	3,643	3,564	3,500	3,400	3,300	3,200	3,100	3,000	2,900	2,800	2,700	2,700
<b>Total Health Treatment Card Holders</b>	<b>n/a</b>	<b>n/a</b>	<b>27,978</b>	<b>27,145</b>	<b>26,301</b>	<b>25,527</b>	<b>24,552</b>	<b>23,624</b>	<b>22,614</b>	<b>21,455</b>	<b>20,427</b>	<b>19,853</b>	<b>19,400</b>	<b>18,300</b>	<b>17,200</b>	<b>16,200</b>	<b>15,200</b>	<b>14,200</b>	<b>13,300</b>	<b>12,400</b>	<b>11,700</b>	<b>11,000</b>
<b>Other Categories of Interest:</b>																						
Income Support Supplement (ISS)	n/a	n/a	6,942	7,113	7,234	7,353	7,247	7,053	6,873	6,669	6,428	6,252	6,100	5,800	5,400	5,000	4,600	4,300	3,900	3,500	3,200	2,900
Total Age Pensioners (AP)	n/a	n/a	642	611	597	602	571	555	536	507	464	443	400	400	300	300	200	200	200	200	200	100
Total Commonwealth Seniors Health Cards (CSHC)	n/a	n/a	567	571	602	836	966	975	816	759	660	654	700	600	600	600	600	500	500	400	400	300
Repatriation Pharmaceutical Benefits Cards (RPBC)			2,950	2,782	2,574	2,401	2,166	2,004	1,780	1,568	1,397	1,292	1,200	1,000	900	700	600	500	400	300	200	200
DFISA Total						1,699	1,593	1,588	1,677	1,356	1,257	1,241	1,200	1,100	1,100	1,100	1,000	1,000	1,000	1,000	1,000	1,000

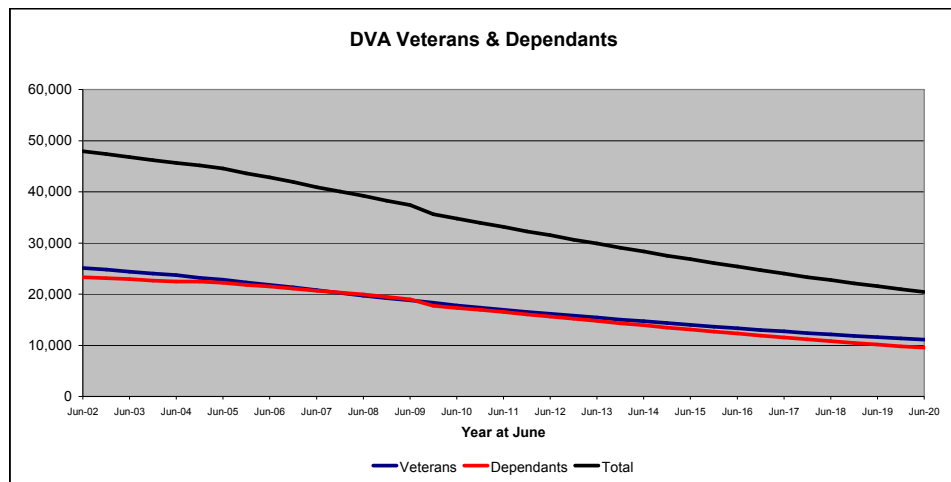


Date of Most Recent Actual Data : 31 December 2010  
 Date When This Version is Current : 21 January 2011

# DVA PROJECTED BENEFICIARY NUMBERS WITH ACTUALS TO 31 DECEMBER 2010 - WESTERN AUSTRALIA

Executive Summary of DVA Beneficiaries in Receipt of Pension(s), Allowance(s) or Health Care Under the Veterans' Entitlements Act 1986

BENEFICIARY CATEGORY	ACTUAL DATA												FORECAST DATA										
	June 2000	June 2001	June 2002	June 2003	June 2004	June 2005	June 2006	June 2007	June 2008	June 2009	June 2010	Dec 2010	June 2011	June 2012	June 2013	June 2014	June 2015	June 2016	June 2017	June 2018	June 2019	June 2020	
<b>Veterans :</b>																							
Disability Pensioners in Payment (DP)	n/a	n/a	14,271	14,203	14,100	13,861	13,477	12,953	12,470	11,970	11,413	11,188	11,000	10,600	10,300	9,900	9,600	9,300	9,000	8,700	8,400	8,200	
Age Pension Veterans (APV) (Included Above)	n/a	n/a	373	354	337	322	305	279	268	250	227	215	200	200	200	200	200	100	100	100	100	100	
Service Pension Veterans (SPV)	n/a	n/a	15,248	14,669	14,012	13,242	12,402	11,431	10,924	10,298	9,630	9,313	9,100	8,500	8,000	7,500	7,000	6,500	6,000	5,600	5,200	4,900	
Overlap Between DPs and SPVs	n/a	n/a	7,627	7,607	7,456	7,220	6,862	6,399	6,255	6,004	5,658	5,502	5,400	5,100	4,800	4,600	4,300	4,100	3,900	3,700	3,600	3,400	
Treatment / Pharmaceutical Cards or Allowances Only Recipients	n/a	n/a	3,225	3,129	3,051	2,920	2,785	2,771	2,576	2,515	2,420	2,333	2,300	2,100	2,000	1,900	1,800	1,700	1,600	1,500	1,500	1,400	
<b>Total Veterans</b>	<b>n/a</b>	<b>n/a</b>	<b>25,117</b>	<b>24,394</b>	<b>23,707</b>	<b>22,803</b>	<b>21,802</b>	<b>20,756</b>	<b>19,715</b>	<b>18,779</b>	<b>17,805</b>	<b>17,332</b>	<b>17,000</b>	<b>16,200</b>	<b>15,400</b>	<b>14,700</b>	<b>14,000</b>	<b>13,300</b>	<b>12,700</b>	<b>12,100</b>	<b>11,600</b>	<b>11,100</b>	
<b>Dependants :</b>																							
Service Pension Dependants (SPD)	n/a	n/a	12,725	12,496	12,101	11,688	11,154	10,460	10,173	9,743	9,301	9,085	8,800	8,200	7,700	7,200	6,700	6,300	5,900	5,500	5,200	4,800	
War Widow(er)s (WW)	n/a	n/a	7,771	7,862	7,905	7,923	7,857	7,768	7,624	7,340	7,052	6,913	6,800	6,500	6,200	5,900	5,600	5,300	4,900	4,600	4,300	4,000	
Orphans (O)	n/a	n/a	35	36	25	24	17	16	14	16	16	14	10	10	10	10	10	10	10	10	10	10	
Children of Disabled Veterans (DC)	n/a	n/a	24	15	12	11	8	4	3	1	0	0	0	0	0	0	0	0	0	0	0	0	
Adequate Means of Support (AMS) (a)	n/a	n/a	51	50	46	45	42	41	37	35	32	31	30	30	30	30	30	30	30	30	30	20	
Disability Pension Wives / Widow(er)s (DPD)	n/a	n/a	4,518	4,162	3,854	3,559	3,270	2,964	2,694	2,463	0	0	0	0	0	0	0	0	0	0	0	0	
Commonwealth Seniors Health Cards (CSHC)	n/a	n/a	669	723	762	769	810	894	801	751	680	679	700	600	600	500	500	400	400	400	300	300	
Age Pension Partners (APP)	n/a	n/a	274	265	255	252	240	221	212	209	199	196	200	200	200	200	100	100	100	100	100	100	
Overlap Between Dependant Categories	n/a	n/a	n/a	2,684	2,520	2,886	2,729	2,581	2,477	2,231	583	565	600	500	500	400	400	400	400	400	300	300	
DFISA Dependants Only						803	800	785	847	648	609	594	600	600	500	500	500	500	500	500	500	500	
Other Allowances or Benefits Only						58	34	67	13	13	0	0	0	0	0	0	0	0	0	0	0	0	
<b>Total Dependants</b>	<b>n/a</b>	<b>n/a</b>	<b>23,309</b>	<b>22,925</b>	<b>22,440</b>	<b>22,246</b>	<b>21,503</b>	<b>20,639</b>	<b>19,941</b>	<b>18,988</b>	<b>17,306</b>	<b>16,947</b>	<b>16,500</b>	<b>15,600</b>	<b>14,800</b>	<b>13,900</b>	<b>13,100</b>	<b>12,300</b>	<b>11,500</b>	<b>10,800</b>	<b>10,200</b>	<b>9,500</b>	
<b>Overlap Between Total Veterans and Dependants</b>	<b>n/a</b>	<b>n/a</b>	<b>527</b>	<b>514</b>	<b>504</b>	<b>509</b>	<b>499</b>	<b>469</b>	<b>443</b>	<b>403</b>	<b>340</b>	<b>327</b>	<b>300</b>	<b>300</b>	<b>300</b>	<b>300</b>	<b>300</b>	<b>200</b>	<b>200</b>	<b>200</b>	<b>200</b>	<b>200</b>	
<b>Beneficiaries - Net Total</b>	<b>n/a</b>	<b>n/a</b>	<b>47,899</b>	<b>46,805</b>	<b>45,643</b>	<b>44,540</b>	<b>42,806</b>	<b>40,926</b>	<b>39,213</b>	<b>37,397</b>	<b>34,771</b>	<b>33,952</b>	<b>33,200</b>	<b>31,500</b>	<b>29,900</b>	<b>28,400</b>	<b>26,800</b>	<b>25,400</b>	<b>24,000</b>	<b>22,800</b>	<b>21,600</b>	<b>20,400</b>	



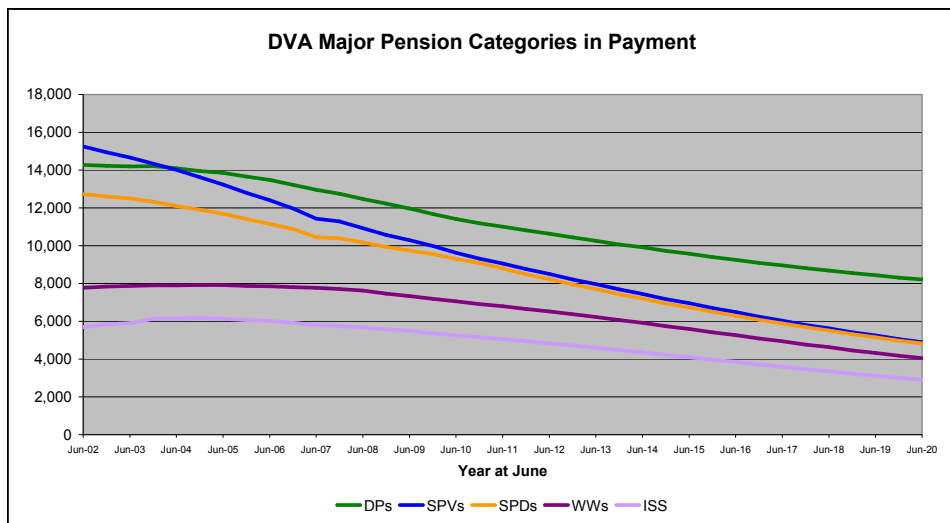
Date of Most Recent Actual Data : 31 December 2010  
 Date When This Version is Current : 21 January 2011

Continued next page

# DVA PROJECTED BENEFICIARY NUMBERS WITH ACTUALS TO 31 DECEMBER 2010 - WESTERN AUSTRALIA

Executive Summary of DVA Beneficiaries in Receipt of Pension(s), Allowance(s) or Health Care Under the Veterans' Entitlements Act 1986

BENEFICIARY CATEGORY (Subsets of Net Total Beneficiaries on Previous Page)	ACTUAL DATA												FORECAST DATA									
	June 2000	June 2001	June 2002	June 2003	June 2004	June 2005	June 2006	June 2007	June 2008	June 2009	June 2010	Dec 2010	June 2011	June 2012	June 2013	June 2014	June 2015	June 2016	June 2017	June 2018	June 2019	June 2020
<b>Total Income Support Beneficiaries (a)</b>	n/a	n/a	35,488	34,931	34,116	34,360	32,884	31,086	30,070	28,453	26,886	26,200	25,500	24,000	22,600	21,200	19,800	18,500	17,300	16,200	15,200	14,200
<b>Total Disability Compensation Beneficiaries (b)</b>	n/a	n/a	26,479	26,140	25,757	25,238	24,497	23,583	22,692	21,693	18,427	18,065	17,700	16,900	16,100	15,300	14,500	13,700	13,000	12,300	11,600	11,000
<b>Health Treatment Card Holders :</b>																						
Gold Card Holders	n/a	n/a	23,017	22,851	22,298	21,571	20,770	19,937	19,123	18,151	17,238	16,817	16,400	15,600	14,800	14,000	13,300	12,500	11,800	11,200	10,600	10,100
White Card Holders	n/a	n/a	6,325	6,144	6,187	6,118	6,006	5,886	5,719	5,619	5,458	5,355	5,300	5,200	5,100	5,000	4,900	4,800	4,700	4,600	4,500	4,400
<b>Total Health Treatment Card Holders</b>	<b>n/a</b>	<b>n/a</b>	<b>29,342</b>	<b>28,995</b>	<b>28,485</b>	<b>27,689</b>	<b>26,776</b>	<b>25,823</b>	<b>24,842</b>	<b>23,770</b>	<b>22,696</b>	<b>22,172</b>	<b>21,800</b>	<b>20,800</b>	<b>19,900</b>	<b>19,000</b>	<b>18,200</b>	<b>17,300</b>	<b>16,500</b>	<b>15,800</b>	<b>15,100</b>	<b>14,500</b>
<b>Other Categories of Interest:</b>																						
Income Support Supplement (ISS)	n/a	n/a	5,698	5,903	6,130	6,130	6,013	5,798	5,679	5,493	5,257	5,153	5,100	4,800	4,600	4,400	4,100	3,800	3,600	3,400	3,100	2,900
Total Age Pensioners (AP)	n/a	n/a	647	619	592	574	545	500	480	459	426	411	400	400	300	300	300	300	200	200	200	200
Total Commonwealth Seniors Health Cards (CSHC)	n/a	n/a	1,170	1,244	1,281	1,307	1,385	1,524	1,325	1,232	1,072	1,061	1,000	1,000	900	800	800	700	600	600	500	500
Repatriation Pharmaceutical Benefits Cards (RPBC)			2,864	2,701	2,548	2,357	2,172	1,980	1,757	1,563	1,375	1,283	1,200	1,000	900	800	600	500	400	300	300	200
DFISA Total						1,804	1,750	1,719	1,837	1,541	1,502	1,461	1,400	1,400	1,400	1,300	1,300	1,300	1,300	1,300	1,300	1,400

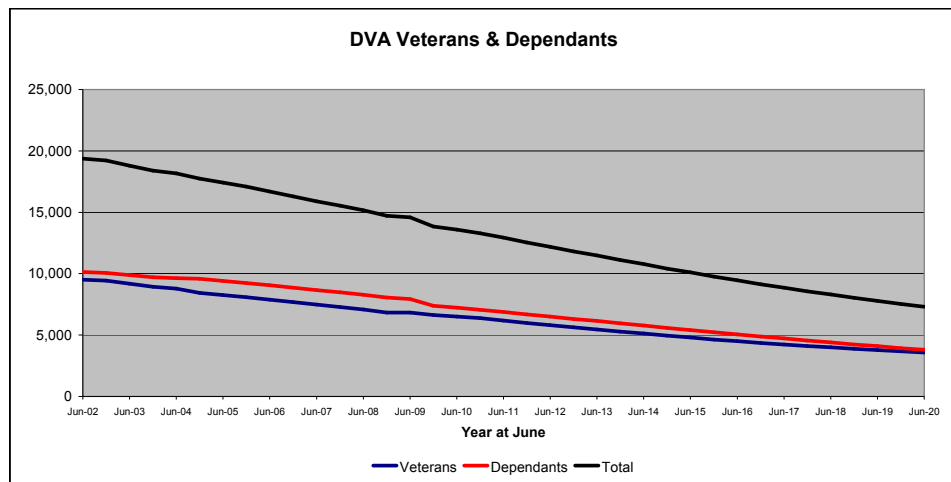


Date of Most Recent Actual Data : 31 December 2010  
 Date When This Version is Current : 21 January 2011

**DVA PROJECTED BENEFICIARY NUMBERS WITH ACTUALS TO 31 DECEMBER 2010 - TASMANIA & OVERSEAS**

Executive Summary of DVA Beneficiaries in Receipt of Pension(s), Allowance(s) or Health Care Under the Veterans' Entitlements Act 1986

BENEFICIARY CATEGORY	ACTUAL DATA												FORECAST DATA										
	June 2000	June 2001	June 2002	June 2003	June 2004	June 2005	June 2006	June 2007	June 2008	June 2009	June 2010	Dec 2010	June 2011	June 2012	June 2013	June 2014	June 2015	June 2016	June 2017	June 2018	June 2019	June 2020	
<b>Veterans :</b>																							
Disability Pensioners in Payment (DP)	n/a	n/a	5,983	5,833	5,704	5,476	5,364	5,119	4,948	4,831	4,645	4,556	4,500	4,300	4,100	3,900	3,800	3,600	3,500	3,300	3,200	3,100	
Age Pension Veterans (APV) (Included Above)	n/a	n/a	67	64	60	57	92	87	83	76	66	66	100	100	100	0	0	0	0	0	0	0	
Service Pension Veterans (SPV)	n/a	n/a	6,614	6,293	5,877	5,469	5,104	4,727	4,463	4,226	3,957	3,827	3,700	3,400	3,100	2,900	2,600	2,400	2,200	2,000	1,900	1,700	
Overlap Between DPs and SPVs	n/a	n/a	3,780	3,642	3,468	3,301	3,160	2,951	2,833	2,726	2,595	2,532	2,500	2,300	2,200	2,100	2,000	1,900	1,800	1,700	1,600	1,600	
Treatment / Pharmaceutical Cards or Allowances Only Recipients	n/a	n/a	683	691	681	607	580	581	508	494	511	528	500	500	500	400	400	400	400	300	300	300	
<b>Total Veterans</b>	<b>n/a</b>	<b>n/a</b>	<b>9,500</b>	<b>9,175</b>	<b>8,794</b>	<b>8,251</b>	<b>7,888</b>	<b>7,476</b>	<b>7,086</b>	<b>6,825</b>	<b>6,518</b>	<b>6,379</b>	<b>6,200</b>	<b>5,800</b>	<b>5,500</b>	<b>5,100</b>	<b>4,800</b>	<b>4,500</b>	<b>4,200</b>	<b>4,000</b>	<b>3,800</b>	<b>3,600</b>	
<b>Dependants :</b>																							
Service Pension Dependents (SPD)	n/a	n/a	5,105	4,935	4,705	4,468	4,241	3,955	3,805	3,635	3,453	3,380	3,300	3,000	2,800	2,600	2,400	2,200	2,100	1,900	1,800	1,600	
War Widow(er)s (WW)	n/a	n/a	4,017	4,031	4,064	4,028	3,956	3,869	3,747	3,643	3,505	3,413	3,400	3,200	3,100	2,900	2,800	2,600	2,400	2,300	2,100	1,900	
Orphans (O)	n/a	n/a	15	15	17	12	15	11	11	8	12	12	10	10	10	10	10	10	10	10	10	10	
Children of Disabled Veterans (DC)	n/a	n/a	10	5	5	4	3	3	2	0	0	0	0	0	0	0	0	0	0	0	0	0	
Adequate Means of Support (AMS) (a)	n/a	n/a	32	32	31	30	27	26	25	25	24	24	20	20	20	20	20	20	20	20	20	20	
Disability Pension Wives / Widow(er)s (DPD)	n/a	n/a	2,169	1,998	1,830	1,669	1,528	1,377	1,279	1,162	0	0	0	0	0	0	0	0	0	0	0	0	
Commonwealth Seniors Health Cards (CSHC)	n/a	n/a	54	54	54	93	119	136	105	98	93	87	100	100	100	100	100	100	100	100	100	0	
Age Pension Partners (APP)	n/a	n/a	39	37	38	34	61	57	53	49	43	45	0	0	0	0	0	0	0	0	0	0	
Overlap Between Dependant Categories	n/a	n/a	n/a	1,221	1,112	1,185	1,133	1,030	972	1,513	81	77	100	100	100	100	100	100	100	0	0	0	
DFISA Dependents Only						237	225	219	235	817	172	174	200	200	200	200	200	200	200	200	200	200	
Other Allowances or Benefits Only						17	10	31	1	3	0	0	0	0	0	0	0	0	0	0	0	0	
<b>Total Dependents</b>	<b>n/a</b>	<b>n/a</b>	<b>10,131</b>	<b>9,886</b>	<b>9,632</b>	<b>9,407</b>	<b>9,052</b>	<b>8,654</b>	<b>8,291</b>	<b>7,927</b>	<b>7,221</b>	<b>7,058</b>	<b>6,900</b>	<b>6,500</b>	<b>6,100</b>	<b>5,800</b>	<b>5,400</b>	<b>5,100</b>	<b>4,700</b>	<b>4,400</b>	<b>4,100</b>	<b>3,800</b>	
<b>Overlap Between Total Veterans and Dependents</b>	<b>n/a</b>	<b>n/a</b>	<b>268</b>	<b>255</b>	<b>262</b>	<b>249</b>	<b>252</b>	<b>230</b>	<b>212</b>	<b>185</b>	<b>151</b>	<b>145</b>	<b>100</b>	<b>100</b>	<b>100</b>	<b>100</b>	<b>100</b>	<b>100</b>	<b>100</b>	<b>100</b>	<b>100</b>	<b>100</b>	
<b>Beneficiaries - Net Total</b>	<b>n/a</b>	<b>n/a</b>	<b>19,364</b>	<b>18,806</b>	<b>18,164</b>	<b>17,409</b>	<b>16,688</b>	<b>15,900</b>	<b>15,165</b>	<b>14,589</b>	<b>13,588</b>	<b>13,292</b>	<b>12,900</b>	<b>12,200</b>	<b>11,500</b>	<b>10,800</b>	<b>10,100</b>	<b>9,500</b>	<b>8,900</b>	<b>8,300</b>	<b>7,800</b>	<b>7,300</b>	



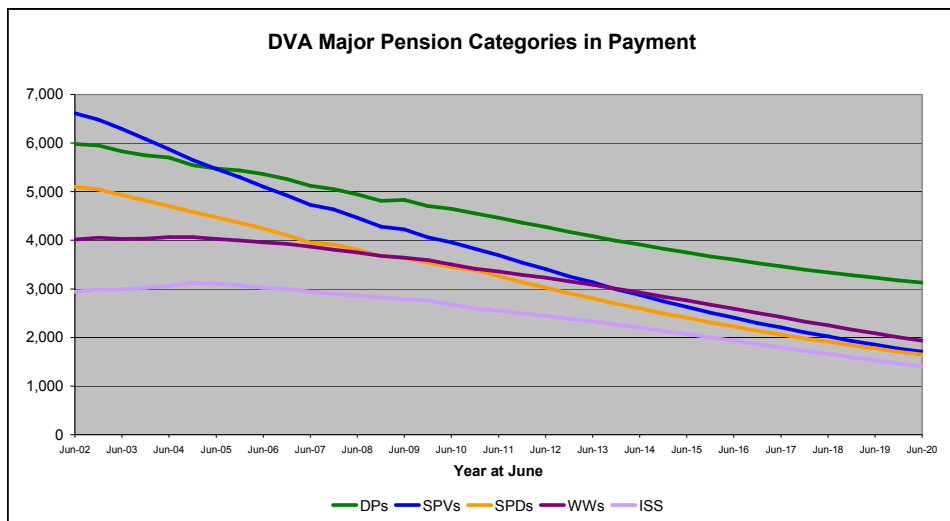
Date of Most Recent Actual Data : 31 December 2010  
 Date When This Version is Current : 21 January 2011

Continued next page

## DVA PROJECTED BENEFICIARY NUMBERS WITH ACTUALS TO 31 DECEMBER 2010 - TASMANIA & OVERSEAS

Executive Summary of DVA Beneficiaries in Receipt of Pension(s), Allowance(s) or Health Care Under the Veterans' Entitlements Act 1986

BENEFICIARY CATEGORY (Subsets of Net Total Beneficiaries on Previous Page)	ACTUAL DATA												FORECAST DATA									
	June 2000	June 2001	June 2002	June 2003	June 2004	June 2005	June 2006	June 2007	June 2008	June 2009	June 2010	Dec 2010	June 2011	June 2012	June 2013	June 2014	June 2015	June 2016	June 2017	June 2018	June 2019	June 2020
Total Income Support Beneficiaries (a)	n/a	n/a	14,892	14,442	13,854	13,754	13,085	12,351	11,833	11,922	10,722	10,434	10,200	9,600	9,000	8,400	7,900	7,400	6,900	6,500	6,000	5,700
Total Disability Compensation Beneficiaries (b)	n/a	n/a	12,141	11,835	11,573	11,148	10,820	10,339	9,945	9,613	8,149	7,969	7,800	7,500	7,100	6,700	6,400	6,000	5,700	5,400	5,100	4,900
<b>Health Treatment Card Holders :</b>																						
Gold Card Holders	n/a	n/a	10,012	9,741	9,450	9,050	8,636	8,219	7,804	7,453	7,090	7,124	7,000	6,600	6,200	5,900	5,500	5,200	4,800	4,500	4,200	3,900
White Card Holders	n/a	n/a	1,363	1,354	1,389	1,328	1,352	1,304	1,292	1,295	1,319	1,502	1,500	1,500	1,400	1,400	1,400	1,400	1,300	1,300	1,300	1,300
<b>Total Health Treatment Card Holders</b>	<b>n/a</b>	<b>n/a</b>	<b>11,375</b>	<b>11,095</b>	<b>10,839</b>	<b>10,378</b>	<b>9,988</b>	<b>9,523</b>	<b>9,096</b>	<b>8,748</b>	<b>8,409</b>	<b>8,626</b>	<b>8,500</b>	<b>8,100</b>	<b>7,700</b>	<b>7,300</b>	<b>6,900</b>	<b>6,500</b>	<b>6,200</b>	<b>5,800</b>	<b>5,500</b>	<b>5,200</b>
<b>Other Categories of Interest:</b>																						
Income Support Supplement (ISS)	n/a	n/a	2,940	2,993	3,061	3,108	3,025	2,942	2,858	2,791	2,684	2,601	2,600	2,400	2,300	2,200	2,100	1,900	1,800	1,700	1,500	1,400
Total Age Pensioners (AP)	n/a	n/a	106	101	98	91	153	144	136	125	109	111	100	100	100	100	100	100	100	0	0	0
Total Commonwealth Seniors Health Cards (CSHC)	n/a	n/a	126	120	113	176	209	232	183	178	163	156	200	200	200	100	100	100	100	100	100	100
Repatriation Pharmaceutical Benefits Cards (RPBC)			634	610	577	516	470	417	373	346	309	311	300	200	200	100	100	100	100	100	100	0
DFISA Total						514	487	473	511	1,075	449	450	400	400	400	400	400	400	400	400	400	400

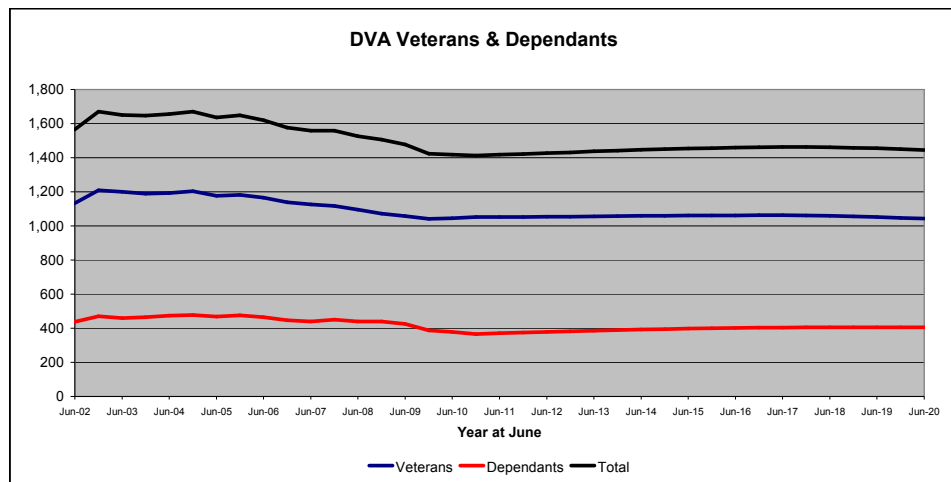


Date of Most Recent Actual Data : 31 December 2010  
 Date When This Version is Current : 21 January 2011

**DVA PROJECTED BENEFICIARY NUMBERS WITH ACTUALS TO 31 DECEMBER 2010 - NORTHERN TERRITORY**

Executive Summary of DVA Beneficiaries in Receipt of Pension(s), Allowance(s) or Health Care Under the Veterans' Entitlements Act 1986

BENEFICIARY CATEGORY	ACTUAL DATA												FORECAST DATA										
	June 2000	June 2001	June 2002	June 2003	June 2004	June 2005	June 2006	June 2007	June 2008	June 2009	June 2010	Dec 2010	June 2011	June 2012	June 2013	June 2014	June 2015	June 2016	June 2017	June 2018	June 2019	June 2020	
<b>Veterans :</b>																							
Disability Pensioners in Payment (DP)	n/a	n/a	828	901	906	905	910	873	853	825	808	806	800	800	800	790	790	790	780	780	780	780	
Age Pension Veterans (APV) (Included Above)	n/a	n/a	4	5	4	3	3	2	2	2	2	2	0	0	0	0	0	0	0	0	0	0	
Service Pension Veterans (SPV)	n/a	n/a	348	370	372	381	370	364	350	330	312	303	300	310	310	320	320	320	320	320	310	310	
Overlap Between DPs and SPVs	n/a	n/a	183	207	219	229	231	229	219	208	198	190	190	180	170	160	150	140	130	130	120	120	
Treatment / Pharmaceutical Cards or Allowances Only Recipients	n/a	n/a	140	136	133	120	116	119	111	110	123	133	130	120	120	110	100	100	90	90	80	80	
<b>Total Veterans</b>	<b>n/a</b>	<b>n/a</b>	<b>1,133</b>	<b>1,200</b>	<b>1,192</b>	<b>1,177</b>	<b>1,165</b>	<b>1,127</b>	<b>1,095</b>	<b>1,057</b>	<b>1,045</b>	<b>1,052</b>	<b>1,050</b>	<b>1,050</b>	<b>1,060</b>	<b>1,060</b>	<b>1,060</b>	<b>1,060</b>	<b>1,060</b>	<b>1,060</b>	<b>1,050</b>	<b>1,040</b>	
<b>Dependants :</b>																							
Service Pension Dependents (SPD)	n/a	n/a	211	224	244	245	237	220	220	213	202	194	190	190	200	200	200	200	200	200	190	190	
War Widow(er)s (WW)	n/a	n/a	152	162	169	162	170	161	167	160	157	153	160	160	160	160	170	170	170	170	180	180	
Orphans (O)	n/a	n/a	1	2	1	0	0	0	0	1	0	0	0	0	0	0	0	0	0	0	0	0	
Children of Disabled Veterans (DC)	n/a	n/a	4	4	3	3	2	1	0	1	0	0	0	0	0	0	0	0	0	0	0	0	
Adequate Means of Support (AMS) (a)	n/a	n/a	1	1	1	1	1	1	1	1	1	1	0	0	0	0	0	0	0	0	0	0	
Disability Pension Wives / Widow(er)s (DPD)	n/a	n/a	99	95	86	75	64	66	62	51	0	0	0	0	0	0	0	0	0	0	0	0	
Commonwealth Seniors Health Cards (CSHC)	n/a	n/a	6	6	5	15	21	21	18	17	17	15	20	20	20	20	20	20	10	10	10	10	
Age Pension Partners (APP)	n/a	n/a	3	5	4	4	3	3	3	3	3	3	0	0	0	0	0	0	0	0	0	0	
Overlap Between Dependant Categories	n/a	n/a	n/a	40	40	54	52	54	52	43	14	12	10	10	10	10	10	10	10	10	10	10	
DFISA Dependants Only						16	18	19	19	20	12	12	10	20	20	20	20	20	20	30	30	30	
Other Allowances or Benefits Only						1	2	1	2	0	0	0	0	0	0	0	0	0	0	0	0	0	
<b>Total Dependants</b>	<b>n/a</b>	<b>n/a</b>	<b>438</b>	<b>459</b>	<b>473</b>	<b>468</b>	<b>465</b>	<b>440</b>	<b>439</b>	<b>426</b>	<b>378</b>	<b>366</b>	<b>370</b>	<b>380</b>	<b>390</b>	<b>390</b>	<b>400</b>	<b>400</b>	<b>400</b>	<b>410</b>	<b>410</b>	<b>410</b>	
<b>Overlap Between Total Veterans and Dependants</b>	<b>n/a</b>	<b>n/a</b>	<b>6</b>	<b>8</b>	<b>9</b>	<b>9</b>	<b>10</b>	<b>8</b>	<b>7</b>	<b>6</b>	<b>5</b>	<b>5</b>	<b>0</b>	<b>0</b>	<b>0</b>	<b>0</b>	<b>0</b>	<b>0</b>	<b>0</b>	<b>0</b>	<b>0</b>	<b>0</b>	
<b>Beneficiaries - Net Total</b>	<b>n/a</b>	<b>n/a</b>	<b>1,565</b>	<b>1,651</b>	<b>1,666</b>	<b>1,636</b>	<b>1,620</b>	<b>1,559</b>	<b>1,527</b>	<b>1,478</b>	<b>1,418</b>	<b>1,413</b>	<b>1,420</b>	<b>1,430</b>	<b>1,440</b>	<b>1,450</b>	<b>1,450</b>	<b>1,460</b>	<b>1,460</b>	<b>1,460</b>	<b>1,460</b>	<b>1,450</b>	



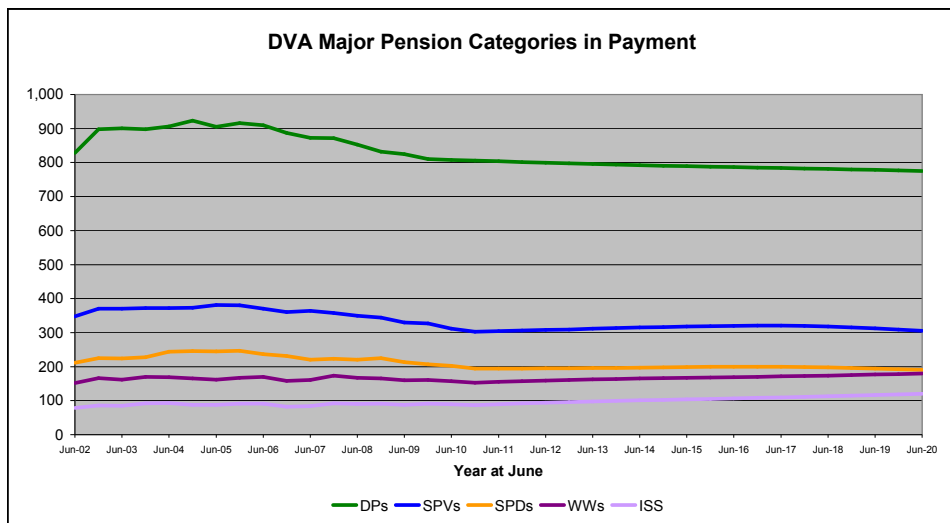
Date of Most Recent Actual Data : 31 December 2010  
 Date When This Version is Current : 21 January 2011

Continued next page

# DVA PROJECTED BENEFICIARY NUMBERS WITH ACTUALS TO 31 DECEMBER 2010 - NORTHERN TERRITORY

Executive Summary of DVA Beneficiaries in Receipt of Pension(s), Allowance(s) or Health Care Under the Veterans' Entitlements Act 1986

BENEFICIARY CATEGORY (Subsets of Net Total Beneficiaries on Previous Page)	ACTUAL DATA												FORECAST DATA									
	June 2000	June 2001	June 2002	June 2003	June 2004	June 2005	June 2006	June 2007	June 2008	June 2009	June 2010	Dec 2010	June 2011	June 2012	June 2013	June 2014	June 2015	June 2016	June 2017	June 2018	June 2019	June 2020
<b>Total Income Support Beneficiaries (a)</b>	n/a	n/a	663	708	732	786	786	752	744	712	674	654	640	600	560	530	490	460	430	400	380	350
<b>Total Disability Compensation Beneficiaries (b)</b>	n/a	n/a	1,082	1,162	1,162	1,142	1,143	1,098	1,079	1,034	963	957	940	900	850	810	770	730	690	650	610	580
<b>Health Treatment Card Holders :</b>																						
Gold Card Holders	n/a	n/a	528	579	591	599	621	614	597	567	548	535	530	530	530	530	530	530	530	520	520	520
White Card Holders	n/a	n/a	667	698	693	673	649	614	606	598	602	622	620	610	600	600	590	590	590	590	580	580
<b>Total Health Treatment Card Holders</b>	<b>n/a</b>	<b>n/a</b>	<b>1,195</b>	<b>1,277</b>	<b>1,284</b>	<b>1,272</b>	<b>1,270</b>	<b>1,228</b>	<b>1,203</b>	<b>1,165</b>	<b>1,150</b>	<b>1,157</b>	<b>1,150</b>	<b>1,140</b>	<b>1,130</b>	<b>1,130</b>	<b>1,120</b>	<b>1,120</b>	<b>1,110</b>	<b>1,110</b>	<b>1,110</b>	<b>1,100</b>
<b>Other Categories of Interest:</b>																						
Income Support Supplement (ISS)	n/a	n/a	79	85	93	88	91	84	90	88	89	87	90	90	100	100	100	110	110	110	120	120
Total Age Pensioners (AP)	n/a	n/a	7	10	8	7	6	5	5	5	5	5	0	0	0	0	0	0	0	0	0	0
Total Commonwealth Seniors Health Cards (CSHC)	n/a	n/a	18	19	15	26	36	34	33	28	29	26	30	30	30	30	30	30	30	20	20	20
Repatriation Pharmaceutical Benefits Cards (RPBC)			47	48	46	40	33	26	24	21	20	18	20	20	20	10	10	10	10	10	10	10
<b>DFISA Total</b>																						



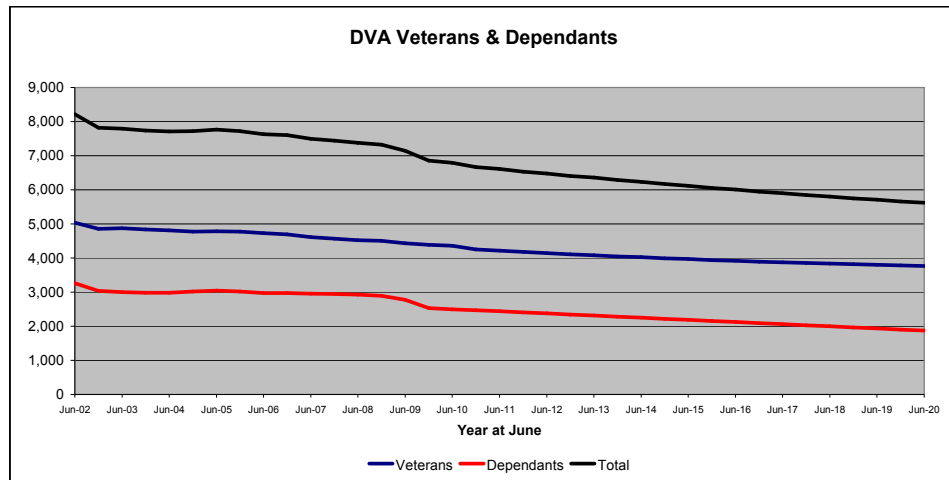
Date of Most Recent Actual Data : 31 December 2010  
 Date When This Version is Current : 21 January 2011



# DVA PROJECTED BENEFICIARY NUMBERS WITH ACTUALS TO 31 DECEMBER 2010 - AUSTRALIAN CAPITAL TERRITORY

Executive Summary of DVA Beneficiaries in Receipt of Pension(s), Allowance(s) or Health Care Under the Veterans' Entitlements Act 1986

BENEFICIARY CATEGORY	ACTUAL DATA												FORECAST DATA										
	June 2000	June 2001	June 2002	June 2003	June 2004	June 2005	June 2006	June 2007	June 2008	June 2009	June 2010	Dec 2010	June 2011	June 2012	June 2013	June 2014	June 2015	June 2016	June 2017	June 2018	June 2019	June 2020	
<b>Veterans :</b>																							
Disability Pensioners in Payment (DP)	n/a	n/a	3,515	3,405	3,394	3,441	3,439	3,388	3,336	3,259	3,204	3,125	3,100	3,100	3,000	3,000	3,000	2,900	2,900	2,900	2,900	2,900	
Age Pension Veterans (APV) (Included Above)	n/a	n/a	29	27	25	29	33	28	31	24	22	23	20	20	20	20	20	10	10	10	10	10	
Service Pension Veterans (SPV)	n/a	n/a	1,435	1,312	1,259	1,235	1,192	1,135	1,122	1,100	1,057	1,022	1,000	1,000	1,000	900	900	900	900	900	800	800	
Overlap Between DPs and SPVs	n/a	n/a	855	796	776	778	769	733	726	722	707	683	670	630	600	570	540	510	480	460	440	420	
Treatment / Pharmaceutical Cards or Allowances Only Recipients	n/a	n/a	939	949	931	887	868	825	795	791	803	786	770	720	680	640	610	580	550	520	490	470	
<b>Total Veterans</b>	<b>n/a</b>	<b>n/a</b>	<b>5,035</b>	<b>4,870</b>	<b>4,808</b>	<b>4,785</b>	<b>4,730</b>	<b>4,615</b>	<b>4,527</b>	<b>4,428</b>	<b>4,357</b>	<b>4,250</b>	<b>4,200</b>	<b>4,100</b>	<b>4,100</b>	<b>4,000</b>	<b>4,000</b>	<b>3,900</b>	<b>3,900</b>	<b>3,800</b>	<b>3,800</b>	<b>3,800</b>	
<b>Dependants :</b>																							
Service Pension Dependents (SPD)	n/a	n/a	1,236	1,155	1,120	1,097	1,063	1,027	1,034	1,022	981	971	960	940	920	900	890	880	860	850	840	820	
War Widow(er)s (WW)	n/a	n/a	1,422	1,318	1,351	1,390	1,372	1,412	1,407	1,345	1,314	1,288	1,300	1,200	1,200	1,100	1,100	1,000	1,000	900	900	800	
Orphans (O)	n/a	n/a	9	10	8	6	6	3	6	6	6	13	10	10	10	10	10	10	10	10	10	10	
Children of Disabled Veterans (DC)	n/a	n/a	28	15	12	11	10	8	5	2	0	0	0	0	0	0	0	0	0	0	0	0	
Adequate Means of Support (AMS) (a)	n/a	n/a	7	7	7	7	6	6	6	6	6	6	10	10	10	10	10	10	10	0	0	0	
Disability Pension Wives / Widow(er)s (DPD)	n/a	n/a	712	632	594	557	524	489	448	413	0	0	0	0	0	0	0	0	0	0	0	0	
Commonwealth Seniors Health Cards (CSHC)	n/a	n/a	103	101	106	136	140	162	148	140	116	123	100	100	100	100	100	100	100	100	100	100	
Age Pension Partners (APP)	n/a	n/a	22	22	19	21	26	20	23	18	14	14	0	0	0	0	0	0	0	0	0	0	
Overlap Between Dependant Categories	n/a	n/a	n/a	259	239	326	316	312	296	292	57	57	60	50	50	40	40	40	40	40	30	30	
DFISA Dependents Only						144	138	132	143	115	113	112	110	100	100	100	100	100	100	100	100	100	
Other Allowances or Benefits Only						6	3	6	5	2	0	0	0	0	0	0	0	0	0	0	0	0	
<b>Total Dependents</b>	<b>n/a</b>	<b>n/a</b>	<b>3,260</b>	<b>3,001</b>	<b>2,978</b>	<b>3,049</b>	<b>2,972</b>	<b>2,953</b>	<b>2,929</b>	<b>2,777</b>	<b>2,493</b>	<b>2,470</b>	<b>2,400</b>	<b>2,400</b>	<b>2,300</b>	<b>2,300</b>	<b>2,200</b>	<b>2,100</b>	<b>2,100</b>	<b>2,000</b>	<b>1,900</b>	<b>1,900</b>	
<b>Overlap Between Total Veterans and Dependents</b>	<b>n/a</b>	<b>n/a</b>	<b>80</b>	<b>75</b>	<b>73</b>	<b>70</b>	<b>71</b>	<b>70</b>	<b>75</b>	<b>73</b>	<b>60</b>	<b>53</b>	<b>50</b>	<b>50</b>	<b>50</b>	<b>40</b>	<b>40</b>	<b>40</b>	<b>40</b>	<b>30</b>	<b>30</b>	<b>30</b>	
<b>Beneficiaries - Net Total</b>	<b>n/a</b>	<b>n/a</b>	<b>8,215</b>	<b>7,796</b>	<b>7,713</b>	<b>7,764</b>	<b>7,631</b>	<b>7,498</b>	<b>7,381</b>	<b>7,142</b>	<b>6,790</b>	<b>6,667</b>	<b>6,600</b>	<b>6,500</b>	<b>6,400</b>	<b>6,200</b>	<b>6,100</b>	<b>6,000</b>	<b>5,900</b>	<b>5,800</b>	<b>5,700</b>	<b>5,600</b>	



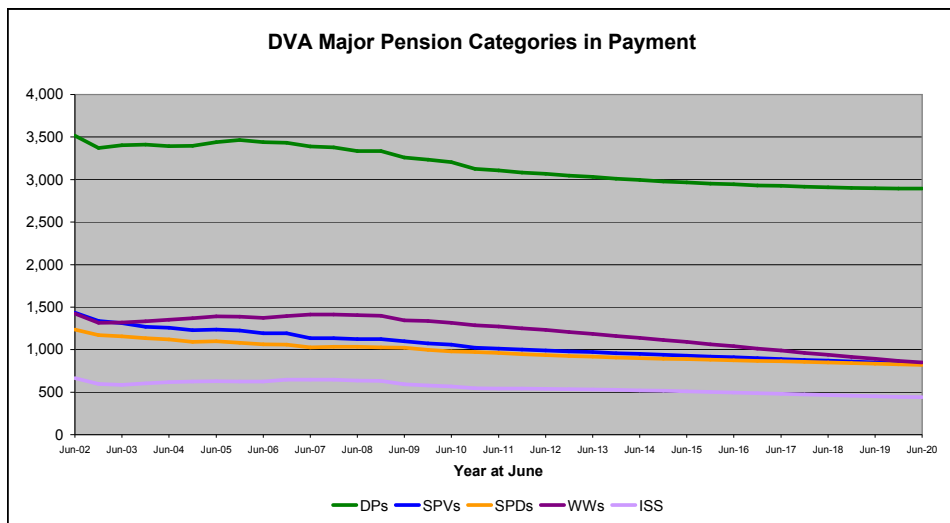
Date of Most Recent Actual Data : 31 December 2010  
Date When This Version is Current : 21 January 2011

Continued next page

# DVA PROJECTED BENEFICIARY NUMBERS WITH ACTUALS TO 31 DECEMBER 2010 - AUSTRALIAN CAPITAL TERRITORY

Executive Summary of DVA Beneficiaries in Receipt of Pension(s), Allowance(s) or Health Care Under the Veterans' Entitlements Act 1986

BENEFICIARY CATEGORY (Subsets of Net Total Beneficiaries on Previous Page)	ACTUAL DATA												FORECAST DATA									
	June 2000	June 2001	June 2002	June 2003	June 2004	June 2005	June 2006	June 2007	June 2008	June 2009	June 2010	Dec 2010	June 2011	June 2012	June 2013	June 2014	June 2015	June 2016	June 2017	June 2018	June 2019	June 2020
<b>Total Income Support Beneficiaries (a)</b>	n/a	n/a	3,651	3,359	3,303	3,581	3,493	3,447	3,432	3,290	3,112	3,047	3,000	2,800	2,600	2,500	2,300	2,200	2,000	1,900	1,800	1,700
<b>Total Disability Compensation Beneficiaries (b)</b>	n/a	n/a	5,666	5,362	5,343	5,390	5,335	5,285	5,184	5,005	4,515	4,419	4,300	4,100	3,900	3,700	3,500	3,300	3,200	3,000	2,800	2,700
<b>Health Treatment Card Holders :</b>																						
Gold Card Holders	n/a	n/a	3,646	3,566	3,557	3,559	3,496	3,485	3,419	3,284	3,195	3,135	3,100	3,000	2,900	2,700	2,600	2,500	2,500	2,400	2,300	2,300
White Card Holders	n/a	n/a	2,359	2,288	2,262	2,284	2,281	2,247	2,224	2,212	2,209	2,174	2,200	2,200	2,200	2,200	2,200	2,200	2,200	2,200	2,200	2,200
<b>Total Health Treatment Card Holders</b>	<b>n/a</b>	<b>n/a</b>	<b>6,005</b>	<b>5,854</b>	<b>5,819</b>	<b>5,843</b>	<b>5,777</b>	<b>5,732</b>	<b>5,643</b>	<b>5,496</b>	<b>5,404</b>	<b>5,309</b>	<b>5,300</b>	<b>5,200</b>	<b>5,100</b>	<b>5,000</b>	<b>4,800</b>	<b>4,800</b>	<b>4,700</b>	<b>4,600</b>	<b>4,500</b>	<b>4,500</b>
<b>Other Categories of Interest:</b>																						
Income Support Supplement (ISS)	n/a	n/a	665	586	617	628	624	647	637	593	568	544	540	540	530	520	510	500	480	470	450	440
Total Age Pensioners (AP)	n/a	n/a	51	49	44	50	59	48	54	42	36	37	40	30	30	30	30	20	20	20	20	20
Total Commonwealth Seniors Health Cards (CSHC)	n/a	n/a	264	257	263	306	312	351	326	309	247	259	300	300	300	300	300	300	300	200	200	200
Repatriation Pharmaceutical Benefits Cards (RPBC)			265	252	244	222	210	192	176	155	148	136	100	100	100	100	100	0	0	0	0	0
DFISA Total						310	297	282	308	263	254	246	200	200	200	200	200	200	200	200	200	300



Date of Most Recent Actual Data : 31 December 2010  
 Date When This Version is Current : 21 January 2011