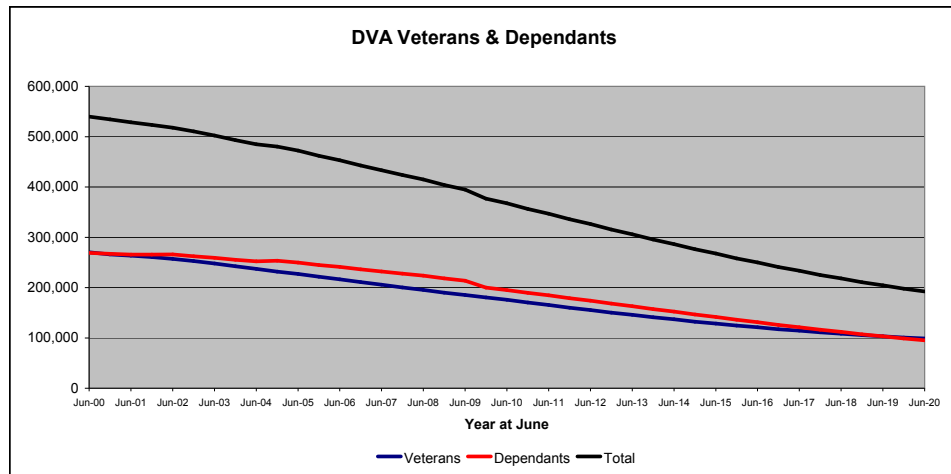


DVA PROJECTED BENEFICIARY NUMBERS WITH ACTUALS TO 31 DECEMBER 2009 - AUSTRALIA

Executive Summary of DVA Beneficiaries in Receipt of Pension(s), Allowance(s) or Health Care Under the Veterans' Entitlements Act 1986

BENEFICIARY CATEGORY	ACTUAL DATA												FORECAST DATA									
	June 2000	June 2001	June 2002	June 2003	June 2004	June 2005	June 2006	June 2007	June 2008	June 2009	Dec 2009	June 2010	June 2011	June 2012	June 2013	June 2014	June 2015	June 2016	June 2017	June 2018	June 2019	June 2020
Veterans :																						
Disability Pensioners in Payment (DP)	162,730	162,505	159,425	157,865	154,602	150,615	145,546	139,727	134,311	128,146	125,212	122,500	116,700	111,100	105,800	100,800	96,300	92,200	88,600	85,500	82,700	80,400
Age Pension Veterans (APV) (Included Above)	n/a	n/a	4,452	4,233	3,969	3,864	3,771	3,579	3,451	3,261	3,152	3,000	2,800	2,600	2,400	2,100	1,900	1,800	1,600	1,400	1,300	1,100
Service Pension Veterans (SPV)	165,940	161,655	155,099	147,617	138,740	130,719	122,458	113,698	108,580	102,053	98,809	95,700	88,800	82,100	75,700	69,600	63,900	58,700	54,100	50,000	46,400	43,200
Overlap Between DPs and SPVs	87,444	88,124	87,127	85,653	83,012	79,753	75,811	71,206	69,159	65,831	64,018	62,300	58,800	55,400	52,100	49,000	46,200	43,600	41,300	39,200	37,500	35,900
Treatment / Pharmaceutical Cards or Allowances Only Recipients	28,993	27,430	29,550	28,209	27,049	25,653	24,375	23,696	21,579	20,846	20,492	20,000	18,800	17,700	16,600	15,500	14,600	13,800	13,000	12,300	11,700	11,200
Total Veterans	270,219	263,466	256,947	248,038	237,379	227,234	216,568	205,915	195,311	185,214	180,495	175,900	165,600	155,500	145,900	136,900	128,700	121,100	114,400	108,500	103,300	98,900
Dependants :																						
Service Pension Dependents (SPD)	131,136	129,040	124,419	119,887	114,011	108,598	103,110	96,864	93,959	88,972	86,594	84,100	78,600	73,100	67,700	62,500	57,600	52,900	48,500	44,500	40,800	37,400
War Widow(er)s (WW)	107,953	110,656	113,059	114,235	114,418	114,239	112,882	110,590	108,023	104,760	103,022	101,300	97,200	92,700	87,900	82,800	77,400	72,000	66,700	61,500	56,500	51,900
Orphans (O)	410	382	344	298	270	239	222	198	193	201	196	190	180	170	160	160	150	150	140	140	140	130
Children of Disabled Veterans (DC)	3,165	1,690	1,404	243	206	170	131	91	49	14	0	0	0	0	0	0	0	0	0	0	0	0
Adequate Means of Support (AMS) (a)	683	657	600	576	555	539	517	500	485	469	459	450	440	430	420	410	400	390	390	380	370	370
Disability Pension Wives / Widow(er)s (DPD)	56,596	51,148	47,016	43,078	39,399	35,878	32,666	29,627	26,815	24,299	0	0	0	0	0	0	0	0	0	0	0	0
Commonwealth Seniors Health Cards (CSHC)	n/a	n/a	3,374	3,537	4,018	5,330	5,808	6,119	5,188	4,752	4,160	4,000	3,800	3,500	3,200	2,900	2,600	2,300	2,000	1,800	1,500	1,400
Age Pension Partners (APP)	n/a	n/a	3,010	2,862	2,694	2,662	2,614	2,489	2,445	2,311	2,237	2,200	2,100	2,000	1,900	1,800	1,700	1,600	1,500	1,400	1,300	1,200
Overlap Between Dependant Categories	n/a	n/a	n/a	25,912	24,060	27,801	26,039	24,201	22,993	20,594	3,761	3,700	3,500	3,300	3,100	2,900	2,700	2,500	2,300	2,100	1,900	1,800
DFISA Dependents Only						9,444	9,061	8,993	9,691	8,285	7,043	6,600	5,900	5,300	4,900	4,600	4,500	4,400	4,400	4,400	4,500	4,600
Other Allowances or Benefits Only	n/a	n/a	n/a	355	730	372	264	646	103	173	0	0	0	0	0	0	0	0	0	0	0	0
Total Dependents	269,010	265,618	265,848	259,159	252,241	249,670	241,236	231,916	223,958	213,642	199,950	195,200	184,700	174,000	163,100	152,300	141,700	131,300	121,400	112,000	103,300	95,300
Overlap Between Total Veterans and Dependents	n/a	n/a	4,832	4,760	4,739	4,677	4,703	4,497	4,301	4,046	3,691	3,600	3,400	3,200	3,000	2,800	2,600	2,400	2,300	2,100	2,000	1,900
Beneficiaries - Net Total	539,873	528,699	517,963	502,437	484,881	472,227	453,101	433,334	414,968	394,810	376,754	367,500	346,900	326,300	306,100	286,500	267,700	250,000	233,500	218,300	204,600	192,200



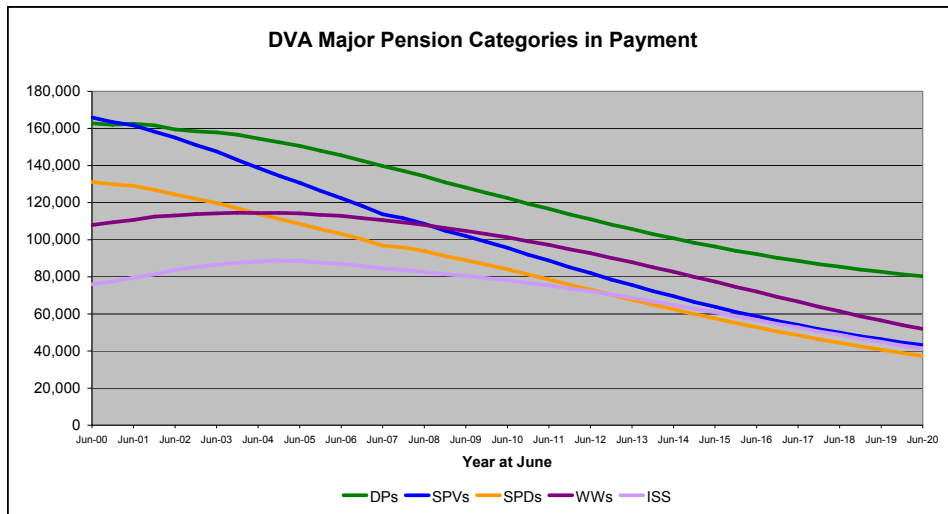
Date of Most Recent Actual Data : 1 January 2010
Date When This Version is Current : 20 January 2010

Continued next page

DVA PROJECTED BENEFICIARY NUMBERS WITH ACTUALS TO 31 DECEMBER 2009 - AUSTRALIA

Executive Summary of DVA Beneficiaries in Receipt of Pension(s), Allowance(s) or Health Care Under the Veterans' Entitlements Act 1986

BENEFICIARY CATEGORY (Subsets of Net Total Beneficiaries on Previous Page)	ACTUAL DATA											FORECAST DATA										
	June 2000	June 2001	June 2002	June 2003	June 2004	June 2005	June 2006	June 2007	June 2008	June 2009	Dec 2009	June 2010	June 2011	June 2012	June 2013	June 2014	June 2015	June 2016	June 2017	June 2018	June 2019	June 2020
Total Income Support Beneficiaries (a)	387,747	382,775	378,108	368,572	355,675	361,459	345,907	328,248	317,655	300,803	291,364	283,400	265,900	248,500	231,500	215,000	199,200	184,300	170,500	157,800	146,500	136,300
Total Disability Compensation Beneficiaries (b)	330,388	325,829	320,571	314,358	307,514	299,774	290,089	278,927	268,125	256,201	227,655	223,300	213,400	203,300	193,200	183,200	173,400	163,900	155,000	146,700	139,000	132,100
Health Treatment Card Holders :																						
Gold Card Holders	287,066	283,925	281,448	277,747	269,544	260,864	250,957	240,642	230,224	218,858	213,511	208,000	196,000	184,000	172,200	160,700	149,900	139,700	130,200	121,500	113,600	106,400
White Card Holders	61,930	61,206	59,268	57,413	56,254	55,469	54,272	52,979	51,358	50,390	49,922	49,300	48,100	47,000	46,000	45,000	44,100	43,200	42,300	41,600	41,000	40,500
Total Health Treatment Card Holders	348,996	345,131	340,716	335,160	325,798	316,333	305,229	293,621	281,582	269,248	263,433	257,300	244,100	231,000	218,200	205,800	194,000	182,900	172,600	163,100	154,500	146,900
Other Categories of Interest:																						
Income Support Supplement (ISS)	76,000	79,491	83,741	86,443	88,269	88,493	87,003	84,471	82,550	80,521	79,286	78,200	75,400	72,300	68,800	65,000	61,000	56,900	52,700	48,800	45,000	41,500
Total Age Pensioners (AP)	8,355	7,872	7,462	7,095	6,663	6,526	6,385	6,068	5,896	5,572	5,389	5,200	4,900	4,600	4,300	4,000	3,700	3,400	3,100	2,800	2,600	2,400
Total Commonwealth Seniors Health Cards (CSHC)	6,316	4,717	7,387	7,530	7,992	9,975	10,685	11,086	9,279	8,390	7,302	7,100	6,600	6,000	5,500	5,000	4,400	3,900	3,400	2,900	2,600	2,200
Repatriation Pharmaceutical Benefits Cards (RPBC)			21,726	20,672	19,284	17,874	16,438	14,963	13,395	11,951	11,280	10,700	9,400	8,200	7,100	6,100	5,200	4,400	3,600	3,000	2,500	2,000
DFISA Total						22,141	21,182	20,793	22,227	19,660	18,130	17,200	15,400	14,000	12,900	12,000	11,500	11,200	11,100	11,100	11,400	11,600

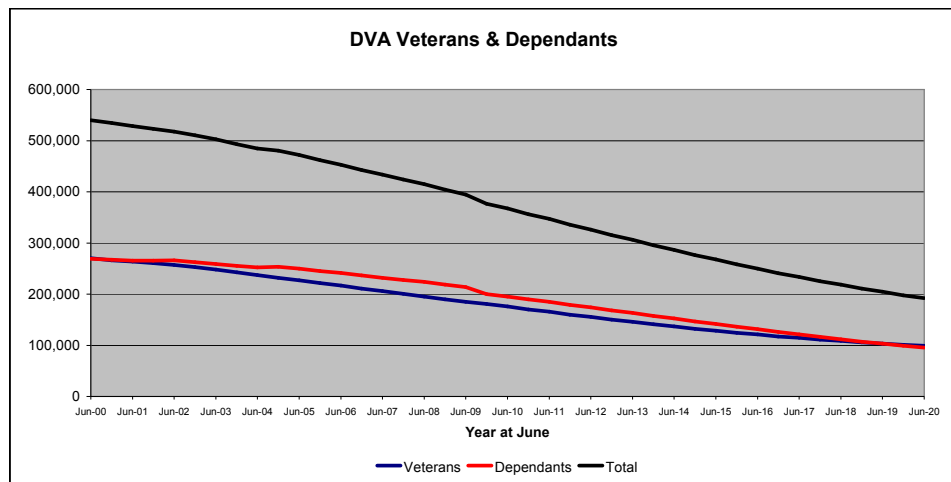


Date of Most Recent Actual Data : 1 January 2010
 Date When This Version is Current : 20 January 2010

DVA PROJECTED BENEFICIARY NUMBERS WITH ACTUALS TO 31 DECEMBER 2009 - NEW SOUTH WALES

Executive Summary of DVA Beneficiaries in Receipt of Pension(s), Allowance(s) or Health Care Under the Veterans' Entitlements Act 1986

BENEFICIARY CATEGORY	ACTUAL DATA												FORECAST DATA										
	June 2000	June 2001	June 2002	June 2003	June 2004	June 2005	June 2006	June 2007	June 2008	June 2009	Dec 2009	June 2010	June 2011	June 2012	June 2013	June 2014	June 2015	June 2016	June 2017	June 2018	June 2019	June 2020	
Veterans :																							
Disability Pensioners in Payment (DP)	n/a	n/a	52,436	51,441	49,576	47,639	45,435	43,181	40,964	38,654	37,568	36,500	34,200	32,000	29,900	28,000	26,200	24,700	23,300	22,100	21,100	20,200	
Age Pension Veterans (APV) (Included Above)	n/a	n/a	1,654	1,567	1,459	1,423	1,371	1,281	1,230	1,159	1,108	1,100	1,000	900	800	700	600	500	400	400	300	300	
Service Pension Veterans (SPV)	n/a	n/a	50,274	47,486	44,205	41,292	38,366	35,676	33,825	31,649	30,588	29,500	27,300	25,100	22,900	21,000	19,100	17,400	15,900	14,600	13,500	12,500	
Overlap Between DPs and SPVs	n/a	n/a	29,898	29,090	27,599	26,173	24,525	22,931	22,028	20,748	20,104	19,600	18,500	17,400	16,400	15,400	14,500	13,700	13,000	12,300	11,800	11,300	
Treatment / Pharmaceutical Cards or Allowances Only Recipients	n/a	n/a	9,692	9,161	8,763	8,200	7,709	7,280	6,612	6,233	6,038	5,900	5,500	5,200	4,900	4,600	4,300	4,100	3,800	3,600	3,500	3,300	
Total Veterans	n/a	n/a	82,503	78,998	74,945	70,958	66,985	63,206	59,373	55,788	54,090	52,400	48,500	44,900	41,400	38,100	35,200	32,500	30,100	28,000	26,300	24,800	
Dependants :																							
Service Pension Dependants (SPD)	n/a	n/a	39,726	37,849	35,586	33,468	31,483	29,488	28,393	26,619	25,825	25,000	23,300	21,600	19,900	18,300	16,800	15,400	14,100	12,800	11,700	10,700	
War Widow(er)s (WW)	n/a	n/a	40,182	40,692	40,525	40,454	40,000	39,151	38,214	37,136	36,553	35,900	34,500	32,800	31,100	29,200	27,200	25,200	23,100	21,200	19,300	17,500	
Orphans (O)	n/a	n/a	108	86	75	80	71	67	63	71	64	60	60	60	50	50	50	50	50	40	40	40	
Children of Disabled Veterans (DC)	n/a	n/a	171	106	92	80	67	50	25	6	0	0	0	0	0	0	0	0	0	0	0	0	
Adequate Means of Support (AMS) (a)	n/a	n/a	193	191	184	178	173	165	158	155	153	150	150	140	140	140	130	130	130	130	120	120	
Disability Pension Wives / Widow(er)s (DPD)	n/a	n/a	15,008	13,710	12,495	11,328	10,272	9,275	8,344	7,492	7,000	6,700	6,300	5,900	5,500	5,100	4,700	4,300	4,000	3,700	3,400	3,100	
Commonwealth Seniors Health Cards (CSHC)	n/a	n/a	1,065	1,067	1,065	1,605	1,689	1,783	1,512	1,391	1,210	1,200	1,100	1,000	900	800	700	600	500	500	400	300	
Age Pension Partners (APP)	n/a	n/a	1,077	1,017	951	945	926	876	867	811	777	800	700	700	600	600	500	500	500	400	400	400	
Overlap Between Dependant Categories	n/a	n/a	n/a	8,114	7,218	8,730	8,073	7,502	7,126	6,370	1,098	1,100	1,000	1,000	900	800	700	700	700	600	600	500	
DFISA Dependants Only						3,036	2,928	2,855	3,075	2,356	2,210	2,100	1,800	1,600	1,500	1,400	1,300	1,300	1,300	1,300	1,400	1,400	
Other Allowances or Benefits Only						74	56	111	22	63	0	0	0	0	0	0	0	0	0	0	0	0	
Total Dependants	n/a	n/a	88,641	86,604	83,755	82,518	79,592	76,319	73,547	69,730	65,694	64,100	60,600	56,900	53,300	49,600	46,000	42,400	39,000	35,700	32,700	29,900	
Overlap Between Total Veterans and Dependants	n/a	n/a	1,625	1,625	1,626	1,591	1,601	1,541	1,469	1,367	1,259	1,200	1,200	1,100	1,000	1,000	900	800	800	700	700	600	
Beneficiaries - Net Total	n/a	n/a	169,519	163,977	157,074	151,885	144,976	137,984	131,451	124,151	118,525	115,200	108,000	100,700	93,600	86,800	80,200	74,000	68,300	63,000	58,300	54,000	



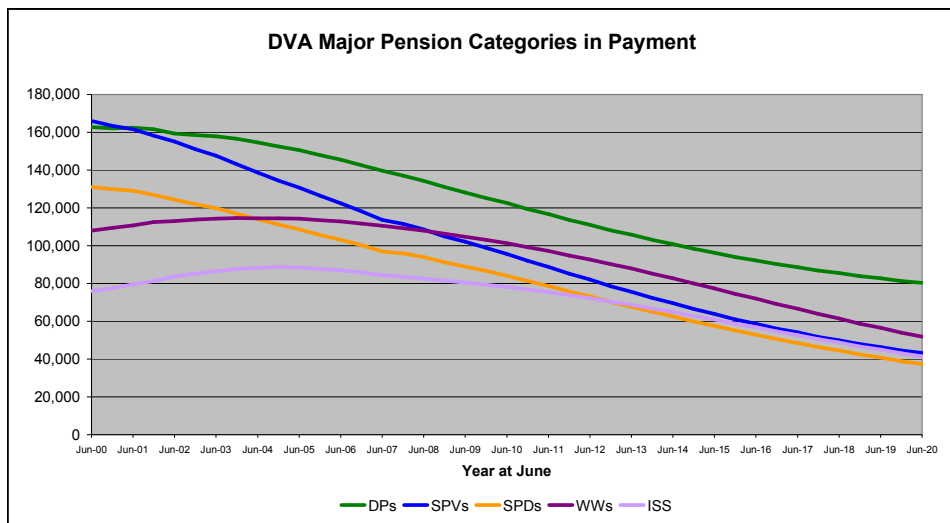
Date of Most Recent Actual Data : 1 January 2010
Date When This Version is Current : 20 January 2010

Continued next page

DVA PROJECTED BENEFICIARY NUMBERS WITH ACTUALS TO 31 DECEMBER 2009 - NEW SOUTH WALES

Executive Summary of DVA Beneficiaries in Receipt of Pension(s), Allowance(s) or Health Care Under the Veterans' Entitlements Act 1986

BENEFICIARY CATEGORY (Subsets of Net Total Beneficiaries on Previous Page)	ACTUAL DATA											FORECAST DATA										
	June 2000	June 2001	June 2002	June 2003	June 2004	June 2005	June 2006	June 2007	June 2008	June 2009	Dec 2009	June 2010	June 2011	June 2012	June 2013	June 2014	June 2015	June 2016	June 2017	June 2018	June 2019	June 2020
Total Income Support Beneficiaries (a)	n/a	n/a	125,327	121,347	115,765	117,077	111,603	105,812	102,001	96,032	93,134	90,600	85,000	79,400	74,000	68,700	63,700	58,900	54,500	50,400	46,800	43,600
Total Disability Compensation Beneficiaries (b)	n/a	n/a	107,432	105,551	102,274	99,102	95,364	91,253	87,158	82,930	73,911	72,500	69,300	66,000	62,700	59,500	56,300	53,200	50,300	47,600	45,100	42,900
Health Treatment Card Holders :																						
Gold Card Holders	n/a	n/a	96,995	95,667	92,244	88,901	85,172	81,423	77,541	73,472	71,575	69,500	65,100	60,700	56,400	52,100	48,100	44,300	40,700	37,500	34,500	31,800
White Card Holders	n/a	n/a	16,908	15,989	15,507	15,056	14,562	13,987	13,379	13,013	12,771	12,500	12,100	11,700	11,300	11,000	10,600	10,300	10,100	9,800	9,600	9,500
Total Health Treatment Card Holders	n/a	n/a	113,902	111,656	107,751	103,957	99,734	95,410	90,920	86,485	84,346	82,100	77,200	72,400	67,700	63,100	58,700	54,600	50,800	47,300	44,100	41,300
Other Categories of Interest:																						
Income Support Supplement (ISS)	n/a	n/a	30,192	31,053	31,213	31,280	30,892	29,992	29,362	28,692	28,299	27,900	26,900	25,700	24,400	23,000	21,500	20,000	18,400	16,800	15,300	13,900
Total Age Pensioners (AP)	n/a	n/a	2,731	2,584	2,410	2,368	2,297	2,157	2,097	1,970	1,885	1,800	1,700	1,500	1,400	1,200	1,100	1,000	900	800	700	700
Total Commonwealth Seniors Health Cards (CSHC)	n/a	n/a	2,404	2,375	2,351	3,129	3,252	3,333	2,750	2,475	2,142	2,100	1,900	1,700	1,500	1,300	1,200	1,000	900	700	600	500
Repatriation Pharmaceutical Benefits Cards (RPBC)			6,186	5,889	5,477	5,064	4,676	4,283	3,847	3,445	3,238	3,100	2,700	2,400	2,100	1,800	1,500	1,300	1,100	900	700	600
DFISA Total						7,391	7,097	6,858	7,310	6,166	5,856	5,500	4,900	4,400	4,000	3,700	3,500	3,400	3,300	3,400	3,400	3,500

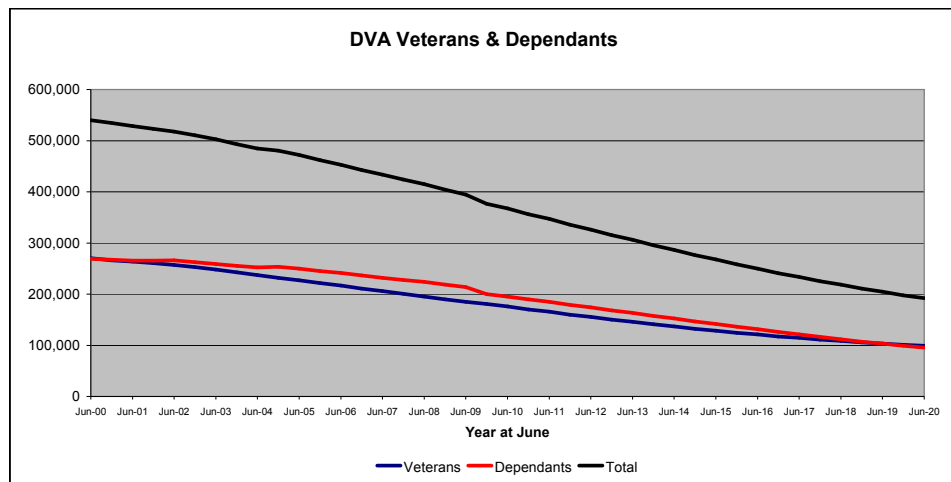


Date of Most Recent Actual Data : 1 January 2010
 Date When This Version is Current : 20 January 2010

DVA PROJECTED BENEFICIARY NUMBERS WITH ACTUALS TO 31 DECEMBER 2009 - VICTORIA

Executive Summary of DVA Beneficiaries in Receipt of Pension(s), Allowance(s) or Health Care Under the Veterans' Entitlements Act 1986

BENEFICIARY CATEGORY	ACTUAL DATA												FORECAST DATA										
	June 2000	June 2001	June 2002	June 2003	June 2004	June 2005	June 2006	June 2007	June 2008	June 2009	Dec 2009	June 2010	June 2011	June 2012	June 2013	June 2014	June 2015	June 2016	June 2017	June 2018	June 2019	June 2020	
Veterans :																							
Disability Pensioners in Payment (DP)	n/a	n/a	32,514	32,136	31,236	30,121	28,789	27,421	26,117	24,668	23,966	23,300	21,700	20,300	18,900	17,700	16,600	15,600	14,700	14,000	13,300	12,800	
Age Pension Veterans (APV) (Included Above)	n/a	n/a	1,101	1,040	961	918	880	856	814	767	740	700	600	600	500	500	400	400	300	300	200	200	
Service Pension Veterans (SPV)	n/a	n/a	32,857	30,932	28,855	27,096	25,193	23,259	22,192	20,752	19,989	19,300	17,700	16,100	14,700	13,300	12,000	10,900	9,900	9,000	8,300	7,600	
Overlap Between DPs and SPVs	n/a	n/a	17,951	17,620	17,027	16,236	15,249	14,224	13,779	12,995	12,563	12,200	11,500	10,900	10,200	9,600	9,100	8,600	8,100	7,700	7,400	7,100	
Treatment / Pharmaceutical Cards or Allowances Only Recipients	n/a	n/a	7,007	6,586	6,204	5,825	5,559	5,269	4,752	4,555	4,495	4,400	4,100	3,900	3,600	3,400	3,200	3,000	2,800	2,700	2,600	2,500	
Total Veterans	n/a	n/a	54,428	52,034	49,268	46,806	44,292	41,725	39,282	36,980	35,887	34,700	32,000	29,400	27,000	24,800	22,800	20,900	19,400	18,000	16,800	15,800	
Dependants :																							
Service Pension Dependants (SPD)	n/a	n/a	26,542	25,311	23,893	22,780	21,454	20,117	19,505	18,395	17,840	17,300	16,000	14,700	13,500	12,400	11,300	10,300	9,300	8,400	7,600	6,900	
War Widow(er)s (WW)	n/a	n/a	28,542	28,703	28,552	28,291	27,844	27,078	26,282	25,402	24,845	24,400	23,300	22,100	20,800	19,400	18,000	16,500	15,100	13,700	12,400	11,100	
Orphans (O)	n/a	n/a	63	55	49	38	35	26	25	27	28	30	30	20	20	20	20	20	20	20	20	20	
Children of Disabled Veterans (DC)	n/a	n/a	598	13	14	11	9	4	1	1	0	0	0	0	0	0	0	0	0	0	0	0	
Adequate Means of Support (AMS) (a)	n/a	n/a	145	130	127	125	120	114	115	111	108	110	100	100	100	90	90	90	90	90	90	90	
Disability Pension Wives / Widow(er)s (DPD)	n/a	n/a	10,616	9,631	8,744	7,977	7,219	6,538	5,863	5,256	0	0	0	0	0	0	0	0	0	0	0	0	
Commonwealth Seniors Health Cards (CSHC)	n/a	n/a	736	805	1,162	1,403	1,555	1,549	1,280	1,137	955	900	800	800	700	600	500	500	400	300	300	200	
Age Pension Partners (APP)	n/a	n/a	764	732	680	647	619	598	584	542	528	500	500	500	400	400	400	300	300	300	300	200	
Overlap Between Dependant Categories	n/a	n/a	n/a	5,570	5,291	6,394	5,940	5,471	5,137	4,518	920	900	900	800	800	700	700	600	600	500	500	400	
DFISA Dependants Only						2,247	2,132	2,107	2,292	1,761	1,567	1,500	1,200	1,100	1,000	900	800	800	700	700	700	800	
Other Allowances or Benefits Only						105	61	108	15	37	0	0	0	0	0	0	0	0	0	0	0	0	
Total Dependants	n/a	n/a	61,993	59,810	57,930	57,230	55,108	52,768	50,825	48,151	44,951	43,800	41,100	38,500	35,800	33,100	30,400	27,900	25,400	23,100	20,900	19,000	
Overlap Between Total Veterans and Dependants	n/a	n/a	1,020	1,007	993	987	970	938	893	870	815	800	800	700	700	600	600	500	500	500	400	400	
Beneficiaries - Net Total	n/a	n/a	115,401	110,837	106,205	103,049	98,430	93,555	89,214	84,261	80,023	77,600	72,400	67,200	62,100	57,200	52,600	48,300	44,300	40,600	37,300	34,400	



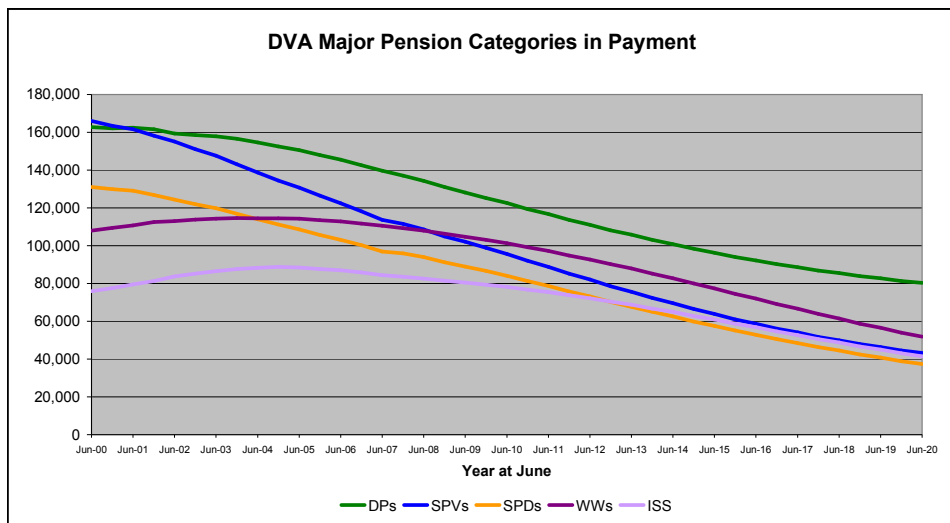
Date of Most Recent Actual Data : 1 January 2010
 Date When This Version is Current : 20 January 2010

Continued next page

DVA PROJECTED BENEFICIARY NUMBERS WITH ACTUALS TO 31 DECEMBER 2009 - VICTORIA

Executive Summary of DVA Beneficiaries in Receipt of Pension(s), Allowance(s) or Health Care Under the Veterans' Entitlements Act 1986

BENEFICIARY CATEGORY (Subsets of Net Total Beneficiaries on Previous Page)	ACTUAL DATA											FORECAST DATA										
	June 2000	June 2001	June 2002	June 2003	June 2004	June 2005	June 2006	June 2007	June 2008	June 2009	Dec 2009	June 2010	June 2011	June 2012	June 2013	June 2014	June 2015	June 2016	June 2017	June 2018	June 2019	June 2020
Total Income Support Beneficiaries (a)	n/a	n/a	83,430	80,774	78,302	79,697	75,928	71,758	69,240	65,013	62,711	61,000	57,200	53,500	49,800	46,300	42,900	39,700	36,700	34,000	31,500	29,300
Total Disability Compensation Beneficiaries (b)	n/a	n/a	72,067	70,259	68,304	66,152	63,617	60,789	58,031	55,098	48,659	47,700	45,600	43,500	41,300	39,200	37,100	35,000	33,100	31,300	29,700	28,200
Health Treatment Card Holders :																						
Gold Card Holders	n/a	n/a	65,907	64,383	62,043	59,711	57,183	54,430	51,752	48,925	47,446	46,000	42,900	39,800	36,800	33,900	31,100	28,500	26,100	23,800	21,800	20,000
White Card Holders	n/a	n/a	11,214	10,770	10,478	10,189	9,948	9,667	9,285	9,099	8,999	8,800	8,500	8,200	7,900	7,600	7,300	7,100	6,800	6,600	6,400	6,300
Total Health Treatment Card Holders	n/a	n/a	77,122	75,153	72,521	69,900	67,131	64,097	61,037	58,024	56,445	54,800	51,400	48,000	44,700	41,500	38,400	35,500	32,900	30,400	28,200	26,300
Other Categories of Interest:																						
Income Support Supplement (ISS)	n/a	n/a	20,468	20,993	21,773	21,723	21,219	20,493	19,868	19,301	18,890	18,600	17,900	17,000	16,100	15,100	14,000	12,900	11,800	10,700	9,700	8,700
Total Age Pensioners (AP)	n/a	n/a	1,865	1,772	1,641	1,565	1,499	1,454	1,398	1,309	1,268	1,200	1,100	1,000	900	800	700	600	600	600	500	400
Total Commonwealth Seniors Health Cards (CSHC)	n/a	n/a	1,697	1,766	2,140	2,549	2,767	2,730	2,237	1,952	1,644	1,600	1,400	1,300	1,200	1,000	900	800	600	500	500	400
Repatriation Pharmaceutical Benefits Cards (RPBC)			4,731	4,520	4,217	3,937	3,646	3,302	2,967	2,678	2,520	2,400	2,100	1,800	1,600	1,400	1,200	1,000	900	700	600	500
DFISA Total						5,184	4,957	4,850	5,196	4,347	4,065	3,800	3,300	2,900	2,600	2,300	2,100	2,000	1,900	1,900	1,900	1,900

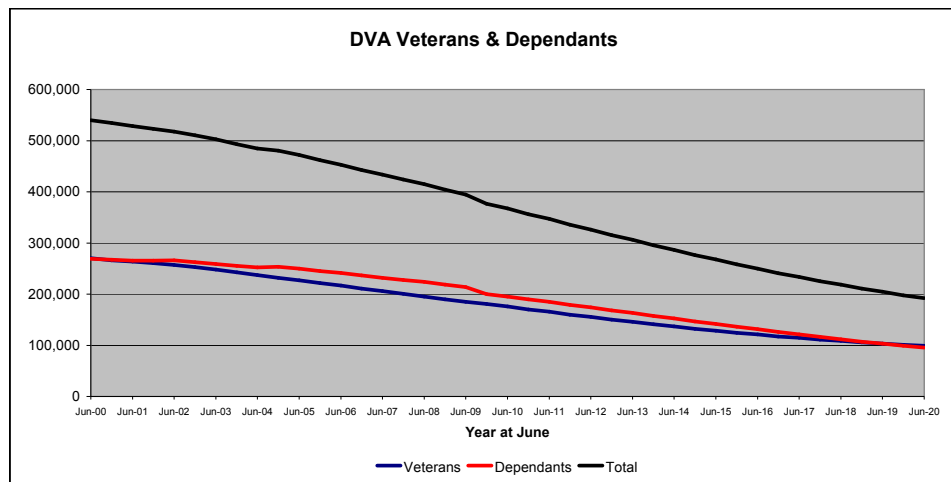


Date of Most Recent Actual Data : 1 January 2010
 Date When This Version is Current : 20 January 2010

DVA PROJECTED BENEFICIARY NUMBERS WITH ACTUALS TO 31 DECEMBER 2009 - QUEENSLAND

Executive Summary of DVA Beneficiaries in Receipt of Pension(s), Allowance(s) or Health Care Under the Veterans' Entitlements Act 1986

BENEFICIARY CATEGORY	ACTUAL DATA												FORECAST DATA										
	June 2000	June 2001	June 2002	June 2003	June 2004	June 2005	June 2006	June 2007	June 2008	June 2009	Dec 2009	June 2010	June 2011	June 2012	June 2013	June 2014	June 2015	June 2016	June 2017	June 2018	June 2019	June 2020	
Veterans :																							
Disability Pensioners in Payment (DP)	n/a	n/a	38,198	38,545	38,660	38,392	37,746	36,828	35,933	34,721	34,258	33,800	32,800	31,800	30,900	30,100	29,300	28,500	27,900	27,300	26,700	26,200	
Age Pension Veterans (APV) (Included Above)	n/a	n/a	851	822	778	764	758	725	714	698	695	700	700	600	600	600	600	600	500	500	500	400	
Service Pension Veterans (SPV)	n/a	n/a	33,656	32,648	31,087	29,703	28,343	26,450	25,533	24,202	23,595	23,000	21,700	20,400	19,100	17,900	16,700	15,600	14,600	13,700	12,900	12,200	
Overlap Between DPs and SPVs	n/a	n/a	20,276	20,278	20,244	19,774	19,223	18,274	17,919	17,265	16,915	16,500	15,500	14,600	13,800	12,900	12,200	11,500	10,900	10,400	9,900	9,500	
Treatment / Pharmaceutical Cards or Allowances Only Recipients	n/a	n/a	5,379	5,229	5,059	4,948	4,731	4,779	4,412	4,457	4,407	4,300	4,000	3,800	3,600	3,300	3,100	3,000	2,800	2,600	2,500	2,400	
Total Veterans	n/a	n/a	56,957	56,144	54,562	53,269	51,597	49,783	47,959	46,115	45,345	44,600	43,000	41,400	39,800	38,300	36,900	35,600	34,400	33,300	32,300	31,300	
Dependants :																							
Service Pension Dependents (SPD)	n/a	n/a	26,200	25,671	24,660	23,717	22,843	21,579	21,120	20,215	19,755	19,300	18,300	17,300	16,200	15,200	14,200	13,200	12,300	11,500	10,700	9,900	
War Widow(er)s (WW)	n/a	n/a	21,896	22,417	22,723	22,850	22,631	22,292	21,935	21,392	21,157	20,900	20,200	19,400	18,600	17,700	16,800	15,900	14,900	14,000	13,200	12,400	
Orphans (O)	n/a	n/a	96	82	85	73	70	63	62	58	59	60	50	50	50	50	40	40	40	40	40	40	
Children of Disabled Veterans (DC)	n/a	n/a	530	52	43	33	21	14	7	3	0	0	0	0	0	0	0	0	0	0	0	0	
Adequate Means of Support (AMS) (a)	n/a	n/a	100	97	97	93	90	89	88	85	84	80	80	80	80	70	70	70	70	70	70	70	
Disability Pension Wives / Widow(er)s (DPD)	n/a	n/a	9,269	8,575	7,884	7,172	6,563	6,005	5,480	5,062	0	0	0	0	0	0	0	0	0	0	0	0	
Commonwealth Seniors Health Cards (CSHC)	n/a	n/a	491	521	567	820	875	970	802	737	670	700	700	700	600	600	600	500	500	400	400	400	
Age Pension Partners (APP)	n/a	n/a	562	527	495	505	497	480	476	457	456	500	500	500	500	500	500	500	500	400	400	400	
Overlap Between Dependant Categories	n/a	n/a	n/a	5,182	4,615	5,433	5,098	4,727	4,543	4,142	590	600	500	500	500	500	400	400	400	300	300	300	
DFISA Dependents Only						2,180	2,092	2,150	2,320	2,007	1,941	1,900	1,700	1,600	1,500	1,400	1,400	1,400	1,400	1,500	1,500	1,500	
Other Allowances or Benefits Only						76	66	205	42	44	0	0	0	0	0	0	0	0	0	0	0	0	
Total Dependents	n/a	n/a	53,709	52,760	51,939	52,086	50,650	49,120	47,789	45,918	43,532	42,700	40,900	39,000	37,100	35,100	33,200	31,300	29,400	27,700	26,000	24,500	
Overlap Between Total Veterans and Dependents	n/a	n/a	919	906	912	909	955	911	881	837	770	800	700	700	600	600	500	500	500	400	400	400	
Beneficiaries - Net Total	n/a	n/a	109,748	107,998	105,589	104,446	101,292	97,992	94,867	91,196	88,107	86,600	83,200	79,700	76,300	72,900	69,500	66,300	63,300	60,500	57,900	55,400	



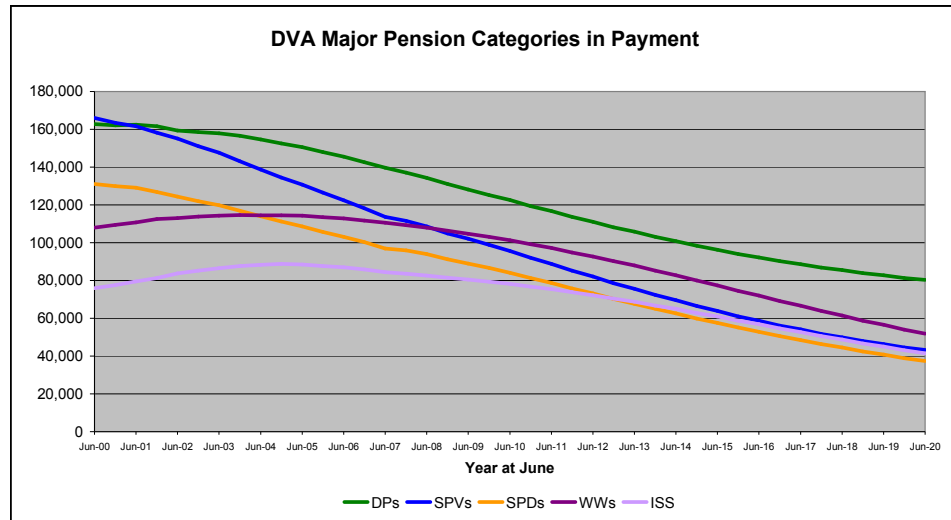
Date of Most Recent Actual Data : 1 January 2010
 Date When This Version is Current : 20 January 2010

Continued next page

DVA PROJECTED BENEFICIARY NUMBERS WITH ACTUALS TO 31 DECEMBER 2009 - QUEENSLAND

Executive Summary of DVA Beneficiaries in Receipt of Pension(s), Allowance(s) or Health Care Under the Veterans' Entitlements Act 1986

BENEFICIARY CATEGORY (Subsets of Net Total Beneficiaries on Previous Page)	ACTUAL DATA												FORECAST DATA									
	June 2000	June 2001	June 2002	June 2003	June 2004	June 2005	June 2006	June 2007	June 2008	June 2009	Dec 2009	June 2010	June 2011	June 2012	June 2013	June 2014	June 2015	June 2016	June 2017	June 2018	June 2019	June 2020
Total Income Support Beneficiaries (a)	n/a	n/a	79,167	78,563	76,395	78,710	76,047	72,621	70,988	67,849	66,443	64,600	60,600	56,700	52,800	49,000	45,400	42,000	38,900	36,000	33,400	31,100
Total Disability Compensation Beneficiaries (b)	n/a	n/a	69,697	69,370	69,089	68,209	66,720	64,904	63,118	60,936	55,270	54,200	51,800	49,400	46,900	44,500	42,100	39,800	37,600	35,600	33,700	32,100
Health Treatment Card Holders :																						
Gold Card Holders	n/a	n/a	58,224	58,397	57,473	56,240	54,658	52,995	51,280	49,309	48,460	47,500	45,400	43,200	41,100	39,100	37,100	35,300	33,600	32,100	30,600	29,300
White Card Holders	n/a	n/a	15,573	15,588	15,325	15,527	15,343	15,189	14,947	14,796	14,835	14,800	14,600	14,500	14,400	14,300	14,200	14,000	13,900	13,800	13,600	13,500
Total Health Treatment Card Holders	n/a	n/a	73,797	73,985	72,798	71,767	70,001	68,184	66,227	64,105	63,295	62,300	60,000	57,700	55,500	53,400	51,300	49,400	47,500	45,800	44,300	42,800
Other Categories of Interest:																						
Income Support Supplement (ISS)	n/a	n/a	16,757	17,717	18,148	18,183	17,892	17,462	17,183	16,894	16,751	16,600	16,100	15,500	14,900	14,200	13,500	12,800	12,100	11,400	10,800	10,200
Total Age Pensioners (AP)	n/a	n/a	1,413	1,349	1,273	1,269	1,255	1,205	1,190	1,155	1,151	1,100	1,100	1,100	1,100	1,100	1,100	1,000	1,000	900	900	800
Total Commonwealth Seniors Health Cards (CSHC)	n/a	n/a	1,140	1,178	1,227	1,646	1,758	1,907	1,609	1,457	1,313	1,300	1,300	1,200	1,200	1,100	1,100	1,000	900	800	700	600
Repatriation Pharmaceutical Benefits Cards (RPBC)			4,048	3,870	3,601	3,337	3,065	2,759	2,471	2,175	2,059	1,900	1,700	1,500	1,300	1,100	900	800	700	500	400	400
DFISA Total						5,195	4,950	4,975	5,339	4,861	4,798	4,600	4,200	4,000	3,800	3,600	3,500	3,600	3,600	3,600	3,700	3,800

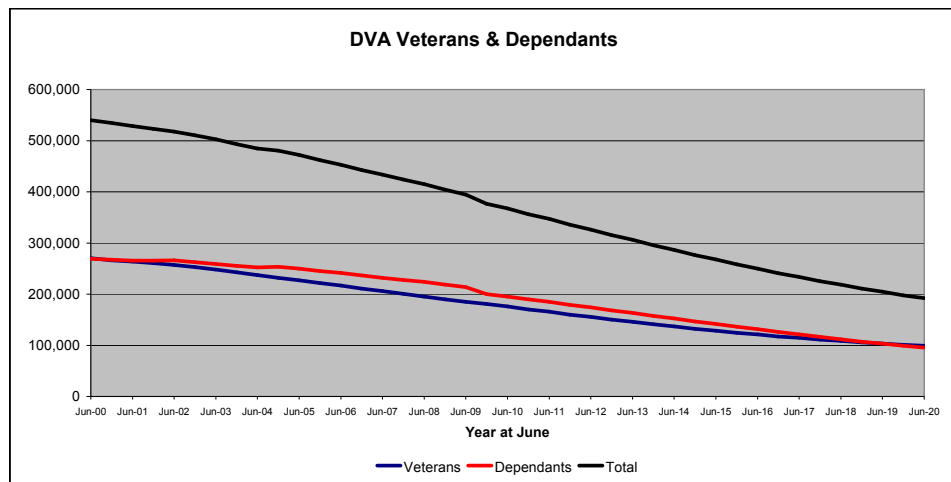


Date of Most Recent Actual Data : 1 January 2010
 Date When This Version is Current : 20 January 2010

DVA PROJECTED BENEFICIARY NUMBERS WITH ACTUALS TO 31 DECEMBER 2009 - SOUTH AUSTRALIA

Executive Summary of DVA Beneficiaries in Receipt of Pension(s), Allowance(s) or Health Care Under the Veterans' Entitlements Act 1986

BENEFICIARY CATEGORY	ACTUAL DATA												FORECAST DATA										
	June 2000	June 2001	June 2002	June 2003	June 2004	June 2005	June 2006	June 2007	June 2008	June 2009	Dec 2009	June 2010	June 2011	June 2012	June 2013	June 2014	June 2015	June 2016	June 2017	June 2018	June 2019	June 2020	
Veterans :																							
Disability Pensioners in Payment (DP)	n/a	n/a	11,680	11,401	11,026	10,780	10,386	9,964	9,690	9,218	8,992	8,800	8,400	8,000	7,700	7,300	6,900	6,600	6,400	6,100	5,900	5,700	
Age Pension Veterans (APV) (Included Above)	n/a	n/a	373	354	345	348	329	321	309	285	278	300	200	200	200	200	200	100	100	100	100	100	
Service Pension Veterans (SPV)	n/a	n/a	14,666	13,907	13,073	12,301	11,488	10,656	10,171	9,496	9,196	8,900	8,200	7,500	6,800	6,200	5,700	5,200	4,700	4,400	4,000	3,700	
Overlap Between DPs and SPVs	n/a	n/a	6,556	6,413	6,223	6,042	5,792	5,465	5,400	5,163	5,046	4,900	4,600	4,400	4,100	3,900	3,600	3,400	3,300	3,100	3,000	2,800	
Treatment / Pharmaceutical Cards or Allowances Only Recipients	n/a	n/a	2,483	2,328	2,227	2,146	2,027	2,072	1,813	1,704	1,681	1,600	1,500	1,400	1,400	1,300	1,200	1,100	1,100	1,000	1,000	900	
Total Veterans	n/a	n/a	22,273	21,223	20,103	19,185	18,109	17,227	16,274	15,255	14,823	14,400	13,500	12,600	11,700	10,900	10,200	9,500	8,900	8,400	7,900	7,500	
Dependants :																							
Service Pension Dependents (SPD)	n/a	n/a	12,673	12,246	11,702	11,135	10,635	10,018	9,709	9,130	8,869	8,600	8,000	7,400	6,800	6,200	5,700	5,200	4,700	4,300	3,900	3,600	
War Widow(er)s (WW)	n/a	n/a	9,076	9,050	9,129	9,141	9,052	8,859	8,647	8,342	8,197	8,000	7,600	7,200	6,800	6,300	5,900	5,400	5,000	4,600	4,200	3,800	
Orphans (O)	n/a	n/a	17	12	10	6	8	12	12	14	13	10	10	10	10	10	10	10	10	10	10	10	
Children of Disabled Veterans (DC)	n/a	n/a	39	33	25	17	11	7	6	0	0	0	0	0	0	0	0	0	0	0	0	0	
Adequate Means of Support (AMS) (a)	n/a	n/a	71	68	62	60	58	58	55	51	50	50	50	50	50	40	40	40	40	40	40	40	
Disability Pension Wives / Widow(er)s (DPD)	n/a	n/a	4,624	4,275	3,912	3,541	3,226	2,913	2,645	2,400	0	0	0	0	0	0	0	0	0	0	0	0	
Commonwealth Seniors Health Cards (CSHC)	n/a	n/a	250	260	297	489	599	604	522	481	416	400	400	300	300	300	200	200	200	100	100	100	
Age Pension Partners (APP)	n/a	n/a	269	257	252	254	242	234	227	222	213	200	200	200	200	200	100	100	100	100	100	100	
Overlap Between Dependant Categories	n/a	n/a	n/a	2,487	2,295	2,793	2,698	2,524	2,390	2,105	428	400	400	400	400	300	300	300	300	200	200	200	
DFISA Dependents Only						781	728	726	760	561	455	400	400	300	300	300	300	300	300	300	300	300	
Other Allowances or Benefits Only						35	33	116	4	9	0	0	0	0	0	0	0	0	0	0	0	0	
Total Dependents	n/a	n/a	24,366	23,714	23,094	22,666	21,894	21,023	20,197	19,105	17,785	17,300	16,200	15,100	14,000	13,000	11,900	11,000	10,000	9,200	8,400	7,700	
Overlap Between Total Veterans and Dependents	n/a	n/a	387	370	360	353	345	330	321	305	269	300	200	200	200	200	200	200	200	200	100	100	
Beneficiaries - Net Total	n/a	n/a	46,252	44,567	42,837	41,498	39,658	37,920	36,150	34,055	32,339	31,400	29,400	27,500	25,500	23,700	21,900	20,300	18,800	17,400	16,200	15,100	



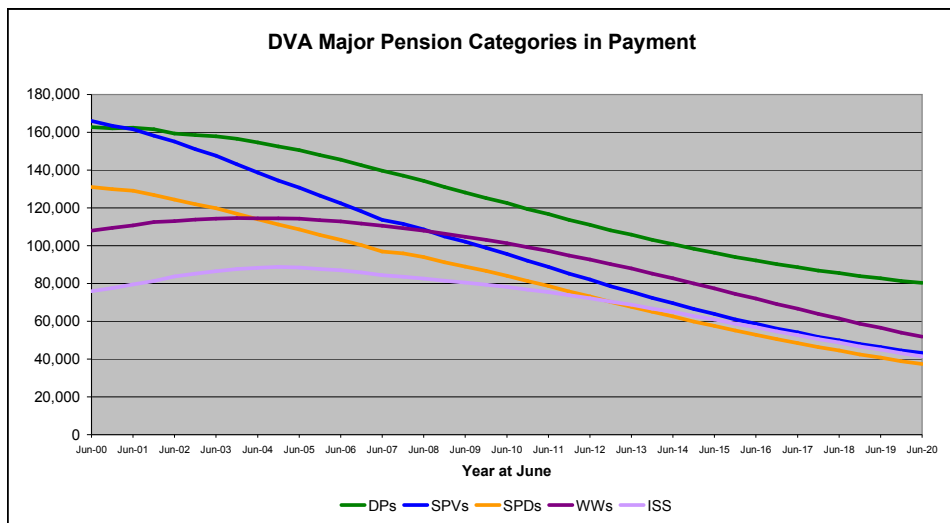
Date of Most Recent Actual Data : 1 January 2010
 Date When This Version is Current : 20 January 2010

Continued next page

DVA PROJECTED BENEFICIARY NUMBERS WITH ACTUALS TO 31 DECEMBER 2009 - SOUTH AUSTRALIA

Executive Summary of DVA Beneficiaries in Receipt of Pension(s), Allowance(s) or Health Care Under the Veterans' Entitlements Act 1986

BENEFICIARY CATEGORY (Subsets of Net Total Beneficiaries on Previous Page)	ACTUAL DATA											FORECAST DATA										
	June 2000	June 2001	June 2002	June 2003	June 2004	June 2005	June 2006	June 2007	June 2008	June 2009	Dec 2009	June 2010	June 2011	June 2012	June 2013	June 2014	June 2015	June 2016	June 2017	June 2018	June 2019	June 2020
Total Income Support Beneficiaries (a)	n/a	n/a	35,490	34,448	33,208	33,494	32,081	30,421	29,347	27,532	26,670	25,900	24,300	22,700	21,200	19,700	18,200	16,900	15,600	14,400	13,400	12,500
Total Disability Compensation Beneficiaries (b)	n/a	n/a	25,344	24,679	24,012	23,393	22,593	21,676	20,918	19,892	17,164	16,800	16,100	15,300	14,600	13,800	13,100	12,400	11,700	11,100	10,500	10,000
Health Treatment Card Holders :																						
Gold Card Holders	n/a	n/a	23,120	22,563	21,888	21,233	20,421	19,539	18,705	17,697	17,275	16,800	15,700	14,700	13,700	12,700	11,700	10,900	10,100	9,300	8,700	8,100
White Card Holders	n/a	n/a	4,858	4,582	4,413	4,294	4,131	4,085	3,909	3,758	3,684	3,600	3,500	3,400	3,300	3,200	3,100	3,000	3,000	2,900	2,900	2,900
Total Health Treatment Card Holders	n/a	n/a	27,978	27,145	26,301	25,527	24,552	23,624	22,614	21,455	20,959	20,400	19,200	18,100	17,000	15,900	14,900	13,900	13,100	12,300	11,600	11,000
Other Categories of Interest:																						
Income Support Supplement (ISS)	n/a	n/a	6,942	7,113	7,234	7,353	7,247	7,053	6,873	6,669	6,543	6,400	6,100	5,800	5,400	5,100	4,700	4,300	4,000	3,700	3,400	3,100
Total Age Pensioners (AP)	n/a	n/a	642	611	597	602	571	555	536	507	491	500	400	400	400	300	300	300	200	200	200	200
Total Commonwealth Seniors Health Cards (CSHC)	n/a	n/a	567	571	602	836	966	975	816	759	677	700	600	500	500	400	400	300	300	200	200	200
Repatriation Pharmaceutical Benefits Cards (RPBC)			2,950	2,782	2,574	2,401	2,166	2,004	1,780	1,568	1,487	1,400	1,200	1,000	900	700	600	500	400	300	200	200
DFISA Total						1,699	1,593	1,588	1,677	1,356	1,254	1,200	1,000	900	800	800	700	700	700	700	700	700

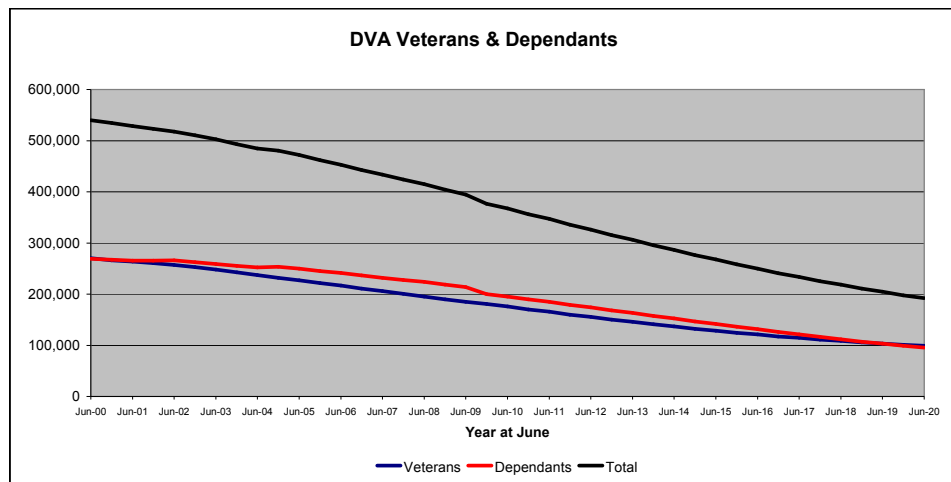


Date of Most Recent Actual Data : 1 January 2010
 Date When This Version is Current : 20 January 2010

DVA PROJECTED BENEFICIARY NUMBERS WITH ACTUALS TO 31 DECEMBER 2009 - WESTERN AUSTRALIA

Executive Summary of DVA Beneficiaries in Receipt of Pension(s), Allowance(s) or Health Care Under the Veterans' Entitlements Act 1986

BENEFICIARY CATEGORY	ACTUAL DATA												FORECAST DATA											
	June 2000	June 2001	June 2002	June 2003	June 2004	June 2005	June 2006	June 2007	June 2008	June 2009	Dec 2009	June 2010	June 2011	June 2012	June 2013	June 2014	June 2015	June 2016	June 2017	June 2018	June 2019	June 2020		
Veterans :																								
Disability Pensioners in Payment (DP)	n/a	n/a	14,271	14,203	14,100	13,861	13,477	12,953	12,470	11,970	11,679	11,500	11,100	10,800	10,400	10,100	9,700	9,400	9,100	8,900	8,600	8,400		
Age Pension Veterans (APV) (Included Above)	n/a	n/a	373	354	337	322	305	279	268	250	239	200	200	200	200	200	200	100	100	100	100	100		
Service Pension Veterans (SPV)	n/a	n/a	15,248	14,669	14,012	13,242	12,402	11,431	10,924	10,298	9,980	9,700	9,100	8,400	7,800	7,300	6,700	6,200	5,700	5,300	4,900	4,600		
Overlap Between DPs and SPVs	n/a	n/a	7,627	7,607	7,456	7,220	6,862	6,399	6,255	6,004	5,827	5,700	5,300	5,000	4,700	4,500	4,200	4,000	3,800	3,600	3,400	3,300		
Treatment / Pharmaceutical Cards or Allowances Only Recipients	n/a	n/a	3,225	3,129	3,051	2,920	2,785	2,771	2,576	2,499	2,459	2,400	2,300	2,100	2,000	1,900	1,800	1,700	1,600	1,500	1,400	1,300		
Total Veterans	n/a	n/a	25,117	24,394	23,707	22,803	21,802	20,756	19,715	18,763	18,291	17,900	17,100	16,300	15,500	14,700	14,000	13,300	12,700	12,100	11,600	11,100		
Dependants :																								
Service Pension Dependents (SPD)	n/a	n/a	12,725	12,496	12,101	11,688	11,154	10,460	10,173	9,743	9,562	9,300	8,700	8,100	7,500	6,900	6,400	5,800	5,400	4,900	4,500	4,100		
War Widow(er)s (WW)	n/a	n/a	7,771	7,862	7,905	7,923	7,857	7,768	7,624	7,340	7,182	7,100	6,800	6,500	6,200	5,900	5,600	5,200	4,900	4,600	4,300	4,100		
Orphans (O)	n/a	n/a	35	36	25	24	17	16	14	16	16	20	10	10	10	10	10	10	10	10	10	10		
Children of Disabled Veterans (DC)	n/a	n/a	24	15	12	11	8	4	3	1	0	0	0	0	0	0	0	0	0	0	0	0		
Adequate Means of Support (AMS) (a)	n/a	n/a	51	50	46	45	42	41	37	35	33	30	30	30	30	30	30	30	30	30	30	30		
Disability Pension Wives / Widow(er)s (DPD)	n/a	n/a	4,518	4,162	3,854	3,559	3,270	2,964	2,694	2,463	0	0	0	0	0	0	0	0	0	0	0	0		
Commonwealth Seniors Health Cards (CSHC)	n/a	n/a	669	723	762	769	810	894	801	751	681	600	600	500	500	400	300	300	300	200	200	200		
Age Pension Partners (APP)	n/a	n/a	274	265	255	252	240	221	212	209	199	200	200	200	200	200	100	100	100	100	100	100		
Overlap Between Dependant Categories	n/a	n/a	n/a	2,684	2,520	2,886	2,729	2,581	2,477	2,266	570	600	500	500	500	400	400	400	300	300	300	300		
DFISA Dependents Only						803	800	785	847	648	594	600	500	500	400	400	400	400	400	400	400	400		
Other Allowances or Benefits Only						58	34	67	13	13	0	0	0	0	0	0	0	0	0	0	0	0		
Total Dependents	n/a	n/a	23,309	22,925	22,440	22,246	21,503	20,639	19,941	18,953	17,697	17,200	16,300	15,300	14,300	13,400	12,500	11,600	10,800	10,000	9,300	8,700		
Overlap Between Total Veterans and Dependents	n/a	n/a	527	514	504	509	499	469	443	403	355	300	300	300	300	300	200	200	200	200	200	200		
Beneficiaries - Net Total	n/a	n/a	47,899	46,805	45,643	44,540	42,806	40,926	39,213	37,313	35,633	34,800	33,100	31,300	29,500	27,800	26,200	24,600	23,200	21,900	20,700	19,600		



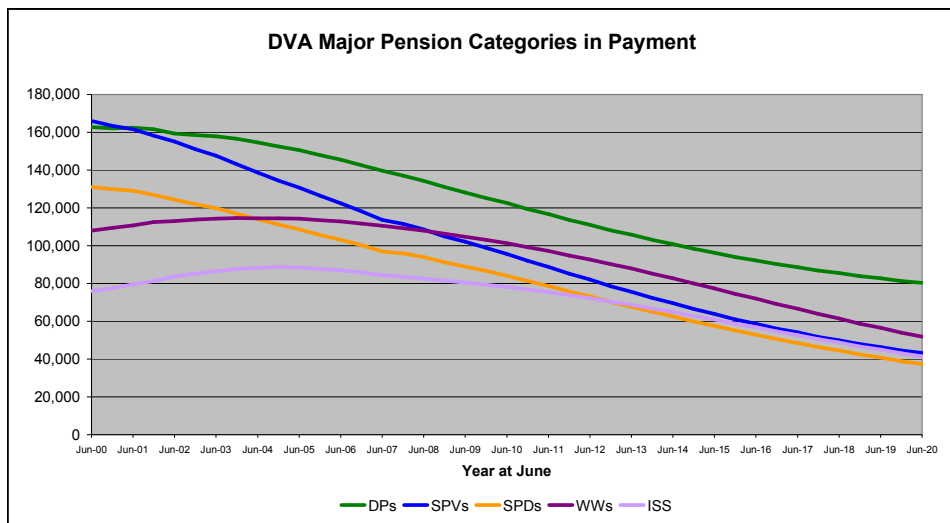
Date of Most Recent Actual Data : 1 January 2010
 Date When This Version is Current : 20 January 2010

Continued next page

DVA PROJECTED BENEFICIARY NUMBERS WITH ACTUALS TO 31 DECEMBER 2009 - WESTERN AUSTRALIA

Executive Summary of DVA Beneficiaries in Receipt of Pension(s), Allowance(s) or Health Care Under the Veterans' Entitlements Act 1986

BENEFICIARY CATEGORY (Subsets of Net Total Beneficiaries on Previous Page)	ACTUAL DATA											FORECAST DATA										
	June 2000	June 2001	June 2002	June 2003	June 2004	June 2005	June 2006	June 2007	June 2008	June 2009	Dec 2009	June 2010	June 2011	June 2012	June 2013	June 2014	June 2015	June 2016	June 2017	June 2018	June 2019	June 2020
Total Income Support Beneficiaries (a)	n/a	n/a	35,488	34,931	34,116	34,360	32,884	31,086	30,070	28,453	27,603	26,800	25,200	23,500	21,900	20,400	18,900	17,500	16,100	15,000	13,900	12,900
Total Disability Compensation Beneficiaries (b)	n/a	n/a	26,479	26,140	25,757	25,238	24,497	23,583	22,692	21,693	18,822	18,500	17,600	16,800	16,000	15,100	14,300	13,600	12,800	12,100	11,500	10,900
Health Treatment Card Holders :																						
Gold Card Holders	n/a	n/a	23,017	22,851	22,298	21,571	20,770	19,937	19,123	18,151	17,698	17,300	16,400	15,600	14,700	13,900	13,100	12,400	11,700	11,100	10,600	10,100
White Card Holders	n/a	n/a	6,325	6,144	6,187	6,118	6,006	5,886	5,719	5,619	5,535	5,500	5,300	5,200	5,100	5,000	4,900	4,800	4,800	4,700	4,600	4,600
Total Health Treatment Card Holders	n/a	n/a	29,342	28,995	28,485	27,689	26,776	25,823	24,842	23,770	23,233	22,800	21,700	20,800	19,800	18,900	18,000	17,200	16,500	15,800	15,200	14,700
Other Categories of Interest:																						
Income Support Supplement (ISS)	n/a	n/a	5,698	5,903	6,130	6,130	6,013	5,798	5,679	5,493	5,373	5,300	5,100	4,900	4,700	4,500	4,300	4,100	3,900	3,700	3,500	3,300
Total Age Pensioners (AP)	n/a	n/a	647	619	592	574	545	500	480	459	438	400	400	400	400	300	300	300	200	200	200	200
Total Commonwealth Seniors Health Cards (CSHC)	n/a	n/a	1,170	1,244	1,281	1,307	1,385	1,524	1,325	1,232	1,083	1,000	900	800	700	600	500	500	400	300	300	300
Repatriation Pharmaceutical Benefits Cards (RPBC)			2,864	2,701	2,548	2,357	2,172	1,980	1,757	1,563	1,473	1,400	1,200	1,100	900	800	600	500	400	300	300	200
DFISA Total						1,804	1,750	1,719	1,837	1,541	1,459	1,400	1,300	1,200	1,100	1,100	1,000	1,000	1,000	1,000	1,100	1,100

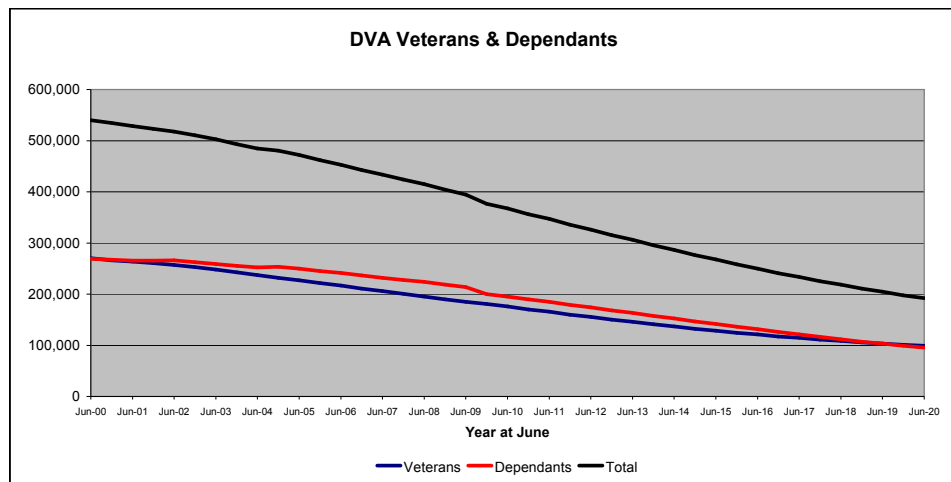


Date of Most Recent Actual Data : 1 January 2010
 Date When This Version is Current : 20 January 2010

DVA PROJECTED BENEFICIARY NUMBERS WITH ACTUALS TO 31 DECEMBER 2009 - TASMANIA & OVERSEAS

Executive Summary of DVA Beneficiaries in Receipt of Pension(s), Allowance(s) or Health Care Under the Veterans' Entitlements Act 1986

BENEFICIARY CATEGORY	ACTUAL DATA												FORECAST DATA										
	June 2000	June 2001	June 2002	June 2003	June 2004	June 2005	June 2006	June 2007	June 2008	June 2009	Dec 2009	June 2010	June 2011	June 2012	June 2013	June 2014	June 2015	June 2016	June 2017	June 2018	June 2019	June 2020	
Veterans :																							
Disability Pensioners in Payment (DP)	n/a	n/a	5,983	5,833	5,704	5,476	5,364	5,119	4,948	4,831	4,704	4,600	4,400	4,200	4,000	3,800	3,700	3,500	3,400	3,300	3,200	3,100	
Age Pension Veterans (APV) (Included Above)	n/a	n/a	67	64	60	57	92	87	83	76	69	100	100	100	100	0	0	0	0	0	0	0	
Service Pension Veterans (SPV)	n/a	n/a	6,614	6,293	5,877	5,469	5,104	4,727	4,463	4,226	4,062	3,900	3,600	3,300	3,000	2,700	2,500	2,300	2,100	1,900	1,700	1,600	
Overlap Between DPs and SPVs	n/a	n/a	3,780	3,642	3,468	3,301	3,160	2,951	2,833	2,726	2,640	2,600	2,400	2,300	2,100	2,000	1,900	1,800	1,700	1,600	1,500	1,500	
Treatment / Pharmaceutical Cards or Allowances Only Recipients	n/a	n/a	683	691	681	607	580	581	508	499	504	500	500	400	400	400	400	300	300	300	300	300	
Total Veterans	n/a	n/a	9,500	9,175	8,794	8,251	7,888	7,476	7,086	6,830	6,630	6,500	6,000	5,700	5,300	4,900	4,600	4,300	4,100	3,900	3,700	3,500	
Dependants :																							
Service Pension Dependents (SPD)	n/a	n/a	5,105	4,935	4,705	4,468	4,241	3,955	3,805	3,635	3,538	3,400	3,200	3,000	2,700	2,500	2,300	2,100	1,900	1,800	1,600	1,500	
War Widow(er)s (WW)	n/a	n/a	4,017	4,031	4,064	4,028	3,956	3,869	3,747	3,643	3,590	3,500	3,400	3,300	3,100	3,000	2,800	2,600	2,400	2,300	2,100	2,000	
Orphans (O)	n/a	n/a	15	15	17	12	15	11	11	8	9	10	10	10	10	10	10	10	10	10	10	10	
Children of Disabled Veterans (DC)	n/a	n/a	10	5	5	4	3	3	2	0	0	0	0	0	0	0	0	0	0	0	0	0	
Adequate Means of Support (AMS) (a)	n/a	n/a	32	32	31	30	27	26	25	25	24	20	20	20	20	20	20	20	20	20	20	20	
Disability Pension Wives / Widow(er)s (DPD)	n/a	n/a	2,169	1,998	1,830	1,669	1,528	1,377	1,279	1,162	0	0	0	0	0	0	0	0	0	0	0	0	
Commonwealth Seniors Health Cards (CSHC)	n/a	n/a	54	54	54	93	119	136	105	98	92	100	100	100	100	100	100	100	100	100	0	0	
Age Pension Partners (APP)	n/a	n/a	39	37	38	34	61	57	53	49	46	0	0	0	0	0	0	0	0	0	0	0	
Overlap Between Dependant Categories	n/a	n/a	n/a	1,221	1,112	1,185	1,133	1,030	972	871	85	100	100	100	100	100	100	100	100	100	100	100	
DFISA Dependents Only						237	225	219	235	817	161	200	100	100	100	100	100	100	100	100	100	100	
Other Allowances or Benefits Only						17	10	31	1	3	0	0	0	0	0	0	0	0	0	0	0	0	
Total Dependents	n/a	n/a	10,131	9,886	9,632	9,407	9,052	8,654	8,291	8,569	7,375	7,200	6,800	6,500	6,100	5,700	5,300	4,900	4,600	4,200	3,900	3,600	
Overlap Between Total Veterans and Dependents	n/a	n/a	268	255	262	249	252	230	212	185	155	200	100	100	100	100	100	100	100	100	100	100	
Beneficiaries - Net Total	n/a	n/a	19,364	18,806	18,164	17,409	16,688	15,900	15,165	15,214	13,850	13,500	12,700	12,000	11,200	10,500	9,800	9,200	8,600	8,000	7,500	7,100	



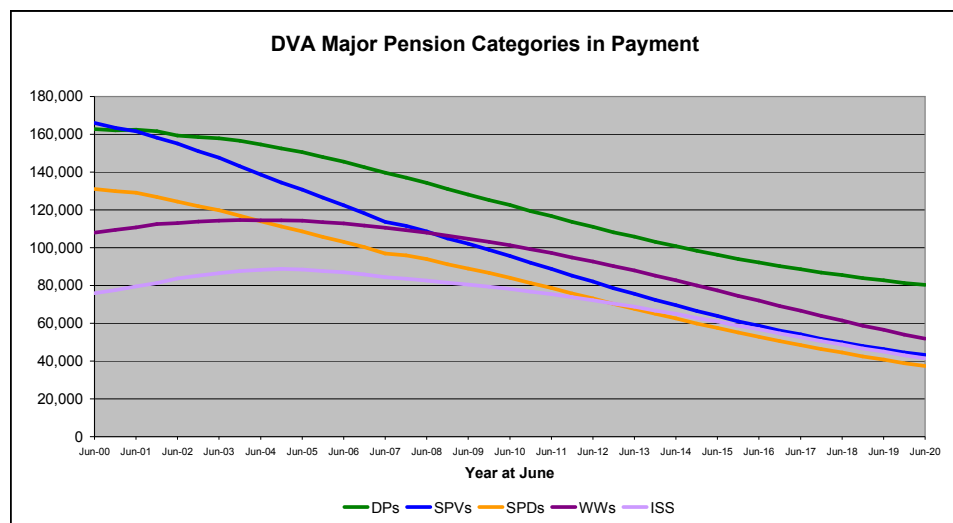
Date of Most Recent Actual Data : 1 January 2010
 Date When This Version is Current : 20 January 2010

Continued next page

DVA PROJECTED BENEFICIARY NUMBERS WITH ACTUALS TO 31 DECEMBER 2009 - TASMANIA & OVERSEAS

Executive Summary of DVA Beneficiaries in Receipt of Pension(s), Allowance(s) or Health Care Under the Veterans' Entitlements Act 1986

BENEFICIARY CATEGORY (Subsets of Net Total Beneficiaries on Previous Page)	ACTUAL DATA											FORECAST DATA										
	June 2000	June 2001	June 2002	June 2003	June 2004	June 2005	June 2006	June 2007	June 2008	June 2009	Dec 2009	June 2010	June 2011	June 2012	June 2013	June 2014	June 2015	June 2016	June 2017	June 2018	June 2019	June 2020
Total Income Support Beneficiaries (a)	n/a	n/a	14,892	14,442	13,854	13,754	13,085	12,351	11,833	11,922	10,958	10,700	10,000	9,300	8,700	8,100	7,500	6,900	6,400	5,900	5,500	5,100
Total Disability Compensation Beneficiaries (b)	n/a	n/a	12,141	11,835	11,573	11,148	10,820	10,339	9,945	9,613	8,290	8,100	7,800	7,400	7,000	6,700	6,300	6,000	5,600	5,300	5,100	4,800
Health Treatment Card Holders :																						
Gold Card Holders	n/a	n/a	10,012	9,741	9,450	9,050	8,636	8,219	7,804	7,453	7,256	7,100	6,700	6,400	6,000	5,600	5,300	5,000	4,700	4,400	4,100	3,900
White Card Holders	n/a	n/a	1,363	1,354	1,389	1,328	1,352	1,304	1,292	1,295	1,293	1,300	1,300	1,300	1,300	1,300	1,300	1,300	1,300	1,300	1,300	1,300
Total Health Treatment Card Holders	n/a	n/a	11,375	11,095	10,839	10,378	9,988	9,523	9,096	8,748	8,549	8,400	8,000	7,700	7,300	7,000	6,600	6,300	5,900	5,700	5,400	5,100
Other Categories of Interest:																						
Income Support Supplement (ISS)	n/a	n/a	2,940	2,993	3,061	3,108	3,025	2,942	2,858	2,791	2,760	2,700	2,600	2,600	2,400	2,300	2,200	2,100	1,900	1,800	1,700	1,600
Total Age Pensioners (AP)	n/a	n/a	106	101	98	91	153	144	136	125	115	100	100	100	100	100	100	100	100	100	0	0
Total Commonwealth Seniors Health Cards (CSHC)	n/a	n/a	126	120	113	176	209	232	183	178	162	200	200	200	200	100	100	100	100	100	100	100
Repatriation Pharmaceutical Benefits Cards (RPBC)			634	610	577	516	470	417	373	346	333	300	300	200	200	200	100	100	100	100	100	100
DFISA Total						514	487	473	511	1,075	418	400	400	400	300	300	300	300	300	300	300	300

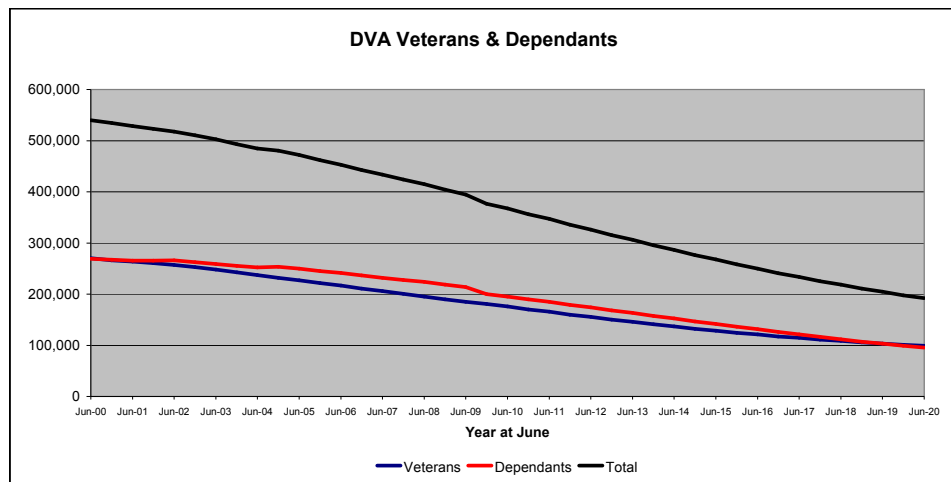


Date of Most Recent Actual Data : 1 January 2010
 Date When This Version is Current : 20 January 2010

DVA PROJECTED BENEFICIARY NUMBERS WITH ACTUALS TO 31 DECEMBER 2009 - NORTHERN TERRITORY

Executive Summary of DVA Beneficiaries in Receipt of Pension(s), Allowance(s) or Health Care Under the Veterans' Entitlements Act 1986

BENEFICIARY CATEGORY	ACTUAL DATA												FORECAST DATA										
	June 2000	June 2001	June 2002	June 2003	June 2004	June 2005	June 2006	June 2007	June 2008	June 2009	Dec 2009	June 2010	June 2011	June 2012	June 2013	June 2014	June 2015	June 2016	June 2017	June 2018	June 2019	June 2020	
Veterans :																							
Disability Pensioners in Payment (DP)	n/a	n/a	828	901	906	905	910	873	853	825	810	800	800	800	800	900	900	900	900	900	900	900	900
Age Pension Veterans (APV) (Included Above)	n/a	n/a	4	5	4	3	3	2	2	2	2	0	0	0	0	0	0	0	0	0	0	0	0
Service Pension Veterans (SPV)	n/a	n/a	348	370	372	381	370	364	350	330	327	300	300	300	300	300	300	300	300	300	300	300	300
Overlap Between DPs and SPVs	n/a	n/a	183	207	219	229	231	229	219	208	207	200	200	200	200	200	100	100	100	100	100	100	100
Treatment / Pharmaceutical Cards or Allowances Only Recipients	n/a	n/a	140	136	133	120	116	119	111	110	111	100	100	100	100	100	100	100	100	100	100	100	100
Total Veterans	n/a	n/a	1,133	1,200	1,192	1,177	1,165	1,127	1,095	1,057	1,041	1,100	1,100	1,100	1,100	1,100	1,100	1,100	1,100	1,100	1,100	1,100	1,100
Dependants :																							
Service Pension Dependents (SPD)	n/a	n/a	211	224	244	245	237	220	220	213	207	200	200	200	200	200	200	200	200	100	100	100	100
War Widow(er)s (WW)	n/a	n/a	152	162	169	162	170	161	167	160	161	200	200	200	200	200	200	200	200	200	200	200	200
Orphans (O)	n/a	n/a	1	2	1	0	0	0	0	1	1	0	0	0	0	0	0	0	0	0	0	0	0
Children of Disabled Veterans (DC)	n/a	n/a	4	4	3	3	2	1	0	1	0	0	0	0	0	0	0	0	0	0	0	0	0
Adequate Means of Support (AMS) (a)	n/a	n/a	1	1	1	1	1	1	1	1	1	0	0	0	0	0	0	0	0	0	0	0	0
Disability Pension Wives / Widow(er)s (DPD)	n/a	n/a	99	95	86	75	64	66	62	51	0	0	0	0	0	0	0	0	0	0	0	0	0
Commonwealth Seniors Health Cards (CSHC)	n/a	n/a	6	6	5	15	21	21	18	17	16	0	0	0	0	0	0	0	0	0	0	0	0
Age Pension Partners (APP)	n/a	n/a	3	5	4	4	3	3	3	3	3	0	0	0	0	0	0	0	0	0	0	0	0
Overlap Between Dependant Categories	n/a	n/a	n/a	40	40	54	52	54	52	42	14	0	0	0	0	0	0	0	0	0	0	0	0
DFISA Dependents Only						16	18	19	19	20	12	0	0	0	0	0	0	0	0	0	0	0	0
Other Allowances or Benefits Only						1	2	1	2	2	0	0	0	0	0	0	0	0	0	0	0	0	0
Total Dependents	n/a	n/a	438	459	473	468	465	440	439	427	387	400	400	400	400	400	400	300	300	300	300	300	300
Overlap Between Total Veterans and Dependents	n/a	n/a	6	8	9	9	10	8	7	6	5	0	0	0	0	0	0	0	0	0	0	0	0
Beneficiaries - Net Total	n/a	n/a	1,565	1,651	1,656	1,636	1,620	1,559	1,527	1,478	1,423	1,400	1,400	1,400	1,500	1,400	1,400	1,400	1,400	1,400	1,400	1,400	1,400



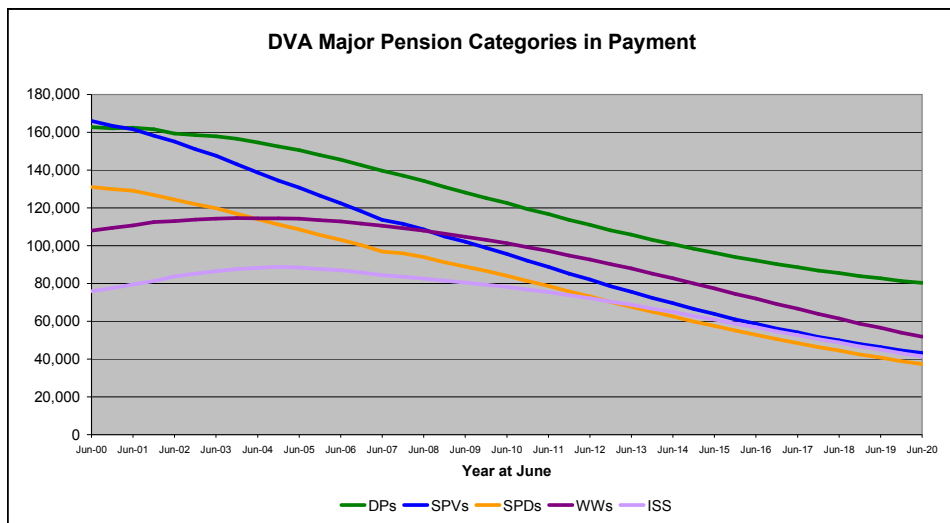
Date of Most Recent Actual Data : 1 January 2010
 Date When This Version is Current : 20 January 2010

Continued next page

DVA PROJECTED BENEFICIARY NUMBERS WITH ACTUALS TO 31 DECEMBER 2009 - NORTHERN TERRITORY

Executive Summary of DVA Beneficiaries in Receipt of Pension(s), Allowance(s) or Health Care Under the Veterans' Entitlements Act 1986

BENEFICIARY CATEGORY (Subsets of Net Total Beneficiaries on Previous Page)	ACTUAL DATA											FORECAST DATA										
	June 2000	June 2001	June 2002	June 2003	June 2004	June 2005	June 2006	June 2007	June 2008	June 2009	Dec 2009	June 2010	June 2011	June 2012	June 2013	June 2014	June 2015	June 2016	June 2017	June 2018	June 2019	June 2020
Total Income Support Beneficiaries (a)	n/a	n/a	663	708	732	786	786	752	744	712	696	700	600	600	600	500	500	400	400	400	300	300
Total Disability Compensation Beneficiaries (b)	n/a	n/a	1,082	1,162	1,162	1,142	1,143	1,098	1,079	1,034	970	1,000	900	900	800	800	700	700	700	600	600	600
Health Treatment Card Holders :																						
Gold Card Holders	n/a	n/a	528	579	591	599	621	614	597	567	563	600	600	600	600	600	600	600	600	600	600	600
White Card Holders	n/a	n/a	667	698	693	673	649	614	606	598	588	600	600	600	600	600	600	600	600	600	500	500
Total Health Treatment Card Holders	n/a	n/a	1,195	1,277	1,284	1,272	1,270	1,228	1,203	1,165	1,151	1,200	1,200	1,200	1,200	1,200	1,200	1,200	1,200	1,200	1,200	1,200
Other Categories of Interest:																						
Income Support Supplement (ISS)	n/a	n/a	79	85	93	88	91	84	90	88	91	100	100	100	100	100	100	100	100	100	100	100
Total Age Pensioners (AP)	n/a	n/a	7	10	8	7	6	5	5	5	5	0	0	0	0	0	0	0	0	0	0	0
Total Commonwealth Seniors Health Cards (CSHC)	n/a	n/a	18	19	15	26	36	34	33	28	28	0	0	0	0	0	0	0	0	0	0	0
Repatriation Pharmaceutical Benefits Cards (RPBC)			47	48	46	40	33	26	24	21	22	0	0	0	0	0	0	0	0	0	0	0
DFISA Total						44	51	48	49	51	40	0	0	0	0	0	0	0	0	0	0	0

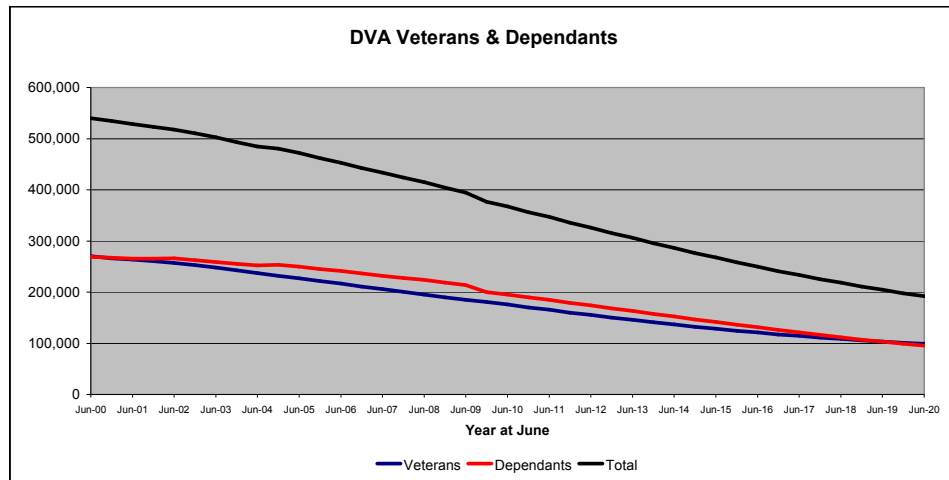


Date of Most Recent Actual Data : 1 January 2010
 Date When This Version is Current : 20 January 2010

DVA PROJECTED BENEFICIARY NUMBERS WITH ACTUALS TO 31 DECEMBER 2009 - AUSTRALIAN CAPITAL TERRITORY

Executive Summary of DVA Beneficiaries in Receipt of Pension(s), Allowance(s) or Health Care Under the Veterans' Entitlements Act 1986

BENEFICIARY CATEGORY	ACTUAL DATA												FORECAST DATA										
	June 2000	June 2001	June 2002	June 2003	June 2004	June 2005	June 2006	June 2007	June 2008	June 2009	Dec 2009	June 2010	June 2011	June 2012	June 2013	June 2014	June 2015	June 2016	June 2017	June 2018	June 2019	June 2020	
Veterans :																							
Disability Pensioners in Payment (DP)	n/a	n/a	3,515	3,405	3,394	3,441	3,439	3,388	3,336	3,259	3,235	3,200	3,200	3,100	3,100	3,100	3,000	3,000	3,000	3,000	3,000	3,000	3,000
Age Pension Veterans (APV) (Included Above)	n/a	n/a	29	27	25	29	33	28	31	24	21	0	0	0	0	0	0	0	0	0	0	0	0
Service Pension Veterans (SPV)	n/a	n/a	1,435	1,312	1,259	1,235	1,192	1,135	1,122	1,100	1,072	1,100	1,000	1,000	900	900	900	800	800	700	700	700	700
Overlap Between DPs and SPVs	n/a	n/a	855	796	776	778	769	733	726	722	716	700	700	600	600	500	500	500	500	400	400	400	400
Treatment / Pharmaceutical Cards or Allowances Only Recipients	n/a	n/a	939	949	931	887	868	825	795	789	797	800	700	700	600	600	600	500	500	500	500	500	400
Total Veterans	n/a	n/a	5,035	4,870	4,808	4,785	4,730	4,615	4,527	4,426	4,388	4,400	4,300	4,200	4,100	4,000	4,000	3,900	3,800	3,800	3,700	3,700	
Dependants :																							
Service Pension Dependents (SPD)	n/a	n/a	1,236	1,155	1,120	1,097	1,063	1,027	1,034	1,022	998	1,000	900	900	900	800	800	700	700	600	600	500	500
War Widow(er)s (WW)	n/a	n/a	1,422	1,318	1,351	1,390	1,372	1,412	1,407	1,345	1,337	1,300	1,300	1,200	1,200	1,200	1,100	1,100	1,000	1,000	900	900	900
Orphans (O)	n/a	n/a	9	10	8	6	6	3	6	6	6	10	10	10	10	0	0	0	0	0	0	0	0
Children of Disabled Veterans (DC)	n/a	n/a	28	15	12	11	10	8	5	2	0	0	0	0	0	0	0	0	0	0	0	0	0
Adequate Means of Support (AMS) (a)	n/a	n/a	7	7	7	7	6	6	6	6	6	10	10	10	10	10	10	10	10	0	0	0	0
Disability Pension Wives / Widow(er)s (DPD)	n/a	n/a	712	632	594	557	524	489	448	413	0	0	0	0	0	0	0	0	0	0	0	0	0
Commonwealth Seniors Health Cards (CSHC)	n/a	n/a	103	101	106	136	140	162	148	140	120	100	100	100	100	100	100	100	100	100	100	100	100
Age Pension Partners (APP)	n/a	n/a	22	22	19	21	26	20	23	18	15	0	0	0	0	0	0	0	0	0	0	0	0
Overlap Between Dependant Categories	n/a	n/a	n/a	259	239	326	316	312	296	280	56	100	100	0	0	0	0	0	0	0	0	0	0
DFISA Dependents Only						144	138	132	143	115	103	100	100	100	100	100	100	100	100	100	100	100	100
Other Allowances or Benefits Only						6	3	6	5	2	0	0	0	0	0	0	0	0	0	0	0	0	0
Total Dependents	n/a	n/a	3,260	3,001	2,978	3,049	2,972	2,953	2,929	2,789	2,529	2,500	2,400	2,300	2,200	2,100	2,000	1,900	1,800	1,800	1,700	1,600	
Overlap Between Total Veterans and Dependents	n/a	n/a	80	75	73	70	71	70	75	73	63	100	100	100	100	0	0	0	0	0	0	0	
Beneficiaries - Net Total	n/a	n/a	8,215	7,796	7,713	7,764	7,631	7,498	7,381	7,142	6,854	6,800	6,600	6,500	6,300	6,100	6,000	5,800	5,600	5,500	5,300	5,200	



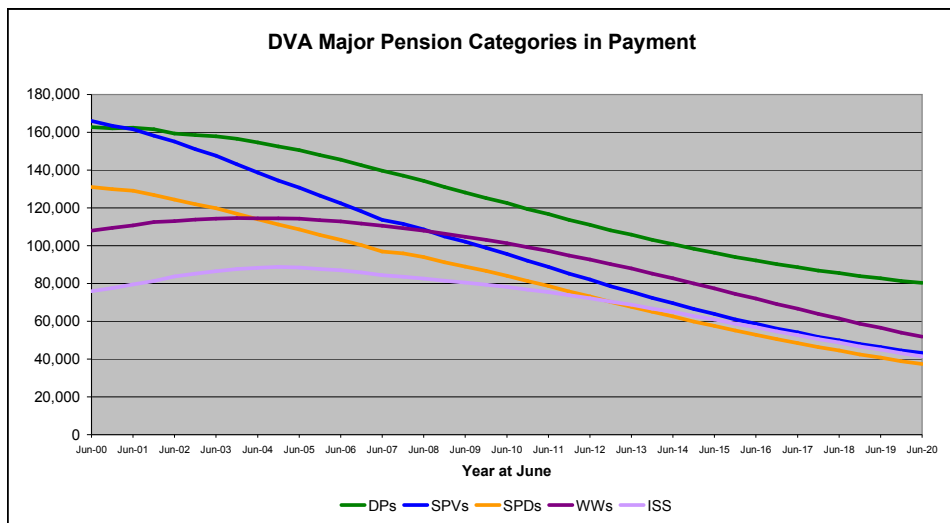
Date of Most Recent Actual Data : 1 January 2010
Date When This Version is Current : 20 January 2010

Continued next page

DVA PROJECTED BENEFICIARY NUMBERS WITH ACTUALS TO 31 DECEMBER 2009 - AUSTRALIAN CAPITAL TERRITORY

Executive Summary of DVA Beneficiaries in Receipt of Pension(s), Allowance(s) or Health Care Under the Veterans' Entitlements Act 1986

BENEFICIARY CATEGORY (Subsets of Net Total Beneficiaries on Previous Page)	ACTUAL DATA											FORECAST DATA										
	June 2000	June 2001	June 2002	June 2003	June 2004	June 2005	June 2006	June 2007	June 2008	June 2009	Dec 2009	June 2010	June 2011	June 2012	June 2013	June 2014	June 2015	June 2016	June 2017	June 2018	June 2019	June 2020
Total Income Support Beneficiaries (a)	n/a	n/a	3,651	3,359	3,303	3,581	3,493	3,447	3,432	3,290	3,149	3,100	2,900	2,700	2,500	2,300	2,200	2,000	1,800	1,700	1,600	1,500
Total Disability Compensation Beneficiaries (b)	n/a	n/a	5,666	5,362	5,343	5,390	5,335	5,285	5,184	5,005	4,569	4,500	4,300	4,100	3,900	3,700	3,500	3,300	3,100	2,900	2,800	2,700
Health Treatment Card Holders :																						
Gold Card Holders	n/a	n/a	3,646	3,566	3,557	3,559	3,496	3,485	3,419	3,284	3,238	3,200	3,100	3,000	3,000	2,900	2,800	2,800	2,700	2,600	2,600	2,500
White Card Holders	n/a	n/a	2,359	2,288	2,262	2,284	2,281	2,247	2,224	2,212	2,217	2,200	2,200	2,100	2,100	2,100	2,000	2,000	2,000	2,000	2,000	2,000
Total Health Treatment Card Holders	n/a	n/a	6,005	5,854	5,819	5,843	5,777	5,732	5,643	5,496	5,455	5,400	5,300	5,200	5,100	5,000	4,900	4,800	4,700	4,600	4,600	4,500
Other Categories of Interest:																						
Income Support Supplement (ISS)	n/a	n/a	665	586	617	628	624	647	637	593	579	600	600	600	600	600	600	600	600	600	600	600
Total Age Pensioners (AP)	n/a	n/a	51	49	44	50	59	48	54	42	36	0	0	0	0	0	0	0	0	0	0	0
Total Commonwealth Seniors Health Cards (CSHC)	n/a	n/a	264	257	263	306	312	351	326	309	253	300	300	300	200	200	200	200	200	200	200	100
Repatriation Pharmaceutical Benefits Cards (RPBC)			265	252	244	222	210	192	176	155	148	100	100	100	100	100	100	0	0	0	0	0
DFISA Total						310	297	282	308	263	240	200	200	200	200	200	200	200	200	200	200	200



Date of Most Recent Actual Data : 1 January 2010
 Date When This Version is Current : 20 January 2010