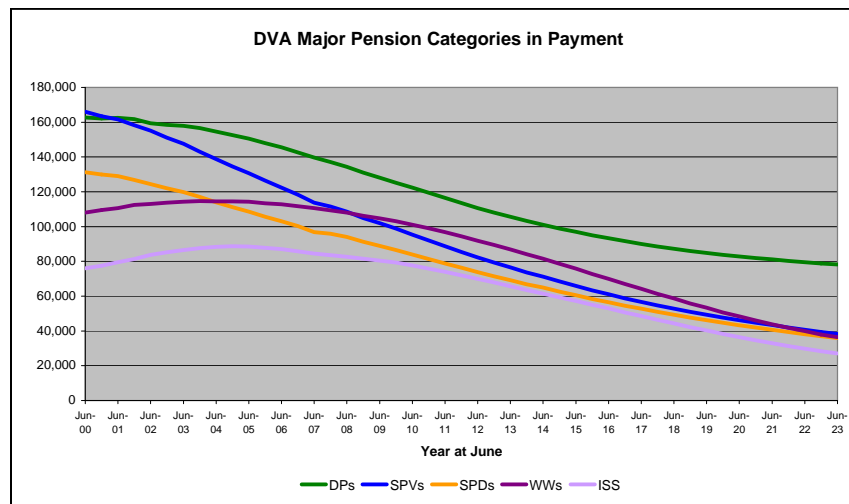
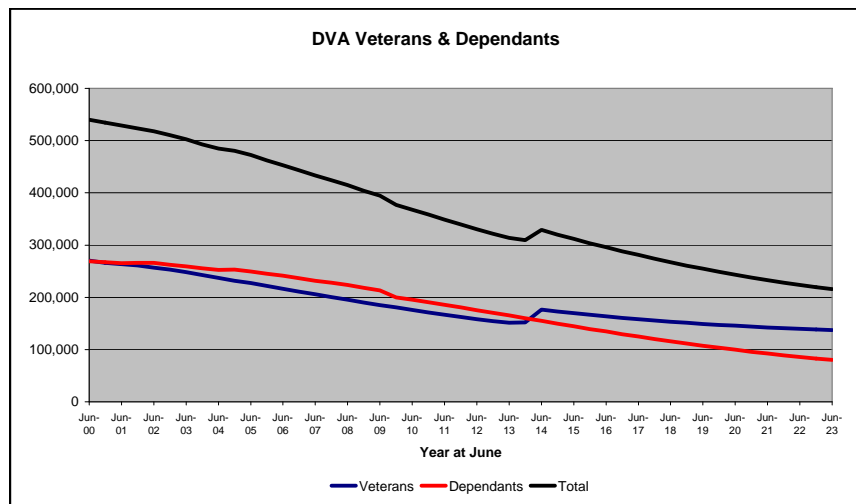


DVA PROJECTED CLIENT NUMBERS WITH ACTUALS TO 30 JUNE 2014 - AUSTRALIA

Executive Summary of DVA Beneficiaries in Receipt of Pension(s), Allowance(s) or Health Care

BENEFICIARY CATEGORY	ACTUAL DATA											FORECAST DATA									
	June 2005	June 2006	June 2007	June 2008	June 2009	June 2010	June 2011	June 2012	June 2013	June 2014	June 2015	June 2016	June 2017	June 2018	June 2019	June 2020	June 2021	June 2022	June 2023	June 2024	
Veterans :																					
Disability Pensioners in Payment (DP)	150,615	145,546	139,727	134,311	128,146	122,355	116,498	110,644	105,705	101,059	97,000	93,300	90,100	87,300	84,900	82,900	81,100	79,600	78,200	76,900	
Age Pension Veterans (APV) (Included Above)	3,864	3,771	3,579	3,451	3,261	3,006	2,771	2,562	2,405	2,244	2,100	2,000	1,900	1,800	1,700	1,600	1,500	1,500	1,500	1,400	
Service Pension Veterans (SPV)	130,719	122,458	113,698	108,580	102,053	95,363	88,652	82,229	76,523	71,266	65,900	61,000	56,700	52,900	49,400	46,200	43,400	40,700	38,200	35,800	
Overlap Between DPs and SPVs	79,753	75,811	71,206	69,159	65,831	62,077	58,300	54,638	51,371	48,307	45,200	42,400	39,800	37,500	35,400	33,400	31,500	29,800	28,100	26,400	
Treatment Cards, Allowances or Accepted Disabilities Only	25,653	24,375	23,696	21,579	20,923	20,353	19,803	19,974	20,383	52,700	52,100	51,600	51,200	50,700	50,300	49,900	49,500	49,100	48,700	48,300	
Total Veterans	227,234	216,568	205,915	195,311	185,291	175,994	166,653	158,209	151,240	146,718	141,700	136,600	131,100	125,400	119,200	112,600	105,600	98,100	90,200	81,900	
Dependants :																					
Service Pension Dependents (SPD)	108,598	103,110	96,864	93,959	88,972	83,879	78,716	73,827	69,174	64,902	60,500	56,500	52,800	49,400	46,200	43,300	40,600	38,100	35,800	33,600	
War Widow(er)s (WW)	114,239	112,882	110,590	108,023	104,760	101,090	96,761	91,925	86,865	81,531	75,800	70,000	64,200	58,600	53,300	48,400	43,900	39,900	36,400	33,500	
Orphans (O)	239	222	198	193	201	190	187	179	171	177	160	160	170	170	180	180	180	180	170	160	
Children of Disabled Veterans (DC)	170	131	91	49	14	0	0	0	0	0	0	0	0	0	0	0	0	0	0	0	
Adequate Means of Support (AMS) (a)	539	517	500	485	469	449	431	419	408	398	390	390	390	380	380	370	370	360	350	350	
Disability Pension Wives / Widow(er)s (DPD)	35,878	32,666	29,627	26,815	24,299	0	0	0	0	0	0	0	0	0	0	0	0	0	0	0	
Commonwealth Seniors Health Cards (CSHC)	5,330	5,808	6,119	5,188	4,752	4,153	4,100	3,849	3,694	3,214	3,000	2,900	2,700	2,500	2,300	2,100	2,000	1,800	1,700	1,600	
Age Pension Partners (APP)	2,662	2,614	2,489	2,445	2,311	2,161	2,008	1,850	1,716	1,589	1,500	1,400	1,300	1,200	1,100	1,000	1,000	900	800	800	
Overlap Between Dependant Categories	27,801	26,039	24,201	22,993	20,910	3,819	3,611	3,241	2,927	2,708	2,500	2,400	2,200	2,000	1,900	1,700	1,600	1,500	1,400	1,300	
DFISA Dependents Only	9,444	9,061	8,993	9,691	8,285	7,282	6,974	6,567	6,228	5,879	5,800	5,700	5,700	5,800	5,800	5,900	6,000	6,100	6,200	6,300	
Other Allowances or Benefits Only	372	264	646	103	173	0	0	5	4	7	0	0	0	0	0	0	0	0	0	0	
Total Dependents	249,670	241,236	231,916	223,958	213,326	195,385	185,566	175,380	165,333	154,989	144,600	134,700	125,100	116,000	107,500	99,600	92,400	85,900	80,200	75,100	
Overlap Between Total Veterans and Dependents	4,677	4,703	4,497	4,301	4,046	3,564	3,290	2,968	2,693	2,412	2,300	2,200	2,100	2,000	1,900	1,800	1,700	1,600	1,600	1,500	
Net Total DVA Clients *	472,227	453,101	433,334	414,968	394,810	367,815	348,929	330,621	313,880	329,295	312,100	296,100	281,200	267,400	254,800	243,500	233,200	223,900	215,600	208,200	

* - From June 2014 this report contains a more complete count of total DVA clients. The previous count; Net Total Beneficiaries; included all persons receiving a VEA pension/allowance or holding a treatment or pharmaceutical entitlement card. In contrast, the Net Total DVA Client count also includes any veteran with one or more service related disabilities accepted under the SRCA or the MRCA as well as dependent children of veterans currently receiving student payments under the VCES or MRCAETS.



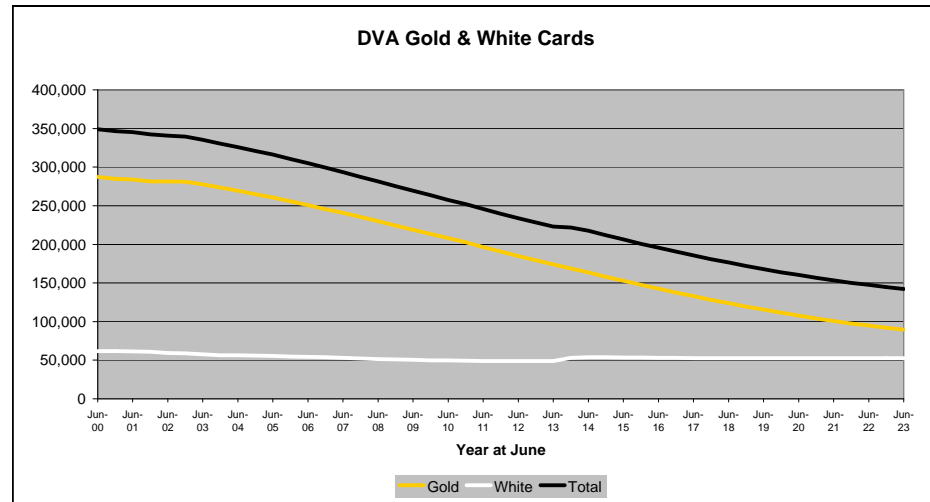
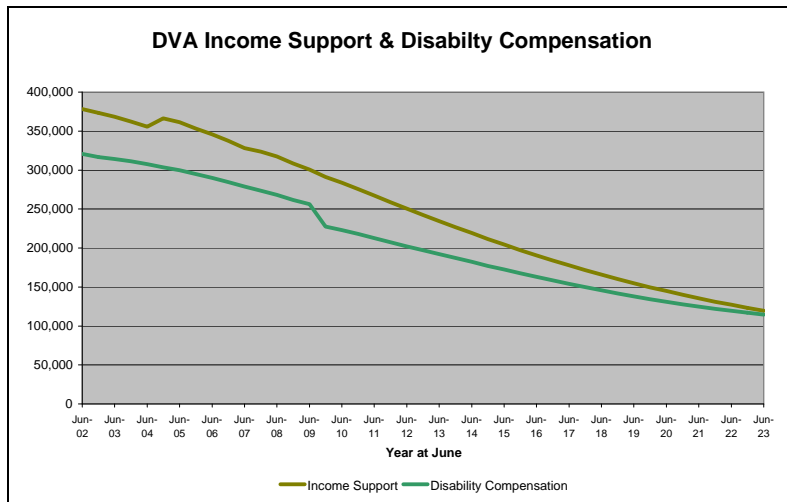
Date of Most Recent Actual Data : 27 June 2014
Date When This Version is Current : 10 Sept 2014

Continued next page

DVA PROJECTED CLIENT NUMBERS WITH ACTUALS TO 30 JUNE 2014 - AUSTRALIA

Executive Summary of DVA Beneficiaries in Receipt of Pension(s), Allowance(s) or Health Care

BENEFICIARY CATEGORY (Subsets of Net Total Beneficiaries on Previous Page)	ACTUAL DATA										FORECAST DATA									
	June 2005	June 2006	June 2007	June 2008	June 2009	June 2010	June 2011	June 2012	June 2013	June 2014	June 2015	June 2016	June 2017	June 2018	June 2019	June 2020	June 2021	June 2022	June 2023	June 2024
Total Income Support Beneficiaries (a)	361,459	345,907	328,248	317,655	300,803	283,823	267,297	250,472	234,603	219,153	204,400	190,700	177,900	166,000	154,900	144,800	135,600	127,100	119,400	112,500
Total Disability Compensation Beneficiaries (b)	299,774	290,089	278,927	268,125	256,201	222,876	212,749	202,154	192,236	182,345	172,500	163,100	154,200	145,800	138,100	131,200	125,000	119,500	114,600	110,400
Health Treatment Card Holders :																				
Gold Card Holders	260,864	250,957	240,642	230,224	218,858	207,945	196,619	185,031	174,168	163,578	152,800	142,700	133,000	123,900	115,400	107,700	100,800	94,700	89,400	84,700
White Card Holders	55,469	54,272	52,979	51,358	50,390	49,621	48,986	48,769	49,013	53,984	53,500	53,100	52,800	52,600	52,600	52,700	52,700	52,700	52,800	52,800
Total Health Treatment Card Holders	316,333	305,229	293,621	281,582	269,248	257,566	245,605	233,800	223,181	217,562	206,400	195,800	185,800	176,500	168,000	160,300	153,500	147,500	142,200	137,600
Other Categories of Interest:																				
Income Support Supplement (ISS)	88,493	87,003	84,471	82,550	80,521	77,584	73,970	69,989	65,730	61,463	57,300	53,000	48,600	44,400	40,300	36,500	33,000	29,900	27,100	24,800
Total Age Pensioners (AP)	6,526	6,385	6,068	5,896	5,572	5,167	4,779	4,412	4,121	3,833	3,600	3,400	3,200	3,000	2,800	2,700	2,600	2,500	2,400	2,300
Total Commonwealth Seniors Health Cards (CSHC)	9,975	10,685	11,086	9,279	8,390	7,269	7,014	6,428	6,069	5,150	4,900	4,600	4,300	4,000	3,700	3,400	3,200	3,000	2,800	2,600
Repatriation Pharmaceutical Benefits Cards (RPBC)	17,874	16,438	14,963	13,395	11,951	10,614	9,293	7,996	6,817	5,744	4,700	3,800	3,100	2,400	1,800	1,400	1,000	700	500	400
DFISA Total	22,141	21,182	20,793	22,227	19,660	18,678	17,941	17,050	16,159	15,447	15,100	14,800	14,700	14,600	14,700	14,700	14,800	14,900	15,100	15,200



Date of Most Recent Actual Data : 27 June 2014
 Date When This Version is Current : 10 Sept 2014