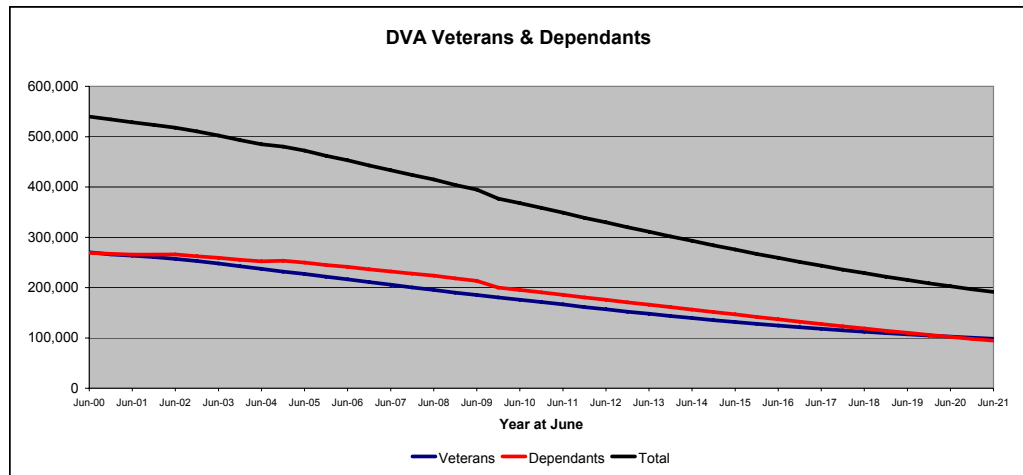


DVA PROJECTED BENEFICIARY NUMBERS WITH ACTUALS TO 30 JUNE 2011 - AUSTRALIA

Executive Summary of DVA Beneficiaries in Receipt of Pension(s), Allowance(s) or Health Care Under the Veterans' Entitlements Act 1986

BENEFICIARY CATEGORY	ACTUAL DATA												FORECAST DATA									
	June 2000	June 2001	June 2002	June 2003	June 2004	June 2005	June 2006	June 2007	June 2008	June 2009	June 2010	June 2011	June 2012	June 2013	June 2014	June 2015	June 2016	June 2017	June 2018	June 2019	June 2020	
Veterans :																						
Disability Pensioners in Payment (DP)	162,730	162,505	159,425	157,865	154,602	150,615	145,546	139,727	134,311	128,146	122,355	116,498	110,800	105,500	100,600	96,100	92,100	88,600	85,500	82,900	80,600	
Age Pension Veterans (APV) (Included Above)	n/a	n/a	4,452	4,233	3,969	3,864	3,771	3,579	3,451	3,261	3,006	2,771	2,500	2,300	2,100	1,900	1,700	1,500	1,400	1,200	1,100	
Service Pension Veterans (SPV)	165,940	161,655	155,099	147,617	138,740	130,719	122,458	113,698	108,580	102,053	95,363	88,652	82,800	77,200	71,800	66,800	62,100	57,800	53,800	50,100	46,700	
Overlap Between DPs and SPVs	87,444	88,124	87,127	85,653	83,012	79,753	75,811	71,206	69,159	65,831	62,077	58,300	55,400	52,300	49,500	46,800	44,400	42,200	40,200	38,500	36,900	
Treatment / Pharmaceutical Cards or Allowances Only Recipients	28,993	27,430	29,550	28,209	27,049	25,653	24,375	23,696	21,579	20,923	20,353	19,803	18,600	17,600	16,600	15,700	14,800	14,000	13,400	12,700	12,200	
Total Veterans	270,219	263,466	256,947	248,038	237,379	227,234	216,568	205,915	195,311	185,291	175,994	166,653	156,900	148,000	139,500	131,700	124,600	118,200	112,400	107,300	102,700	
Dependants :																						
Service Pension Dependents (SPD)	131,136	129,040	124,419	119,887	114,011	108,598	103,110	96,864	93,959	88,972	83,879	78,716	73,800	69,100	64,800	60,800	57,000	53,400	50,100	47,000	44,100	
War Widow(er)s (WW)	107,953	110,656	113,059	114,235	114,418	114,239	112,882	110,590	108,023	104,760	101,090	96,761	92,500	87,800	82,700	77,300	71,700	66,100	60,600	55,200	50,100	
Orphans (O)	410	382	344	298	270	239	222	198	193	201	190	187	190	180	160	150	140	130	120	110	110	
Children of Disabled Veterans (DC)	3,165	1,690	1,404	243	206	170	131	91	49	14	0	0	0	0	0	0	0	0	0	0	0	
Adequate Means of Support (AMS) (a)	683	657	600	576	555	539	517	500	485	469	449	431	420	400	390	380	370	360	350	340	330	
Disability Pension Wives / Widow(er)s (DPD)	56,596	51,148	47,016	43,078	39,399	35,878	32,666	29,627	26,815	24,299	0	0	0	0	0	0	0	0	0	0	0	
Commonwealth Seniors Health Cards (CSHC)	n/a	n/a	3,374	3,537	4,018	5,330	5,808	6,119	5,188	4,752	4,153	4,100	4,000	3,800	3,600	3,300	3,100	2,900	2,600	2,400	2,200	
Age Pension Partners (APP)	n/a	n/a	3,010	2,862	2,694	2,662	2,614	2,489	2,445	2,311	2,161	2,008	1,900	1,800	1,600	1,500	1,400	1,300	1,200	1,100	1,000	
Overlap Between Dependant Categories	n/a	n/a	n/a	25,912	24,060	27,801	26,039	24,201	22,993	20,910	3,819	3,611	3,400	3,200	3,000	2,800	2,600	2,500	2,300	2,100	1,900	
DFISA Dependents Only						9,444	9,061	8,993	9,691	8,285	7,282	6,974	6,600	6,400	6,200	6,100	6,000	6,000	6,100	6,200	6,300	
Other Allowances or Benefits Only	n/a	n/a	n/a	355	730	372	264	646	103	173	0	0	0	0	0	0	0	0	0	0	0	
Total Dependents	269,010	265,618	265,848	259,159	252,241	249,670	241,236	231,916	223,958	213,326	195,385	185,566	175,900	166,200	156,500	146,700	137,100	127,700	118,700	110,100	102,100	
Overlap Between Total Veterans and Dependents	n/a	n/a	4,832	4,760	4,739	4,677	4,703	4,497	4,301	4,046	3,564	3,290	3,100	2,900	2,800	2,600	2,400	2,300	2,200	2,000	1,900	
Beneficiaries - Net Total	539,873	528,699	517,963	502,437	484,881	472,227	453,101	433,334	414,968	394,810	367,815	348,929	329,700	311,200	293,200	275,800	259,300	243,600	229,000	215,400	202,900	



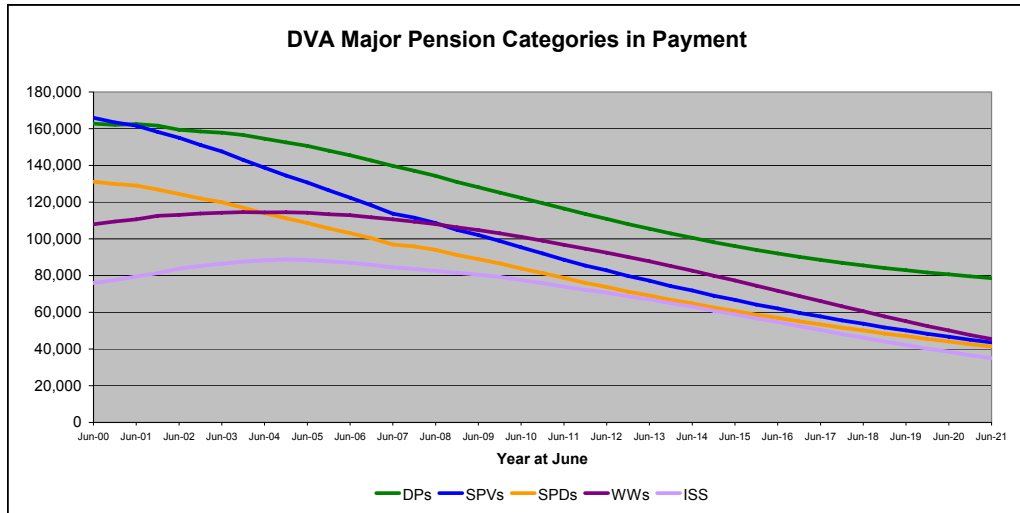
Date of Most Recent Actual Data : 1 July 2011
 Date When This Version is Current : 25 July 2011

Continued next page

DVA PROJECTED BENEFICIARY NUMBERS WITH ACTUALS TO 30 JUNE 2011 - AUSTRALIA

Executive Summary of DVA Beneficiaries in Receipt of Pension(s), Allowance(s) or Health Care Under the Veterans' Entitlements Act 1986

BENEFICIARY CATEGORY (Subsets of Net Total Beneficiaries on Previous Page)	ACTUAL DATA												FORECAST DATA								
	June 2000	June 2001	June 2002	June 2003	June 2004	June 2005	June 2006	June 2007	June 2008	June 2009	June 2010	June 2011	June 2012	June 2013	June 2014	June 2015	June 2016	June 2017	June 2018	June 2019	June 2020
Total Income Support Beneficiaries (a)	387,747	382,775	378,108	368,572	355,675	361,459	345,907	328,248	317,655	300,803	283,823	267,297	252,100	237,100	222,500	208,400	194,900	182,200	170,200	159,100	148,900
Total Disability Compensation Beneficiaries (b)	330,388	325,829	320,571	314,358	307,514	299,774	290,089	278,927	268,125	256,201	222,876	212,749	202,900	192,800	182,800	173,000	163,500	154,400	145,800	137,800	130,500
Health Treatment Card Holders :																					
Gold Card Holders	287,066	283,925	281,448	277,747	269,544	260,864	250,957	240,642	230,224	218,858	207,945	196,619	185,400	174,300	163,400	152,900	142,800	133,400	124,500	116,200	108,600
White Card Holders	61,930	61,206	59,268	57,413	56,254	55,469	54,272	52,979	51,358	50,390	49,621	48,986	47,800	46,600	45,500	44,400	43,400	42,400	41,700	41,000	40,500
Total Health Treatment Card Holders	348,996	345,131	340,716	335,160	325,798	316,333	305,229	293,621	281,582	269,248	257,566	245,605	233,200	220,900	208,900	197,300	186,200	175,800	166,100	157,200	149,100
Other Categories of Interest:																					
Income Support Supplement (ISS)	76,000	79,491	83,741	86,443	88,269	88,493	87,003	84,471	82,550	80,521	77,584	73,970	70,700	67,000	63,100	59,000	54,700	50,400	46,200	42,200	38,500
Total Age Pensioners (AP)	8,355	7,872	7,462	7,095	6,663	6,526	6,385	6,068	5,896	5,572	5,167	4,779	4,400	4,100	3,700	3,400	3,100	2,800	2,600	2,300	2,100
Total Commonwealth Seniors Health Cards (CSHC)	6,316	4,717	7,387	7,530	7,992	9,975	10,685	11,086	9,279	8,390	7,269	7,014	6,800	6,600	6,300	5,900	5,500	5,000	4,600	4,200	3,800
Repatriation Pharmaceutical Benefits Cards (RPBC)			21,726	20,672	19,284	17,874	16,438	14,963	13,395	11,951	10,614	9,293	8,000	6,800	5,700	4,800	3,900	3,100	2,500	1,900	1,500
DFISA Total						22,141	21,182	20,793	22,227	19,660	18,678	17,941	17,100	16,500	15,900	15,600	15,400	15,300	15,400	15,500	15,800

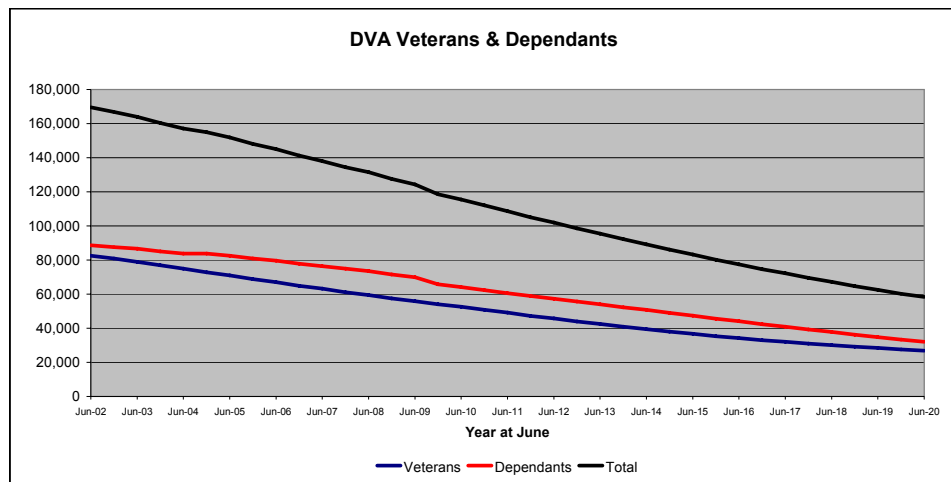


Date of Most Recent Actual Data : 1 July 2011
 Date When This Version is Current : 25 July 2011

DVA PROJECTED BENEFICIARY NUMBERS WITH ACTUALS TO 30 JUNE 2011 - NEW SOUTH WALES

Executive Summary of DVA Beneficiaries in Receipt of Pension(s), Allowance(s) or Health Care Under the Veterans' Entitlements Act 1986

BENEFICIARY CATEGORY	ACTUAL DATA												FORECAST DATA										
	June 2000	June 2001	June 2002	June 2003	June 2004	June 2005	June 2006	June 2007	June 2008	June 2009	June 2010	June 2011	June 2012	June 2013	June 2014	June 2015	June 2016	June 2017	June 2018	June 2019	June 2020	June 2021	
Veterans :																							
Disability Pensioners in Payment (DP)	n/a	n/a	52,436	51,441	49,576	47,639	45,435	43,181	40,964	38,654	36,510	34,235	32,100	30,100	28,200	26,500	25,000	23,800	22,600	21,700	20,900	20,300	
Age Pension Veterans (APV) (Included Above)	n/a	n/a	1,654	1,567	1,459	1,423	1,371	1,281	1,230	1,159	1,055	959	900	800	700	600	500	500	400	300	300	300	
Service Pension Veterans (SPV)	n/a	n/a	50,274	47,486	44,205	41,292	38,366	35,676	33,825	31,649	29,497	27,210	25,300	23,500	21,700	20,100	18,600	17,300	16,000	14,900	13,800	12,900	
Overlap Between DPs and SPVs	n/a	n/a	29,898	29,090	27,599	26,173	24,525	22,931	22,028	20,748	19,371	17,961	17,100	16,100	15,200	14,400	13,700	13,000	12,400	11,900	11,400	10,900	
Treatment / Pharmaceutical Cards or Allowances Only Recipients	n/a	n/a	9,692	9,161	8,763	8,200	7,709	7,280	6,612	6,262	5,928	5,671	5,300	5,000	4,700	4,500	4,200	4,000	3,800	3,700	3,500	3,400	
Total Veterans	n/a	n/a	82,503	78,998	74,945	70,958	66,985	63,206	59,373	55,817	52,564	49,155	45,700	42,500	39,500	36,700	34,200	32,000	30,100	28,400	26,900	25,600	
Dependants :																							
Service Pension Dependents (SPD)	n/a	n/a	39,726	37,849	35,586	33,468	31,483	29,488	28,393	26,619	24,994	23,287	21,800	20,400	19,100	17,900	16,700	15,700	14,700	13,700	12,900	12,100	
War Widow(er)s (WW)	n/a	n/a	40,182	40,692	40,525	40,454	40,000	39,151	38,214	37,136	35,855	34,128	32,600	30,900	29,000	27,000	25,000	22,900	20,900	18,900	17,000	15,200	
Orphans (O)	n/a	n/a	108	86	75	80	71	67	63	71	53	47	50	40	40	30	30	20	20	20	20	20	
Children of Disabled Veterans (DC)	n/a	n/a	171	106	92	80	67	50	25	6	0	0	0	0	0	0	0	0	0	0	0	0	
Adequate Means of Support (AMS) (a)	n/a	n/a	193	191	184	178	173	165	158	155	150	145	140	140	130	130	120	120	120	110	110	110	
Disability Pension Wives / Widow(er)s (DPD)	n/a	n/a	15,008	13,710	12,495	11,328	10,272	9,275	8,344	7,492	0	0	0	0	0	0	0	0	0	0	0	0	
Commonwealth Seniors Health Cards (CSHC)	n/a	n/a	1,065	1,067	1,065	1,605	1,689	1,783	1,512	1,391	1,206	1,183	1,100	1,100	1,000	900	800	800	700	600	600	500	
Age Pension Partners (APP)	n/a	n/a	1,077	1,017	951	945	926	876	867	811	754	692	600	600	500	500	400	400	400	300	300	200	
Overlap Between Dependant Categories	n/a	n/a	n/a	8,114	7,218	8,730	8,073	7,502	7,126	6,256	1,147	1,087	1,000	1,000	900	900	800	700	700	600	600	500	
DFISA Dependents Only						3,036	2,928	2,855	3,075	2,356	2,290	2,146	2,000	1,900	1,800	1,800	1,800	1,700	1,800	1,800	1,800	1,800	
Other Allowances or Benefits Only						74	56	111	22	63	0	0	0	0	0	0	0	0	0	0	0	0	
Total Dependents	n/a	n/a	88,641	86,604	83,755	82,518	79,592	76,319	73,547	69,844	64,155	60,541	57,300	54,000	50,700	47,400	44,100	40,900	37,800	34,800	32,000	29,500	
Overlap Between Total Veterans and Dependents	n/a	n/a	1,625	1,625	1,626	1,591	1,601	1,541	1,469	1,367	1,203	1,089	1,000	1,000	900	900	800	800	700	700	600	600	
Beneficiaries - Net Total	n/a	n/a	169,519	163,977	157,074	151,885	144,976	137,984	131,451	124,363	115,516	108,607	102,000	95,500	89,300	83,300	77,500	72,200	67,200	62,500	58,300	54,500	



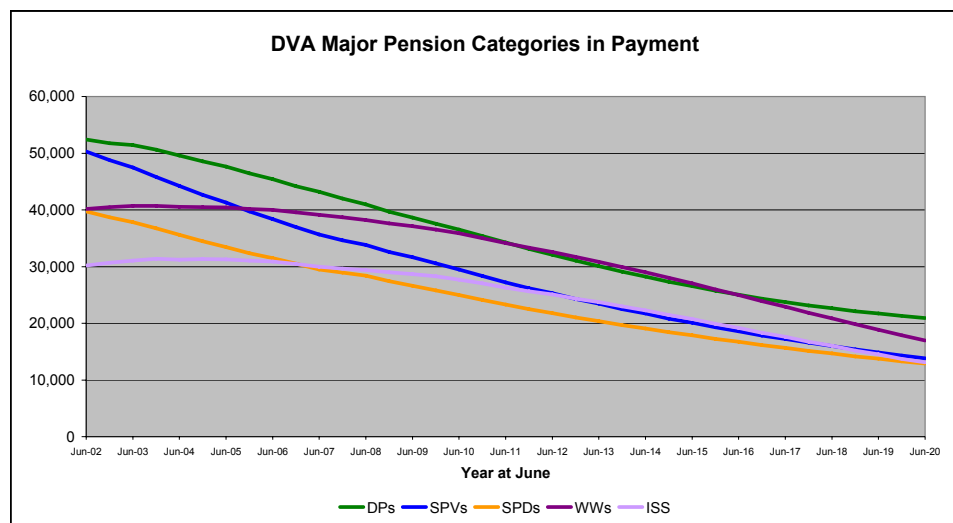
Date of Most Recent Actual Data : 1 July 2011
Date When This Version is Current : 25 July 2011

Continued next page

DVA PROJECTED BENEFICIARY NUMBERS WITH ACTUALS TO 30 JUNE 2011 - NEW SOUTH WALES

Executive Summary of DVA Beneficiaries in Receipt of Pension(s), Allowance(s) or Health Care Under the Veterans' Entitlements Act 1986

BENEFICIARY CATEGORY (Subsets of Net Total Beneficiaries on Previous Page)	ACTUAL DATA												FORECAST DATA									
	June 2000	June 2001	June 2002	June 2003	June 2004	June 2005	June 2006	June 2007	June 2008	June 2009	June 2010	June 2011	June 2012	June 2013	June 2014	June 2015	June 2016	June 2017	June 2018	June 2019	June 2020	June 2021
Total Income Support Beneficiaries (a)	n/a	n/a	125,327	121,347	115,765	117,077	111,603	105,812	102,001	96,032	90,761	84,838	80,000	75,300	70,600	66,200	61,900	57,800	54,000	50,500	47,300	44,300
Total Disability Compensation Beneficiaries (b)	n/a	n/a	107,432	105,551	102,274	99,102	95,364	91,253	87,158	82,930	72,155	68,170	65,000	61,800	58,600	55,400	52,400	49,500	46,700	44,200	41,800	39,700
Health Treatment Card Holders :																						
Gold Card Holders	n/a	n/a	96,995	95,667	92,244	88,901	85,172	81,423	77,541	73,472	69,607	65,139	61,000	56,900	52,900	49,100	45,400	41,900	38,600	35,600	32,800	30,300
White Card Holders	n/a	n/a	16,908	15,989	15,507	15,056	14,562	13,987	13,379	13,013	12,643	12,346	11,900	11,600	11,200	10,800	10,500	10,200	10,000	9,800	9,700	9,500
Total Health Treatment Card Holders	n/a	n/a	113,902	111,656	107,751	103,957	99,734	95,410	90,920	86,485	82,250	77,485	73,000	68,500	64,100	59,900	55,900	52,100	48,600	45,400	42,500	39,900
Other Categories of Interest:																						
Income Support Supplement (ISS)	n/a	n/a	30,192	31,053	31,213	31,280	30,892	29,992	29,362	28,692	27,697	26,278	25,100	23,700	22,300	20,800	19,200	17,600	16,000	14,500	13,100	11,800
Total Age Pensioners (AP)	n/a	n/a	2,731	2,584	2,410	2,368	2,297	2,157	2,097	1,970	1,809	1,651	1,500	1,300	1,200	1,100	1,000	800	700	700	600	500
Total Commonwealth Seniors Health Cards (CSHC)	n/a	n/a	2,404	2,375	2,351	3,129	3,252	3,333	2,750	2,475	2,136	2,037	2,000	1,800	1,700	1,600	1,500	1,300	1,200	1,100	1,000	900
Repatriation Pharmaceutical Benefits Cards (RPBC)			6,186	5,889	5,477	5,064	4,676	4,283	3,847	3,445	3,072	2,668	2,300	2,000	1,700	1,400	1,100	900	700	500	400	300
DFISA Total						7,391	7,097	6,858	7,310	6,166	6,089	5,691	5,400	5,100	4,900	4,700	4,600	4,500	4,500	4,600	4,600	4,700

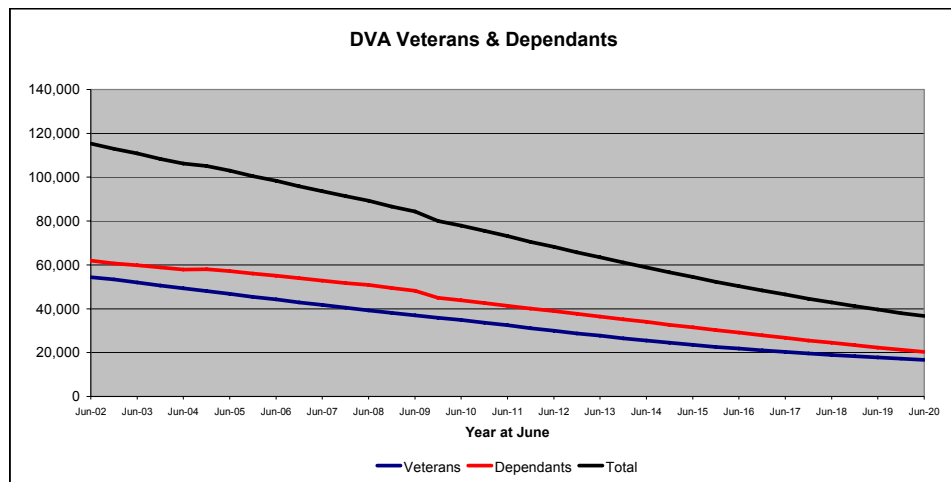


Date of Most Recent Actual Data : 1 July 2011
 Date When This Version is Current : 25 July 2011

DVA PROJECTED BENEFICIARY NUMBERS WITH ACTUALS TO 30 JUNE 2011 - VICTORIA

Executive Summary of DVA Beneficiaries in Receipt of Pension(s), Allowance(s) or Health Care Under the Veterans' Entitlements Act 1986

BENEFICIARY CATEGORY	ACTUAL DATA												FORECAST DATA										
	June 2000	June 2001	June 2002	June 2003	June 2004	June 2005	June 2006	June 2007	June 2008	June 2009	June 2010	June 2011	June 2012	June 2013	June 2014	June 2015	June 2016	June 2017	June 2018	June 2019	June 2020	June 2021	
Veterans :																							
Disability Pensioners in Payment (DP)	n/a	n/a	32,514	32,136	31,236	30,121	28,789	27,421	26,117	24,668	23,268	21,801	20,400	19,000	17,700	16,600	15,600	14,700	14,000	13,400	12,900	12,400	
Age Pension Veterans (APV) (Included Above)	n/a	n/a	1,101	1,040	961	918	880	856	814	767	698	633	600	500	400	400	300	300	300	200	200	200	
Service Pension Veterans (SPV)	n/a	n/a	32,857	30,932	28,855	27,096	25,193	23,259	22,192	20,752	19,257	17,756	16,400	15,100	13,800	12,700	11,600	10,700	9,800	9,100	8,400	7,800	
Overlap Between DPs and SPVs	n/a	n/a	17,951	17,620	17,027	16,236	15,249	14,224	13,779	12,995	12,149	11,253	10,700	10,100	9,500	9,000	8,600	8,100	7,800	7,400	7,100	6,800	
Treatment / Pharmaceutical Cards or Allowances Only Recipients	n/a	n/a	7,007	6,586	6,204	5,825	5,559	5,269	4,752	4,570	4,468	4,222	4,000	3,700	3,500	3,300	3,200	3,000	2,800	2,700	2,600	2,500	
Total Veterans	n/a	n/a	54,428	52,034	49,268	46,806	44,292	41,725	39,282	36,995	34,844	32,526	30,000	27,700	25,600	23,600	21,800	20,300	18,900	17,800	16,700	15,800	
Dependants :																							
Service Pension Dependents (SPD)	n/a	n/a	26,542	25,311	23,893	22,780	21,454	20,117	19,505	18,395	17,239	16,028	14,900	13,800	12,800	11,800	11,000	10,200	9,400	8,800	8,100	7,600	
War Widow(er)s (WW)	n/a	n/a	28,542	28,703	28,552	28,291	27,844	27,078	26,282	25,402	24,328	23,214	22,100	20,800	19,500	18,100	16,600	15,100	13,600	12,200	10,900	9,700	
Orphans (O)	n/a	n/a	63	55	49	38	35	26	25	27	32	30	30	30	30	30	30	30	30	30	30	30	
Children of Disabled Veterans (DC)	n/a	n/a	598	13	14	11	9	4	1	1	0	0	0	0	0	0	0	0	0	0	0	0	
Adequate Means of Support (AMS) (a)	n/a	n/a	145	130	127	125	120	114	115	111	105	101	100	90	90	90	90	80	80	80	80	80	
Disability Pension Wives / Widow(er)s (DPD)	n/a	n/a	10,616	9,631	8,744	7,977	7,219	6,538	5,863	5,256	0	0	0	0	0	0	0	0	0	0	0	0	
Commonwealth Seniors Health Cards (CSHC)	n/a	n/a	736	805	1,162	1,403	1,555	1,549	1,280	1,137	940	915	900	800	800	700	700	600	500	500	400	400	
Age Pension Partners (APP)	n/a	n/a	764	732	680	647	619	598	584	542	505	469	400	400	400	300	300	300	200	200	200	200	
Overlap Between Dependant Categories	n/a	n/a	n/a	5,570	5,291	6,394	5,940	5,471	5,137	4,427	911	846	800	800	700	700	600	600	500	500	500	400	
DFISA Dependents Only						2,247	2,132	2,107	2,292	1,761	1,582	1,478	1,400	1,300	1,200	1,100	1,100	1,100	1,000	1,000	1,000	1,100	
Other Allowances or Benefits Only						105	61	108	15	37	0	0	0	0	0	0	0	0	0	0	0	0	
Total Dependents	n/a	n/a	61,993	59,810	57,930	57,230	55,108	52,768	50,825	48,242	43,820	41,389	38,900	36,500	34,000	31,500	29,100	26,700	24,500	22,300	20,400	18,500	
Overlap Between Total Veterans and Dependents	n/a	n/a	1,020	1,007	993	987	970	938	893	870	799	747	700	700	600	600	600	500	500	500	400	400	
Beneficiaries - Net Total	n/a	n/a	115,401	110,837	106,205	103,049	98,430	93,555	89,214	84,411	77,865	73,168	68,300	63,500	58,900	54,500	50,400	46,500	42,900	39,700	36,700	33,900	



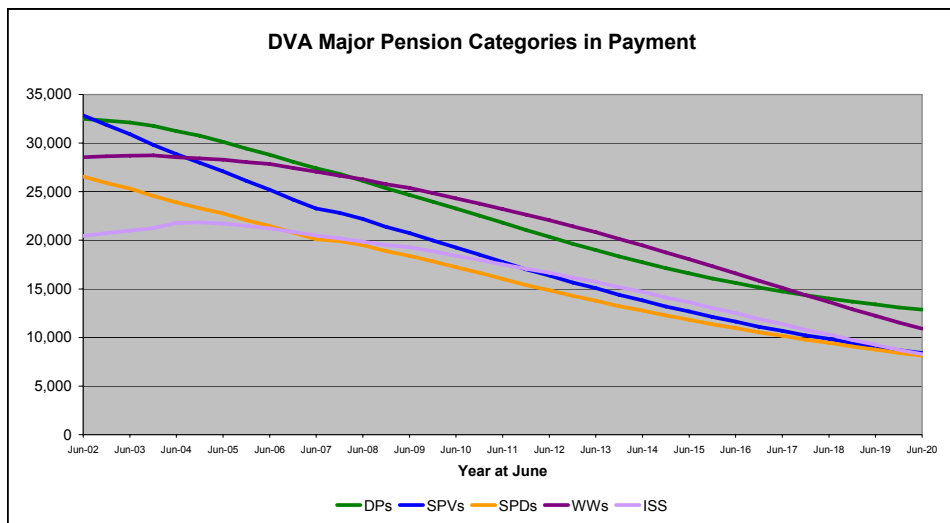
Date of Most Recent Actual Data : 1 July 2011
Date When This Version is Current : 25 July 2011

Continued next page

DVA PROJECTED BENEFICIARY NUMBERS WITH ACTUALS TO 30 JUNE 2011 - VICTORIA

Executive Summary of DVA Beneficiaries in Receipt of Pension(s), Allowance(s) or Health Care Under the Veterans' Entitlements Act 1986

BENEFICIARY CATEGORY (Subsets of Net Total Beneficiaries on Previous Page)	ACTUAL DATA												FORECAST DATA									
	June 2000	June 2001	June 2002	June 2003	June 2004	June 2005	June 2006	June 2007	June 2008	June 2009	June 2010	June 2011	June 2012	June 2013	June 2014	June 2015	June 2016	June 2017	June 2018	June 2019	June 2020	June 2021
Total Income Support Beneficiaries (a)	n/a	n/a	83,430	80,774	78,302	79,697	75,928	71,758	69,240	65,013	60,844	56,943	53,700	50,500	47,400	44,400	41,500	38,800	36,300	33,900	31,700	29,700
Total Disability Compensation Beneficiaries (b)	n/a	n/a	72,067	70,259	68,304	66,152	63,617	60,789	58,031	55,098	47,447	44,880	42,800	40,700	38,600	36,500	34,500	32,600	30,800	29,100	27,500	26,100
Health Treatment Card Holders :																						
Gold Card Holders	n/a	n/a	65,907	64,383	62,043	59,711	57,183	54,430	51,752	48,925	46,076	43,109	40,200	37,400	34,600	31,900	29,300	26,900	24,600	22,500	20,600	18,900
White Card Holders	n/a	n/a	11,214	10,770	10,478	10,189	9,948	9,667	9,285	9,099	8,915	8,631	8,300	8,000	7,700	7,400	7,200	6,900	6,700	6,600	6,500	6,400
Total Health Treatment Card Holders	n/a	n/a	77,122	75,153	72,521	69,900	67,131	64,097	61,037	58,024	54,991	51,740	48,500	45,400	42,300	39,300	36,500	33,800	31,300	29,100	27,100	25,200
Other Categories of Interest:																						
Income Support Supplement (ISS)	n/a	n/a	20,468	20,993	21,773	21,723	21,219	20,493	19,868	19,301	18,401	17,516	16,700	15,700	14,700	13,600	12,500	11,400	10,300	9,300	8,300	7,400
Total Age Pensioners (AP)	n/a	n/a	1,865	1,772	1,641	1,565	1,499	1,454	1,398	1,309	1,203	1,102	1,000	900	800	700	600	600	500	400	400	300
Total Commonwealth Seniors Health Cards (CSHC)	n/a	n/a	1,697	1,766	2,140	2,549	2,767	2,730	2,237	1,952	1,624	1,556	1,500	1,400	1,300	1,200	1,100	1,000	900	900	800	700
Repatriation Pharmaceutical Benefits Cards (RPBC)			4,731	4,520	4,217	3,937	3,646	3,302	2,967	2,678	2,362	2,065	1,800	1,500	1,300	1,100	900	700	600	400	300	300
DFISA Total						5,184	4,957	4,850	5,196	4,347	4,092	3,863	3,600	3,300	3,100	3,000	2,900	2,800	2,700	2,700	2,700	2,700

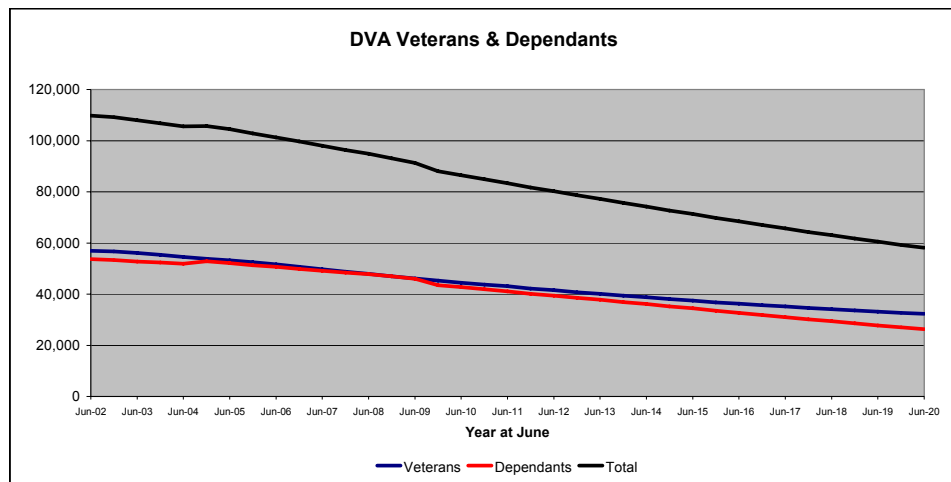


Date of Most Recent Actual Data : 1 July 2011
 Date When This Version is Current : 25 July 2011

DVA PROJECTED BENEFICIARY NUMBERS WITH ACTUALS TO 30 JUNE 2011 - QUEENSLAND

Executive Summary of DVA Beneficiaries in Receipt of Pension(s), Allowance(s) or Health Care Under the Veterans' Entitlements Act 1986

BENEFICIARY CATEGORY	ACTUAL DATA												FORECAST DATA										
	June 2000	June 2001	June 2002	June 2003	June 2004	June 2005	June 2006	June 2007	June 2008	June 2009	June 2010	June 2011	June 2012	June 2013	June 2014	June 2015	June 2016	June 2017	June 2018	June 2019	June 2020	June 2021	
Veterans :																							
Disability Pensioners in Payment (DP)	n/a	n/a	38,198	38,545	38,660	38,392	37,746	36,828	35,933	34,721	33,738	32,795	31,800	30,900	30,100	29,300	28,600	28,000	27,500	27,000	26,600	26,200	
Age Pension Veterans (APV) (Included Above)	n/a	n/a	851	822	778	764	758	725	714	698	675	643	600	600	600	500	500	500	500	400	400	400	
Service Pension Veterans (SPV)	n/a	n/a	33,656	32,648	31,087	29,703	28,343	26,450	25,533	24,202	22,809	21,542	20,400	19,300	18,300	17,300	16,300	15,400	14,500	13,700	12,900	12,100	
Overlap Between DPs and SPVs	n/a	n/a	20,276	20,278	20,244	19,774	19,223	18,274	17,919	17,265	16,496	15,773	15,000	14,200	13,400	12,700	12,000	11,400	10,900	10,400	10,000	9,600	
Treatment / Pharmaceutical Cards or Allowances Only Recipients	n/a	n/a	5,379	5,229	5,059	4,948	4,731	4,779	4,412	4,473	4,451	4,510	4,200	4,000	3,800	3,600	3,400	3,200	3,000	2,900	2,800	2,700	
Total Veterans	n/a	n/a	56,957	56,144	54,562	53,269	51,597	49,783	47,959	46,131	44,502	43,074	41,500	40,100	38,700	37,500	36,300	35,200	34,100	33,200	32,300	31,400	
Dependants :																							
Service Pension Dependents (SPD)	n/a	n/a	26,200	25,671	24,660	23,717	22,843	21,579	21,120	20,215	19,172	18,176	17,300	16,500	15,800	15,000	14,300	13,700	13,000	12,400	11,700	11,200	
War Widow(er)s (WW)	n/a	n/a	21,896	22,417	22,723	22,850	22,631	22,292	21,935	21,392	20,836	20,189	19,400	18,600	17,700	16,700	15,700	14,700	13,700	12,700	11,800	11,000	
Orphans (O)	n/a	n/a	96	82	85	73	70	63	62	58	58	65	60	50	40	30	30	20	20	20	20	20	
Children of Disabled Veterans (DC)	n/a	n/a	530	52	43	33	21	14	7	3	0	0	0	0	0	0	0	0	0	0	0	0	
Adequate Means of Support (AMS) (a)	n/a	n/a	100	97	97	93	90	89	88	85	83	80	80	70	70	70	70	70	60	60	60	60	
Disability Pension Wives / Widow(er)s (DPD)	n/a	n/a	9,269	8,575	7,884	7,172	6,563	6,005	5,480	5,062	0	0	0	0	0	0	0	0	0	0	0	0	
Commonwealth Seniors Health Cards (CSHC)	n/a	n/a	491	521	567	820	875	970	802	737	697	705	700	700	700	700	600	600	600	500	500	500	
Age Pension Partners (APP)	n/a	n/a	562	527	495	505	497	480	476	457	440	403	400	400	400	400	400	400	400	300	300	300	
Overlap Between Dependant Categories	n/a	n/a	n/a	5,182	4,615	5,433	5,098	4,727	4,543	4,062	612	570	500	500	500	400	400	400	400	300	300	300	
DFISA Dependents Only						2,180	2,092	2,150	2,320	2,007	2,037	1,986	1,900	1,900	1,900	1,900	2,000	2,000	2,000	2,100	2,100	2,200	
Other Allowances or Benefits Only						76	66	205	42	44	0	0	0	0	0	0	0	0	0	0	0	0	
Total Dependents	n/a	n/a	53,709	52,760	51,939	52,086	50,650	49,120	47,789	45,998	42,711	41,034	39,400	37,800	36,100	34,400	32,700	31,000	29,400	27,800	26,300	24,900	
Overlap Between Total Veterans and Dependents	n/a	n/a	919	906	912	909	955	911	881	837	747	698	700	600	600	600	500	500	500	400	400	400	
Beneficiaries - Net Total	n/a	n/a	109,748	107,998	105,589	104,446	101,292	97,992	94,867	91,327	86,466	83,410	80,300	77,300	74,300	71,300	68,500	65,700	63,100	60,600	58,200	55,900	



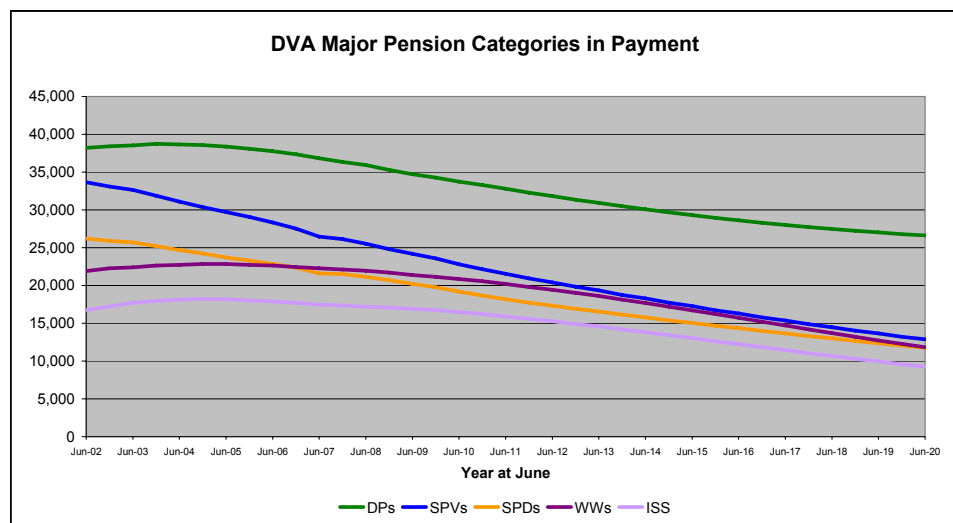
Date of Most Recent Actual Data : 1 July 2011
Date When This Version is Current : 25 July 2011

Continued next page

DVA PROJECTED BENEFICIARY NUMBERS WITH ACTUALS TO 30 JUNE 2011 - QUEENSLAND

Executive Summary of DVA Beneficiaries in Receipt of Pension(s), Allowance(s) or Health Care Under the Veterans' Entitlements Act 1986

BENEFICIARY CATEGORY (Subsets of Net Total Beneficiaries on Previous Page)	ACTUAL DATA												FORECAST DATA									
	June 2000	June 2001	June 2002	June 2003	June 2004	June 2005	June 2006	June 2007	June 2008	June 2009	June 2010	June 2011	June 2012	June 2013	June 2014	June 2015	June 2016	June 2017	June 2018	June 2019	June 2020	June 2021
Total Income Support Beneficiaries (a)	n/a	n/a	79,167	78,563	76,395	78,710	76,047	72,621	70,988	67,849	64,975	62,020	58,500	55,000	51,600	48,400	45,200	42,300	39,500	36,900	34,500	32,400
Total Disability Compensation Beneficiaries (b)	n/a	n/a	69,697	69,370	69,089	68,209	66,720	64,904	63,118	60,936	54,432	52,866	50,400	47,900	45,400	43,000	40,600	38,400	36,200	34,200	32,400	30,800
Health Treatment Card Holders :																						
Gold Card Holders	n/a	n/a	58,224	58,397	57,473	56,240	54,658	52,995	51,280	49,309	47,407	45,607	43,700	41,700	39,800	38,000	36,200	34,500	33,000	31,500	30,100	28,900
White Card Holders	n/a	n/a	15,573	15,588	15,325	15,527	15,343	15,189	14,947	14,796	14,832	14,822	14,600	14,400	14,200	14,000	13,800	13,600	13,400	13,300	13,200	13,000
Total Health Treatment Card Holders	n/a	n/a	73,797	73,985	72,798	71,767	70,001	68,184	66,227	64,105	62,239	60,429	58,300	56,100	54,000	52,000	50,000	48,100	46,400	44,800	43,300	41,900
Other Categories of Interest:																						
Income Support Supplement (ISS)	n/a	n/a	16,757	17,717	18,148	18,183	17,892	17,462	17,183	16,894	16,460	15,894	15,300	14,600	13,800	13,100	12,300	11,500	10,700	9,900	9,300	8,700
Total Age Pensioners (AP)	n/a	n/a	1,413	1,349	1,273	1,269	1,255	1,205	1,190	1,155	1,115	1,046	1,000	1,000	900	900	900	800	800	800	700	700
Total Commonwealth Seniors Health Cards (CSHC)	n/a	n/a	1,140	1,178	1,227	1,646	1,758	1,907	1,609	1,457	1,338	1,303	1,300	1,300	1,300	1,300	1,200	1,100	1,100	1,000	900	800
Repatriation Pharmaceutical Benefits Cards (RPBC)			4,048	3,870	3,601	3,337	3,065	2,759	2,471	2,175	1,931	1,694	1,500	1,200	1,000	900	700	600	400	300	300	200
DFISA Total						5,195	4,950	4,975	5,339	4,861	4,995	4,918	4,800	4,800	4,800	4,800	4,800	4,900	5,000	5,200	5,300	5,400

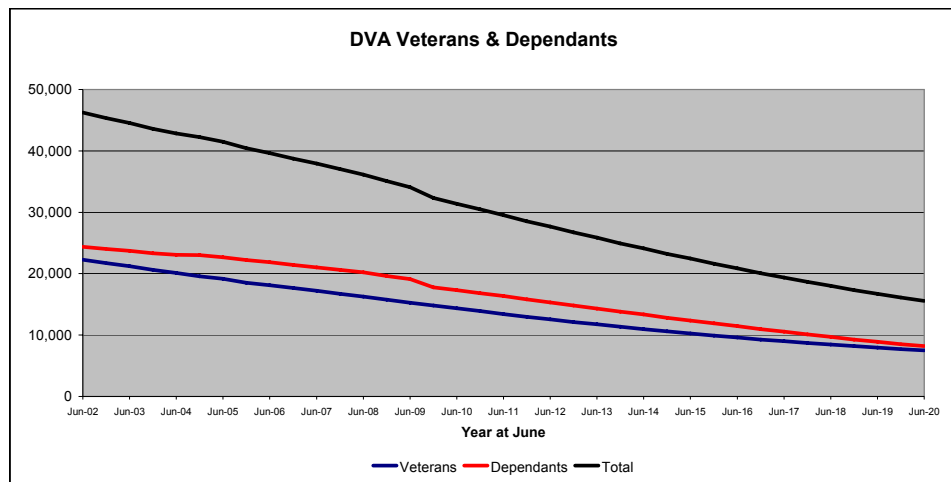


Date of Most Recent Actual Data : 1 July 2011
 Date When This Version is Current : 25 July 2011

DVA PROJECTED BENEFICIARY NUMBERS WITH ACTUALS TO 30 JUNE 2011 - SOUTH AUSTRALIA

Executive Summary of DVA Beneficiaries in Receipt of Pension(s), Allowance(s) or Health Care Under the Veterans' Entitlements Act 1986

BENEFICIARY CATEGORY	ACTUAL DATA												FORECAST DATA										
	June 2000	June 2001	June 2002	June 2003	June 2004	June 2005	June 2006	June 2007	June 2008	June 2009	June 2010	June 2011	June 2012	June 2013	June 2014	June 2015	June 2016	June 2017	June 2018	June 2019	June 2020	June 2021	
Veterans :																							
Disability Pensioners in Payment (DP)	n/a	n/a	11,680	11,401	11,026	10,780	10,386	9,964	9,690	9,218	8,769	8,319	7,900	7,500	7,100	6,800	6,500	6,200	5,900	5,700	5,500	5,300	
Age Pension Veterans (APV) (Included Above)	n/a	n/a	373	354	345	348	329	321	309	285	261	231	200	200	200	100	100	100	100	100	100	100	
Service Pension Veterans (SPV)	n/a	n/a	14,666	13,907	13,073	12,301	11,488	10,656	10,171	9,496	8,844	8,165	7,600	7,000	6,500	6,000	5,500	5,000	4,600	4,300	4,000	3,700	
Overlap Between DPs and SPVs	n/a	n/a	6,556	6,413	6,223	6,042	5,792	5,465	5,400	5,163	4,903	4,639	4,400	4,200	3,900	3,700	3,500	3,400	3,200	3,100	2,900	2,800	
Treatment / Pharmaceutical Cards or Allowances Only Recipients	n/a	n/a	2,483	2,328	2,227	2,146	2,027	2,072	1,813	1,708	1,649	1,584	1,500	1,400	1,300	1,300	1,200	1,100	1,100	1,000	1,000	900	
Total Veterans	n/a	n/a	22,273	21,223	20,103	19,185	18,109	17,227	16,274	15,259	14,359	13,429	12,600	11,700	11,000	10,300	9,600	9,000	8,500	8,000	7,500	7,100	
Dependants :																							
Service Pension Dependents (SPD)	n/a	n/a	12,673	12,246	11,702	11,135	10,635	10,018	9,709	9,130	8,537	7,969	7,400	6,800	6,300	5,800	5,400	5,000	4,600	4,300	4,000	3,700	
War Widow(er)s (WW)	n/a	n/a	9,076	9,050	9,129	9,141	9,052	8,859	8,647	8,342	8,043	7,687	7,300	6,900	6,400	6,000	5,500	5,000	4,600	4,100	3,700	3,400	
Orphans (O)	n/a	n/a	17	12	10	6	8	12	12	14	13	14	20	20	20	20	20	10	10	10	10	10	
Children of Disabled Veterans (DC)	n/a	n/a	39	33	25	17	11	7	6	0	0	0	0	0	0	0	0	0	0	0	0	0	
Adequate Means of Support (AMS) (a)	n/a	n/a	71	68	62	60	58	58	55	51	48	45	40	40	40	40	40	40	40	40	30	30	
Disability Pension Wives / Widow(er)s (DPD)	n/a	n/a	4,624	4,275	3,912	3,541	3,226	2,913	2,645	2,400	0	0	0	0	0	0	0	0	0	0	0	0	
Commonwealth Seniors Health Cards (CSHC)	n/a	n/a	250	260	297	489	599	604	522	481	404	396	400	400	300	300	300	300	200	200	200	200	
Age Pension Partners (APP)	n/a	n/a	269	257	252	254	242	234	227	222	203	188	200	200	100	100	100	100	100	100	100	100	
Overlap Between Dependant Categories	n/a	n/a	n/a	2,487	2,295	2,793	2,698	2,524	2,390	2,086	414	395	400	400	300	300	300	300	200	200	200	200	
DFISA Dependents Only						781	728	726	760	561	467	440	400	400	400	400	400	400	400	400	400	400	
Other Allowances or Benefits Only						35	33	116	4	9	0	0	0	0	0	0	0	0	0	0	0	0	
Total Dependents	n/a	n/a	24,366	23,714	23,094	22,666	21,894	21,023	20,197	19,124	17,301	16,344	15,300	14,300	13,300	12,400	11,400	10,600	9,700	8,900	8,200	7,500	
Overlap Between Total Veterans and Dependents	n/a	n/a	387	370	360	353	345	330	321	305	259	237	200	200	200	200	200	200	200	100	100	100	
Beneficiaries - Net Total	n/a	n/a	46,252	44,567	42,837	41,498	39,658	37,920	36,150	34,103	31,401	29,536	27,700	25,900	24,100	22,500	20,900	19,400	18,000	16,700	15,600	14,500	



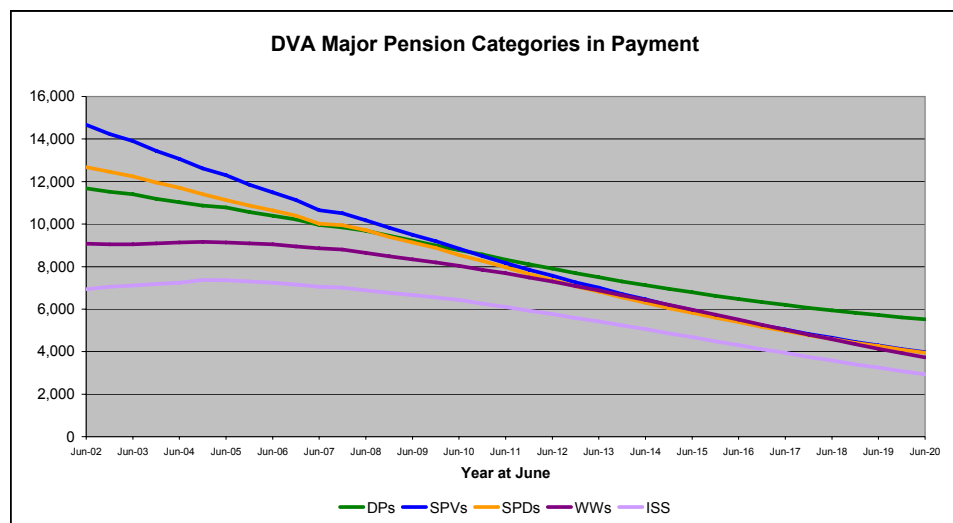
Date of Most Recent Actual Data : 1 July 2011
Date When This Version is Current : 25 July 2011

Continued next page

DVA PROJECTED BENEFICIARY NUMBERS WITH ACTUALS TO 30 JUNE 2011 - SOUTH AUSTRALIA

Executive Summary of DVA Beneficiaries in Receipt of Pension(s), Allowance(s) or Health Care Under the Veterans' Entitlements Act 1986

BENEFICIARY CATEGORY (Subsets of Net Total Beneficiaries on Previous Page)	ACTUAL DATA												FORECAST DATA									
	June 2000	June 2001	June 2002	June 2003	June 2004	June 2005	June 2006	June 2007	June 2008	June 2009	June 2010	June 2011	June 2012	June 2013	June 2014	June 2015	June 2016	June 2017	June 2018	June 2019	June 2020	June 2021
Total Income Support Beneficiaries (a)	n/a	n/a	35,490	34,448	33,208	33,494	32,081	30,421	29,347	27,532	25,849	24,165	22,800	21,400	20,100	18,800	17,600	16,500	15,400	14,400	13,500	12,600
Total Disability Compensation Beneficiaries (b)	n/a	n/a	25,344	24,679	24,012	23,393	22,593	21,676	20,918	19,892	16,788	15,986	15,200	14,500	13,700	13,000	12,300	11,600	11,000	10,400	9,800	9,300
Health Treatment Card Holders :																						
Gold Card Holders	n/a	n/a	23,120	22,563	21,888	21,233	20,421	19,539	18,705	17,697	16,784	15,781	14,800	13,900	12,900	12,000	11,200	10,400	9,600	8,900	8,300	7,700
White Card Holders	n/a	n/a	4,858	4,582	4,413	4,294	4,131	4,085	3,909	3,758	3,643	3,518	3,400	3,300	3,100	3,000	2,900	2,800	2,800	2,700	2,600	2,600
Total Health Treatment Card Holders	n/a	n/a	27,978	27,145	26,301	25,527	24,552	23,624	22,614	21,455	20,427	19,299	18,200	17,100	16,100	15,100	14,100	13,200	12,400	11,600	10,900	10,300
Other Categories of Interest:																						
Income Support Supplement (ISS)	n/a	n/a	6,942	7,113	7,234	7,353	7,247	7,053	6,873	6,669	6,428	6,097	5,800	5,400	5,100	4,700	4,300	3,900	3,600	3,200	2,900	2,700
Total Age Pensioners (AP)	n/a	n/a	642	611	597	602	571	555	536	507	464	419	400	300	300	200	200	200	200	200	100	100
Total Commonwealth Seniors Health Cards (CSHC)	n/a	n/a	567	571	602	836	966	975	816	759	660	634	600	600	600	500	500	500	400	400	300	300
Repatriation Pharmaceutical Benefits Cards (RPBC)			2,950	2,782	2,574	2,401	2,166	2,004	1,780	1,568	1,397	1,215	1,000	900	700	600	500	400	300	200	200	100
DFISA Total						1,699	1,593	1,588	1,677	1,356	1,257	1,191	1,100	1,100	1,000	1,000	1,000	1,000	1,000	1,000	1,000	1,000

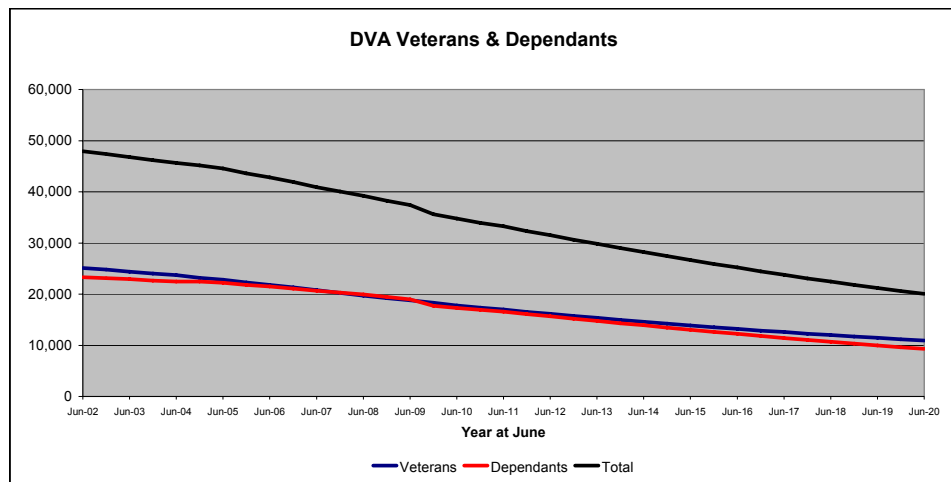


Date of Most Recent Actual Data : 1 July 2011
 Date When This Version is Current : 25 July 2011

DVA PROJECTED BENEFICIARY NUMBERS WITH ACTUALS TO 30 JUNE 2011 - WESTERN AUSTRALIA

Executive Summary of DVA Beneficiaries in Receipt of Pension(s), Allowance(s) or Health Care Under the Veterans' Entitlements Act 1986

BENEFICIARY CATEGORY	ACTUAL DATA												FORECAST DATA										
	June 2000	June 2001	June 2002	June 2003	June 2004	June 2005	June 2006	June 2007	June 2008	June 2009	June 2010	June 2011	June 2012	June 2013	June 2014	June 2015	June 2016	June 2017	June 2018	June 2019	June 2020	June 2021	
Veterans :																							
Disability Pensioners in Payment (DP)	n/a	n/a	14,271	14,203	14,100	13,861	13,477	12,953	12,470	11,970	11,413	11,025	10,600	10,200	9,800	9,400	9,100	8,800	8,500	8,300	8,100	7,800	
Age Pension Veterans (APV) (Included Above)	n/a	n/a	373	354	337	322	305	279	268	250	227	219	200	200	200	200	100	100	100	100	100	100	
Service Pension Veterans (SPV)	n/a	n/a	15,248	14,669	14,012	13,242	12,402	11,431	10,924	10,298	9,630	9,013	8,500	7,900	7,400	6,900	6,500	6,000	5,600	5,200	4,800	4,500	
Overlap Between DPs and SPVs	n/a	n/a	7,627	7,607	7,456	7,220	6,862	6,399	6,255	6,004	5,658	5,369	5,100	4,800	4,600	4,300	4,100	3,900	3,700	3,500	3,400	3,300	
Treatment / Pharmaceutical Cards or Allowances Only Recipients	n/a	n/a	3,225	3,129	3,051	2,920	2,785	2,771	2,576	2,515	2,420	2,308	2,200	2,000	1,900	1,800	1,700	1,600	1,600	1,500	1,400	1,400	
Total Veterans	n/a	n/a	25,117	24,394	23,707	22,803	21,802	20,756	19,715	18,779	17,805	16,977	16,100	15,400	14,600	13,900	13,200	12,600	12,000	11,400	10,900	10,500	
Dependants :																							
Service Pension Dependents (SPD)	n/a	n/a	12,725	12,496	12,101	11,688	11,154	10,460	10,173	9,743	9,301	8,837	8,300	7,700	7,200	6,700	6,300	5,900	5,500	5,100	4,800	4,500	
War Widow(er)s (WW)	n/a	n/a	7,771	7,862	7,905	7,923	7,857	7,768	7,624	7,340	7,052	6,798	6,500	6,200	5,900	5,600	5,200	4,900	4,500	4,200	3,900	3,600	
Orphans (O)	n/a	n/a	35	36	25	24	17	16	14	16	16	12	10	10	10	10	10	10	10	10	10	10	
Children of Disabled Veterans (DC)	n/a	n/a	24	15	12	11	8	4	3	1	0	0	0	0	0	0	0	0	0	0	0	0	
Adequate Means of Support (AMS) (a)	n/a	n/a	51	50	46	45	42	41	37	35	32	29	30	30	30	30	20	20	20	20	20	20	
Disability Pension Wives / Widow(er)s (DPD)	n/a	n/a	4,518	4,162	3,854	3,559	3,270	2,964	2,694	2,463	0	0	0	0	0	0	0	0	0	0	0	0	
Commonwealth Seniors Health Cards (CSHC)	n/a	n/a	669	723	762	769	810	894	801	751	680	676	600	600	500	500	400	400	400	300	300	300	
Age Pension Partners (APP)	n/a	n/a	274	265	255	252	240	221	212	209	199	195	200	200	200	100	100	100	100	100	100	100	
Overlap Between Dependant Categories	n/a	n/a	n/a	2,684	2,520	2,886	2,729	2,581	2,477	2,231	583	574	2,886	500	500	500	400	400	400	300	300	300	
DFISA Dependents Only						803	800	785	847	648	609	613	600	600	600	500	500	500	500	500	600	600	
Other Allowances or Benefits Only						58	34	67	13	13	0	0	0	0	0	0	0	0	0	0	0	0	
Total Dependents	n/a	n/a	23,309	22,925	22,440	22,246	21,503	20,639	19,941	18,988	17,306	16,586	15,700	14,800	13,900	13,100	12,200	11,400	10,700	10,000	9,300	8,700	
Overlap Between Total Veterans and Dependents	n/a	n/a	527	514	504	509	499	469	443	403	340	319	300	300	300	300	200	200	200	200	200	200	
Beneficiaries - Net Total	n/a	n/a	47,899	46,805	45,643	44,540	42,806	40,926	39,213	37,397	34,771	33,244	31,500	29,900	28,200	26,700	25,200	23,800	22,500	21,200	20,100	19,000	



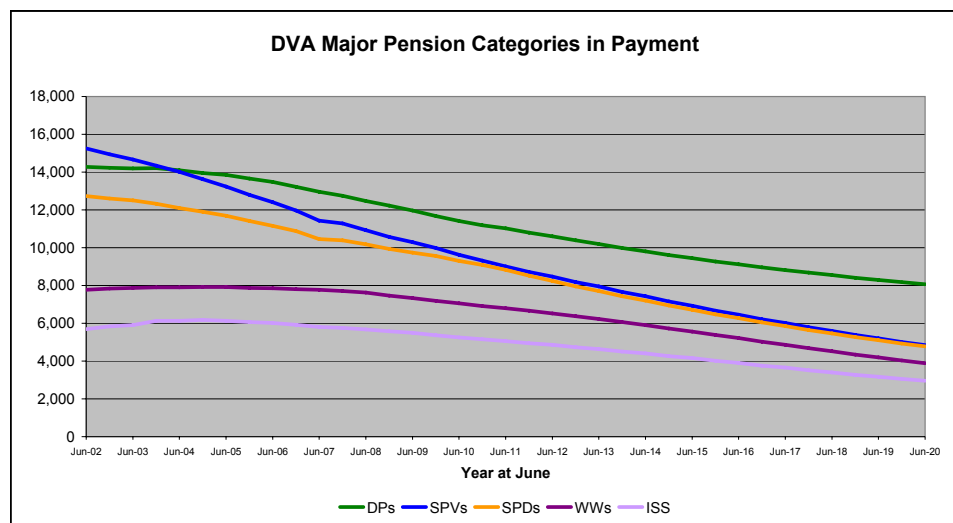
Date of Most Recent Actual Data : 1 July 2011
Date When This Version is Current : 25 July 2011

Continued next page

DVA PROJECTED BENEFICIARY NUMBERS WITH ACTUALS TO 30 JUNE 2011 - WESTERN AUSTRALIA

Executive Summary of DVA Beneficiaries in Receipt of Pension(s), Allowance(s) or Health Care Under the Veterans' Entitlements Act 1986

BENEFICIARY CATEGORY (Subsets of Net Total Beneficiaries on Previous Page)	ACTUAL DATA												FORECAST DATA									
	June 2000	June 2001	June 2002	June 2003	June 2004	June 2005	June 2006	June 2007	June 2008	June 2009	June 2010	June 2011	June 2012	June 2013	June 2014	June 2015	June 2016	June 2017	June 2018	June 2019	June 2020	June 2021
Total Income Support Beneficiaries (a)	n/a	n/a	35,488	34,931	34,116	34,360	32,884	31,086	30,070	28,453	26,886	25,591	24,100	22,700	21,300	20,000	18,700	17,400	16,300	15,200	14,300	13,400
Total Disability Compensation Beneficiaries (b)	n/a	n/a	26,479	26,140	25,757	25,238	24,497	23,583	22,692	21,693	18,427	17,779	17,000	16,100	15,300	14,500	13,700	12,900	12,200	11,500	10,900	10,300
Health Treatment Card Holders :																						
Gold Card Holders	n/a	n/a	23,017	22,851	22,298	21,571	20,770	19,937	19,123	18,151	17,238	16,428	15,600	14,800	14,000	13,300	12,600	11,900	11,300	10,700	10,200	9,700
White Card Holders	n/a	n/a	6,325	6,144	6,187	6,118	6,006	5,886	5,719	5,619	5,458	5,330	5,200	5,100	4,900	4,800	4,700	4,500	4,400	4,300	4,200	4,200
Total Health Treatment Card Holders	n/a	n/a	29,342	28,995	28,485	27,689	26,776	25,823	24,842	23,770	22,696	21,758	20,800	19,900	19,000	18,100	17,200	16,400	15,700	15,000	14,400	13,800
Other Categories of Interest:																						
Income Support Supplement (ISS)	n/a	n/a	5,698	5,903	6,130	6,130	6,013	5,798	5,679	5,493	5,257	5,052	4,900	4,600	4,400	4,200	3,900	3,700	3,400	3,200	3,000	2,800
Total Age Pensioners (AP)	n/a	n/a	647	619	592	574	545	500	480	459	426	414	400	400	300	300	300	300	200	200	200	200
Total Commonwealth Seniors Health Cards (CSHC)	n/a	n/a	1,170	1,244	1,281	1,307	1,385	1,524	1,325	1,232	1,072	1,049	1,000	900	900	800	700	600	600	500	500	400
Repatriation Pharmaceutical Benefits Cards (RPBC)			2,864	2,701	2,548	2,357	2,172	1,980	1,757	1,563	1,375	1,208	1,000	900	800	600	500	400	300	300	200	100
DFISA Total						1,804	1,750	1,719	1,837	1,541	1,502	1,518	1,500	1,400	1,400	1,400	1,300	1,300	1,300	1,400	1,400	1,400



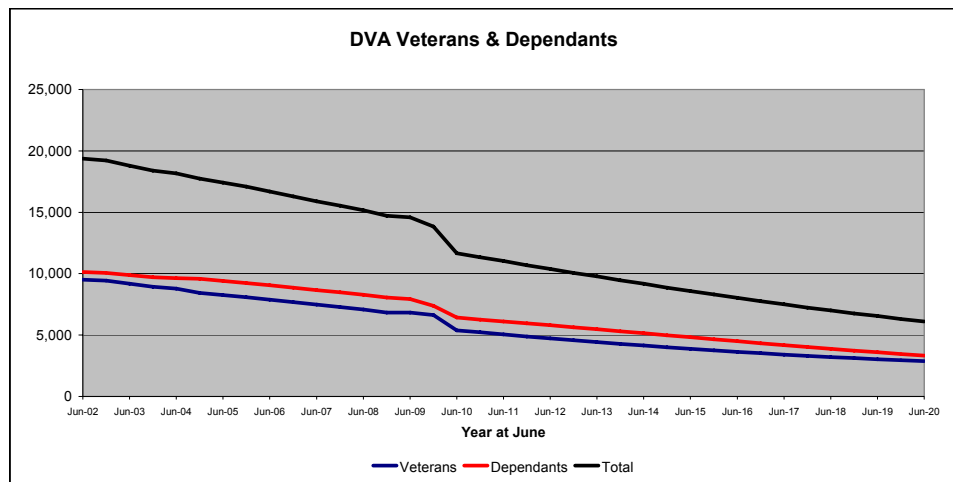
Date of Most Recent Actual Data : 1 July 2011
 Date When This Version is Current : 25 July 2011

DVA PROJECTED BENEFICIARY NUMBERS WITH ACTUALS TO 30 JUNE 2011 - TASMANIA *

Executive Summary of DVA Beneficiaries in Receipt of Pension(s), Allowance(s) or Health Care Under the Veterans' Entitlements Act 1986

BENEFICIARY CATEGORY	ACTUAL DATA												FORECAST DATA										
	June 2000	June 2001	June 2002	June 2003	June 2004	June 2005	June 2006	June 2007	June 2008	June 2009	June 2010	June 2011	June 2012	June 2013	June 2014	June 2015	June 2016	June 2017	June 2018	June 2019	June 2020	June 2021	
Veterans :																							
Disability Pensioners in Payment (DP)	n/a	n/a	5,983	5,833	5,704	5,476	5,364	5,119	4,948	4,831	3,851	3,664	3,500	3,300	3,200	3,000	2,900	2,800	2,700	2,600	2,500	2,400	
Age Pension Veterans (APV) (Included Above)	n/a	n/a	67	64	60	57	92	87	83	76	64	58	100	0	0	0	0	0	0	0	0	0	
Service Pension Veterans (SPV)	n/a	n/a	6,614	6,293	5,877	5,469	5,104	4,727	4,463	4,226	3,440	3,179	2,900	2,700	2,500	2,300	2,100	1,900	1,800	1,600	1,500	1,400	
Overlap Between DPs and SPVs	n/a	n/a	3,780	3,642	3,468	3,301	3,160	2,951	2,833	2,726	2,410	2,259	2,100	2,000	1,900	1,800	1,700	1,600	1,600	1,500	1,400	1,400	
Treatment / Pharmaceutical Cards or Allowances Only Recipients	n/a	n/a	683	691	681	607	580	581	508	494	488	482	500	400	400	400	400	300	300	300	300	300	
Total Veterans	n/a	n/a	9,500	9,175	8,794	8,251	7,888	7,476	7,086	6,825	5,369	5,066	4,700	4,400	4,100	3,900	3,600	3,400	3,200	3,000	2,900	2,700	
Dependants :																							
Service Pension Dependants (SPD)	n/a	n/a	5,105	4,935	4,705	4,468	4,241	3,955	3,805	3,635	2,987	2,829	2,600	2,500	2,300	2,100	2,000	1,800	1,700	1,600	1,500	1,400	
War Widow(er)s (WW)	n/a	n/a	4,017	4,031	4,064	4,028	3,956	3,869	3,747	3,643	3,206	3,034	2,900	2,800	2,600	2,500	2,300	2,100	2,000	1,800	1,600	1,500	
Orphans (O)	n/a	n/a	15	15	17	12	15	11	11	8	3	1	0	0	0	0	0	0	0	0	0	0	
Children of Disabled Veterans (DC)	n/a	n/a	10	5	5	4	3	2	0	0	0	0	0	0	0	0	0	0	0	0	0	0	
Adequate Means of Support (AMS) (a)	n/a	n/a	32	32	31	30	27	26	25	25	23	23	20	20	20	20	20	20	20	20	20	20	
Disability Pension Wives / Widow(er)s (DPD)	n/a	n/a	2,169	1,998	1,830	1,669	1,528	1,377	1,279	1,162	0	0	0	0	0	0	0	0	0	0	0	0	
Commonwealth Seniors Health Cards (CSHC)	n/a	n/a	54	54	54	93	119	136	105	98	92	83	100	100	100	100	100	100	100	100	0	0	
Age Pension Partners (APP)	n/a	n/a	39	37	38	34	61	57	53	49	42	42	0	0	0	0	0	0	0	0	0	0	
Overlap Between Dependant Categories	n/a	n/a	n/a	1,221	1,112	1,185	1,133	1,030	972	1,513	81	76	100	100	100	100	100	100	100	0	0	0	
DFISA Dependants Only						237	225	219	235	817	166	174	200	200	200	200	200	200	200	200	200	200	
Other Allowances or Benefits Only						17	10	31	1	3	0	0	0	0	0	0	0	0	0	0	0	0	
Total Dependants	n/a	n/a	10,131	9,886	9,632	9,407	9,052	8,654	8,291	7,927	6,438	6,110	5,800	5,500	5,100	4,800	4,500	4,200	3,900	3,600	3,300	3,100	
Overlap Between Total Veterans and Dependants	n/a	n/a	268	255	262	249	252	230	212	185	151	143	100	100	100	100	100	100	100	100	100	100	
Beneficiaries - Net Total	n/a	n/a	19,364	18,806	18,164	17,409	16,688	15,900	15,165	14,589	11,656	11,033	10,400	9,800	9,200	8,600	8,000	7,500	7,000	6,500	6,100	5,700	

* - Includes overseas clients up to 2009



Date of Most Recent Actual Data : 1 July 2011
Date When This Version is Current : 25 July 2011

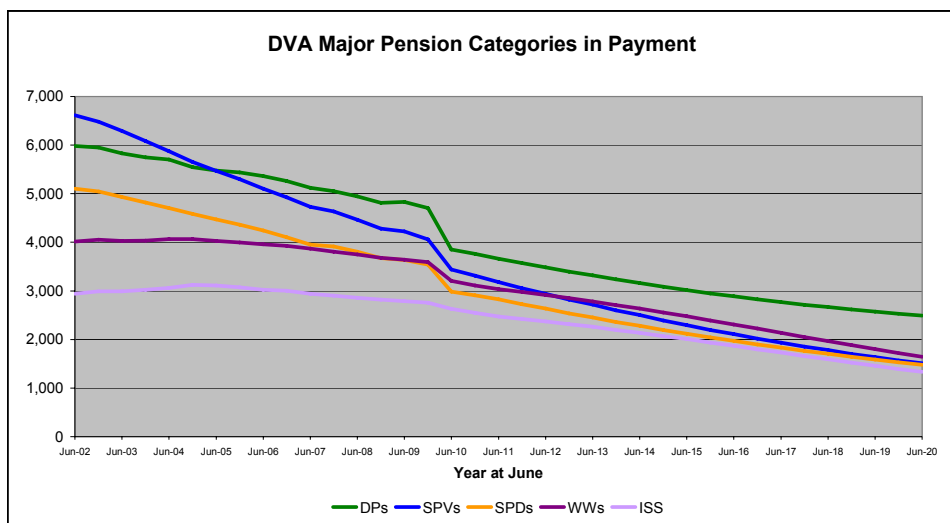
Continued next page

DVA PROJECTED BENEFICIARY NUMBERS WITH ACTUALS TO 30 JUNE 2011 - TASMANIA *

Executive Summary of DVA Beneficiaries in Receipt of Pension(s), Allowance(s) or Health Care Under the Veterans' Entitlements Act 1986

BENEFICIARY CATEGORY (Subsets of Net Total Beneficiaries on Previous Page)	ACTUAL DATA												FORECAST DATA									
	June 2000	June 2001	June 2002	June 2003	June 2004	June 2005	June 2006	June 2007	June 2008	June 2009	June 2010	June 2011	June 2012	June 2013	June 2014	June 2015	June 2016	June 2017	June 2018	June 2019	June 2020	June 2021
Total Income Support Beneficiaries (a)	n/a	n/a	14,892	14,442	13,854	13,754	13,085	12,351	11,833	11,922	9,661	9,077	8,600	8,100	7,600	7,100	6,600	6,200	5,800	5,400	5,100	4,700
Total Disability Compensation Beneficiaries (b)	n/a	n/a	12,141	11,835	11,573	11,148	10,820	10,339	9,945	9,613	7,046	6,686	6,400	6,100	5,700	5,400	5,100	4,900	4,600	4,300	4,100	3,900
Health Treatment Card Holders :																						
Gold Card Holders	n/a	n/a	10,012	9,741	9,450	9,050	8,636	8,219	7,804	7,453	6,925	6,483	6,100	5,700	5,400	5,000	4,600	4,300	4,000	3,700	3,400	3,200
White Card Holders	n/a	n/a	1,363	1,354	1,389	1,328	1,352	1,304	1,292	1,295	1,230	1,237	1,200	1,200	1,200	1,200	1,100	1,100	1,100	1,100	1,100	1,100
Total Health Treatment Card Holders	n/a	n/a	11,375	11,095	10,839	10,378	9,988	9,523	9,096	8,748	8,155	7,720	7,300	6,900	6,500	6,200	5,800	5,400	5,100	4,800	4,500	4,300
Other Categories of Interest:																						
Income Support Supplement (ISS)	n/a	n/a	2,940	2,993	3,061	3,108	3,025	2,942	2,858	2,791	2,633	2,474	2,400	2,300	2,100	2,000	1,900	1,700	1,600	1,500	1,300	1,200
Total Age Pensioners (AP)	n/a	n/a	106	101	98	91	153	144	136	125	106	100	100	100	100	100	100	100	0	0	0	0
Total Commonwealth Seniors Health Cards (CSHC)	n/a	n/a	126	120	113	176	209	232	183	178	162	142	100	100	100	100	100	100	100	100	100	100
Repatriation Pharmaceutical Benefits Cards (RPBC)			634	610	577	516	470	417	373	346	293	255	200	200	200	100	100	100	100	0	0	0
DFISA Total						514	487	473	511	1,075	423	434	400	400	400	400	400	400	400	400	400	400

* - Includes overseas clients up to 2009

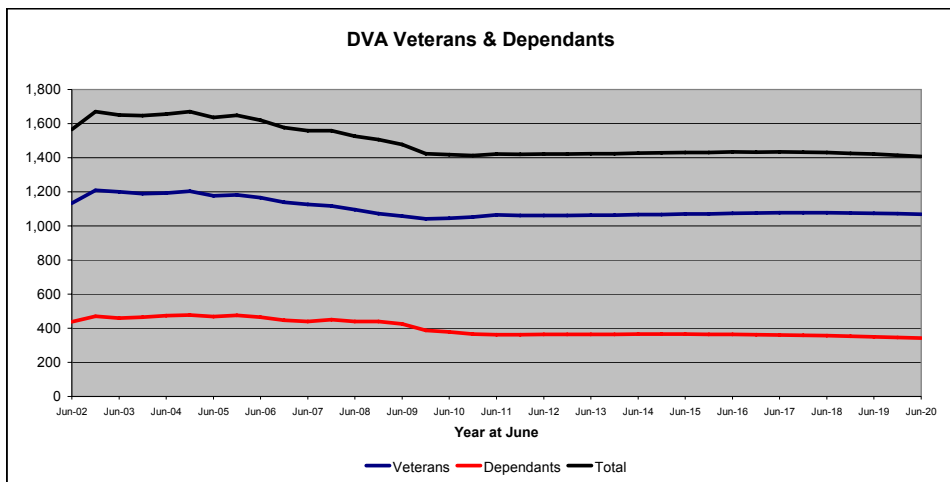


Date of Most Recent Actual Data : 1 July 2011
 Date When This Version is Current : 25 July 2011

DVA PROJECTED BENEFICIARY NUMBERS WITH ACTUALS TO 30 JUNE 2011 - NORTHERN TERRITORY

Executive Summary of DVA Beneficiaries in Receipt of Pension(s), Allowance(s) or Health Care Under the Veterans' Entitlements Act 1986

BENEFICIARY CATEGORY	ACTUAL DATA												FORECAST DATA										
	June 2000	June 2001	June 2002	June 2003	June 2004	June 2005	June 2006	June 2007	June 2008	June 2009	June 2010	June 2011	June 2012	June 2013	June 2014	June 2015	June 2016	June 2017	June 2018	June 2019	June 2020	June 2021	
Veterans :																							
Disability Pensioners in Payment (DP)	n/a	n/a	828	901	906	905	910	873	853	825	808	793	790	780	780	780	780	790	790	790	800	800	
Age Pension Veterans (APV) (Included Above)	n/a	n/a	4	5	4	3	3	2	2	2	2	3	0	0	0	0	0	0	0	0	0	0	
Service Pension Veterans (SPV)	n/a	n/a	348	370	372	381	370	364	350	330	312	301	300	310	310	310	320	320	310	300	290	280	
Overlap Between DPs and SPVs	n/a	n/a	183	207	219	229	231	229	219	208	198	186	180	170	160	150	140	130	130	120	120	110	
Treatment / Pharmaceutical Cards or Allowances Only Recipients	n/a	n/a	140	136	133	120	116	119	111	110	123	156	150	140	130	120	120	110	110	100	100	90	
Total Veterans	n/a	n/a	1,133	1,200	1,192	1,177	1,165	1,127	1,095	1,057	1,045	1,064	1,060	1,060	1,070	1,070	1,070	1,080	1,080	1,070	1,070	1,060	
Dependants :																							
Service Pension Dependents (SPD)	n/a	n/a	211	224	244	245	237	220	220	213	202	192	190	190	190	200	200	200	190	190	180	180	
War Widow(er)s (WW)	n/a	n/a	152	162	169	162	170	161	167	160	157	148	150	140	140	140	130	130	130	120	120	120	
Orphans (O)	n/a	n/a	1	2	1	0	0	0	0	1	0	0	0	0	0	0	0	0	0	0	0	0	
Children of Disabled Veterans (DC)	n/a	n/a	4	4	3	3	2	1	0	1	0	0	0	0	0	0	0	0	0	0	0	0	
Adequate Means of Support (AMS) (a)	n/a	n/a	1	1	1	1	1	1	1	1	1	1	0	0	0	0	0	0	0	0	0	0	
Disability Pension Wives / Widow(er)s (DPD)	n/a	n/a	99	95	86	75	64	66	62	51	0	0	0	0	0	0	0	0	0	0	0	0	
Commonwealth Seniors Health Cards (CSHC)	n/a	n/a	6	6	5	15	21	21	18	17	17	15	20	20	20	20	20	10	10	10	10	10	
Age Pension Partners (APP)	n/a	n/a	3	5	4	4	3	3	3	3	3	5	0	0	0	0	0	0	0	0	0	0	
Overlap Between Dependant Categories	n/a	n/a	n/a	40	40	54	52	54	52	43	14	12	10	10	10	10	10	10	10	10	10	10	
DFISA Dependents Only						16	18	19	19	20	12	13	20	20	20	20	20	20	30	30	30	30	
Other Allowances or Benefits Only						1	2	1	2	0	0	0	0	0	0	0	0	0	0	0	0	0	
Total Dependents	n/a	n/a	438	459	473	468	465	440	439	426	378	362	360	360	370	370	360	360	360	350	340	330	
Overlap Between Total Veterans and Dependents	n/a	n/a	6	8	9	9	10	8	7	6	5	5	0	0	0	0	0	0	0	0	0	0	
Beneficiaries - Net Total	n/a	n/a	1,565	1,651	1,666	1,636	1,620	1,559	1,527	1,478	1,418	1,421	1,420	1,420	1,430	1,430	1,430	1,430	1,430	1,420	1,410	1,390	



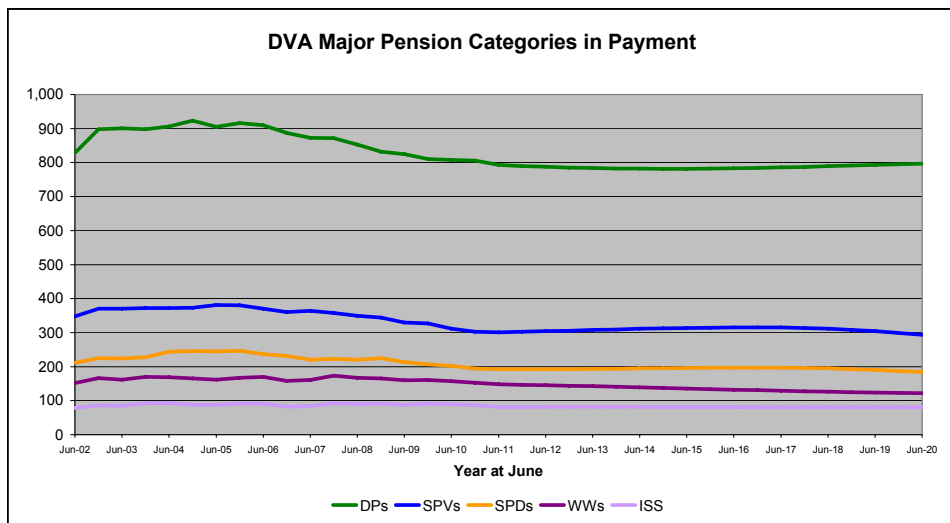
Date of Most Recent Actual Data : 1 July 2011
Date When This Version is Current : 25 July 2011

Continued next page

DVA PROJECTED BENEFICIARY NUMBERS WITH ACTUALS TO 30 JUNE 2011 - NORTHERN TERRITORY

Executive Summary of DVA Beneficiaries in Receipt of Pension(s), Allowance(s) or Health Care Under the Veterans' Entitlements Act 1986

BENEFICIARY CATEGORY (Subsets of Net Total Beneficiaries on Previous Page)	ACTUAL DATA												FORECAST DATA									
	June 2000	June 2001	June 2002	June 2003	June 2004	June 2005	June 2006	June 2007	June 2008	June 2009	June 2010	June 2011	June 2012	June 2013	June 2014	June 2015	June 2016	June 2017	June 2018	June 2019	June 2020	June 2021
Total Income Support Beneficiaries (a)	n/a	n/a	663	708	732	786	786	752	744	712	674	645	610	570	540	500	470	440	410	380	360	340
Total Disability Compensation Beneficiaries (b)	n/a	n/a	1,082	1,162	1,162	1,142	1,143	1,098	1,079	1,034	963	939	900	850	810	760	720	680	640	610	580	550
Health Treatment Card Holders :																						
Gold Card Holders	n/a	n/a	528	579	591	599	621	614	597	567	548	532	520	510	500	490	490	480	470	470	460	460
White Card Holders	n/a	n/a	667	698	693	673	649	614	606	598	602	632	640	650	660	670	690	700	710	720	740	750
Total Health Treatment Card Holders	n/a	n/a	1,195	1,277	1,284	1,272	1,270	1,228	1,203	1,165	1,150	1,164	1,160	1,160	1,160	1,170	1,170	1,180	1,190	1,190	1,200	1,200
Other Categories of Interest:																						
Income Support Supplement (ISS)	n/a	n/a	79	85	93	88	91	84	90	88	89	81	80	80	80	80	80	80	80	80	80	80
Total Age Pensioners (AP)	n/a	n/a	7	10	8	7	6	5	5	5	5	8	10	10	10	10	10	0	0	0	0	0
Total Commonwealth Seniors Health Cards (CSHC)	n/a	n/a	18	19	15	26	36	34	33	28	29	26	30	30	30	30	30	30	20	20	20	20
Repatriation Pharmaceutical Benefits Cards (RPBC)			47	48	46	40	33	26	24	21	20	18	20	20	10	10	10	10	10	10	10	10
DFISA Total																						

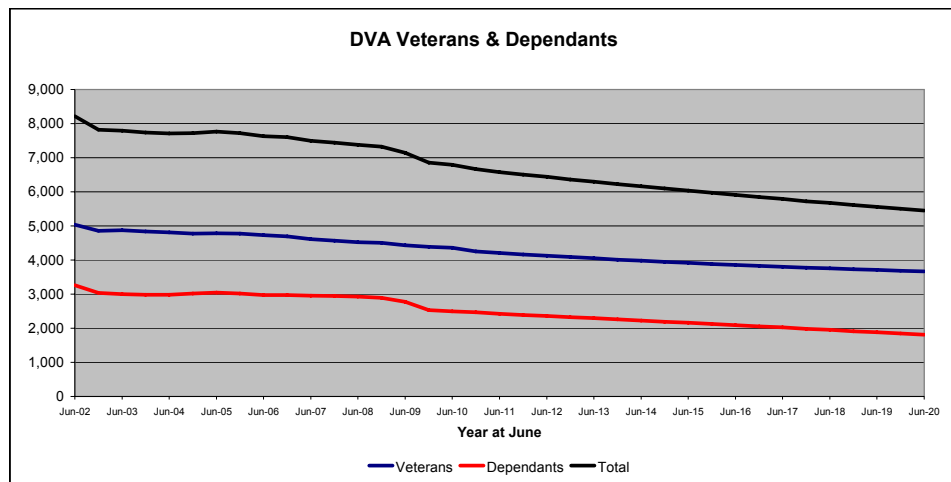


Date of Most Recent Actual Data : 1 July 2011
 Date When This Version is Current : 25 July 2011

DVA PROJECTED BENEFICIARY NUMBERS WITH ACTUALS TO 30 JUNE 2011 - AUSTRALIAN CAPITAL TERRITORY

Executive Summary of DVA Beneficiaries in Receipt of Pension(s), Allowance(s) or Health Care Under the Veterans' Entitlements Act 1986

BENEFICIARY CATEGORY	ACTUAL DATA												FORECAST DATA										
	June 2000	June 2001	June 2002	June 2003	June 2004	June 2005	June 2006	June 2007	June 2008	June 2009	June 2010	June 2011	June 2012	June 2013	June 2014	June 2015	June 2016	June 2017	June 2018	June 2019	June 2020	June 2021	
Veterans :																							
Disability Pensioners in Payment (DP)	n/a	n/a	3,515	3,405	3,394	3,441	3,439	3,388	3,336	3,259	3,204	3,072	3,000	3,000	2,900	2,900	2,900	2,800	2,800	2,800	2,800	2,800	
Age Pension Veterans (APV) (Included Above)	n/a	n/a	29	27	25	29	33	28	31	24	22	22	20	20	20	20	10	10	10	10	10	10	
Service Pension Veterans (SPV)	n/a	n/a	1,435	1,312	1,259	1,235	1,192	1,135	1,122	1,100	1,057	974	1,000	900	900	900	900	900	800	800	800	800	
Overlap Between DPs and SPVs	n/a	n/a	855	796	776	778	769	733	726	722	707	656	620	590	560	530	500	470	450	430	420	400	
Treatment / Pharmaceutical Cards or Allowances Only Recipients	n/a	n/a	939	949	931	887	868	825	795	791	803	821	770	730	690	650	610	580	550	530	510	490	
Total Veterans	n/a	n/a	5,035	4,870	4,808	4,785	4,730	4,615	4,527	4,428	4,357	4,211	4,100	4,100	4,000	3,900	3,900	3,800	3,800	3,700	3,700	3,600	
Dependants :																							
Service Pension Dependents (SPD)	n/a	n/a	1,236	1,155	1,120	1,097	1,063	1,027	1,034	1,022	981	934	910	890	870	860	850	840	820	810	790	770	
War Widow(er)s (WW)	n/a	n/a	1,422	1,318	1,351	1,390	1,372	1,412	1,407	1,345	1,314	1,265	1,200	1,200	1,100	1,100	1,000	1,000	900	900	800	800	
Orphans (O)	n/a	n/a	9	10	8	6	6	3	6	6	6	8	10	10	10	10	10	10	10	10	10	10	
Children of Disabled Veterans (DC)	n/a	n/a	28	15	12	11	10	8	5	2	0	0	0	0	0	0	0	0	0	0	0	0	
Adequate Means of Support (AMS) (a)	n/a	n/a	7	7	7	7	6	6	6	6	6	6	10	10	10	10	10	0	0	0	0	0	
Disability Pension Wives / Widow(er)s (DPD)	n/a	n/a	712	632	594	557	524	489	448	413	0	0	0	0	0	0	0	0	0	0	0	0	
Commonwealth Seniors Health Cards (CSHC)	n/a	n/a	103	101	106	136	140	162	148	140	116	126	100	100	100	100	100	100	100	100	100	100	
Age Pension Partners (APP)	n/a	n/a	22	22	19	21	26	20	23	18	14	13	0	0	0	0	0	0	0	0	0	0	
Overlap Between Dependant Categories	n/a	n/a	n/a	259	239	326	316	312	296	292	57	50	50	40	40	40	40	30	30	30	30	20	
DFISA Dependents Only						144	138	132	143	115	113	117	110	110	100	100	100	100	100	100	100	110	
Other Allowances or Benefits Only						6	3	6	5	2	0	0	0	0	0	0	0	0	0	0	0	0	
Total Dependents	n/a	n/a	3,260	3,001	2,978	3,049	2,972	2,953	2,929	2,777	2,493	2,419	2,400	2,300	2,200	2,200	2,100	2,000	2,000	1,900	1,800	1,700	
Overlap Between Total Veterans and Dependents	n/a	n/a	80	75	73	70	71	70	75	73	60	51	50	50	40	40	40	40	30	30	30	30	
Beneficiaries - Net Total	n/a	n/a	8,215	7,796	7,713	7,764	7,631	7,498	7,381	7,142	6,790	6,579	6,400	6,300	6,200	6,000	5,900	5,800	5,700	5,600	5,500	5,300	



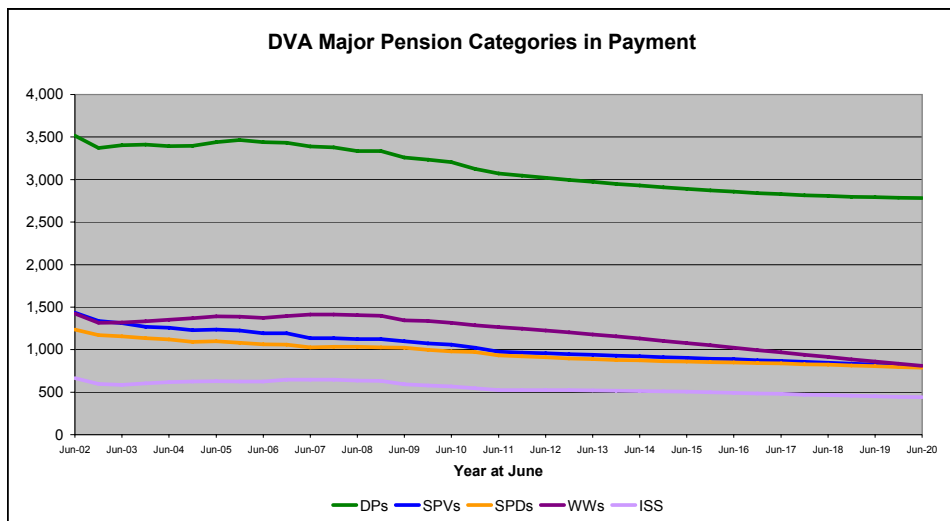
Date of Most Recent Actual Data : 1 July 2011
Date When This Version is Current : 25 July 2011

Continued next page

DVA PROJECTED BENEFICIARY NUMBERS WITH ACTUALS TO 30 JUNE 2011 - AUSTRALIAN CAPITAL TERRITORY

Executive Summary of DVA Beneficiaries in Receipt of Pension(s), Allowance(s) or Health Care Under the Veterans' Entitlements Act 1986

BENEFICIARY CATEGORY (Subsets of Net Total Beneficiaries on Previous Page)	ACTUAL DATA												FORECAST DATA									
	June 2000	June 2001	June 2002	June 2003	June 2004	June 2005	June 2006	June 2007	June 2008	June 2009	June 2010	June 2011	June 2012	June 2013	June 2014	June 2015	June 2016	June 2017	June 2018	June 2019	June 2020	June 2021
Total Income Support Beneficiaries (a)	n/a	n/a	3,651	3,359	3,303	3,581	3,493	3,447	3,432	3,290	3,112	2,958	2,800	2,600	2,500	2,300	2,200	2,000	1,900	1,800	1,600	1,500
Total Disability Compensation Beneficiaries (b)	n/a	n/a	5,666	5,362	5,343	5,390	5,335	5,285	5,184	5,005	4,515	4,340	4,100	3,900	3,700	3,500	3,300	3,100	3,000	2,800	2,700	2,500
Health Treatment Card Holders :																						
Gold Card Holders	n/a	n/a	3,646	3,566	3,557	3,559	3,496	3,485	3,419	3,284	3,195	3,085	3,000	2,900	2,800	2,700	2,600	2,500	2,400	2,300	2,300	2,200
White Card Holders	n/a	n/a	2,359	2,288	2,262	2,284	2,281	2,247	2,224	2,212	2,209	2,180	2,200	2,200	2,200	2,200	2,200	2,200	2,200	2,200	2,200	2,200
Total Health Treatment Card Holders	n/a	n/a	6,005	5,854	5,819	5,843	5,777	5,732	5,643	5,496	5,404	5,265	5,200	5,100	4,900	4,900	4,800	4,700	4,600	4,500	4,500	4,400
Other Categories of Interest:																						
Income Support Supplement (ISS)	n/a	n/a	665	586	617	628	624	647	637	593	568	525	530	520	510	500	490	480	470	450	440	430
Total Age Pensioners (AP)	n/a	n/a	51	49	44	50	59	48	54	42	36	35	30	30	30	30	20	20	20	20	20	20
Total Commonwealth Seniors Health Cards (CSHC)	n/a	n/a	264	257	263	306	312	351	326	309	247	266	300	300	300	300	300	300	300	200	200	200
Repatriation Pharmaceutical Benefits Cards (RPBC)			265	252	244	222	210	192	176	155	148	120	100	100	100	100	0	0	0	0	0	0
DFISA Total						310	297	282	308	263	254	255	200	200	200	200	200	200	300	300	300	300

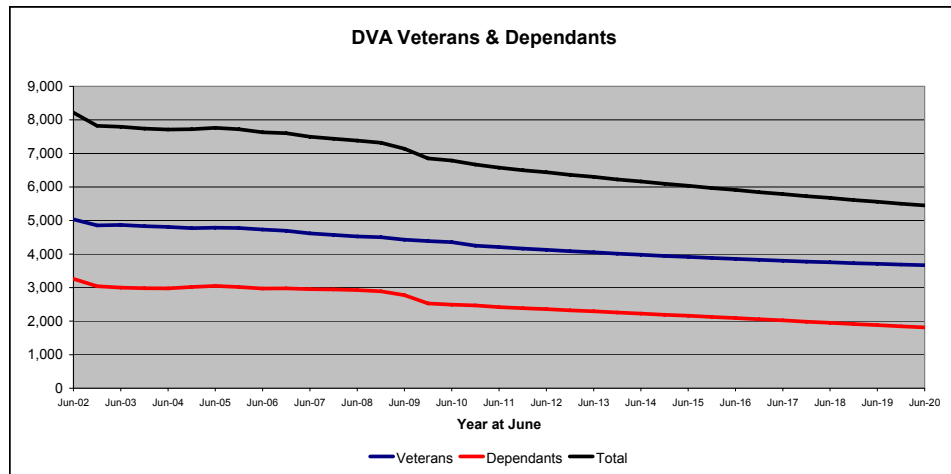


Date of Most Recent Actual Data : 1 July 2011
 Date When This Version is Current : 25 July 2011

DVA PROJECTED BENEFICIARY NUMBERS WITH ACTUALS TO 30 JUNE 2011 - OVERSEAS CLIENTS

Executive Summary of DVA Beneficiaries in Receipt of Pension(s), Allowance(s) or Health Care Under the Veterans' Entitlements Act 1986

BENEFICIARY CATEGORY	ACTUAL DATA												FORECAST DATA										
	June 2000	June 2001	June 2002	June 2003	June 2004	June 2005	June 2006	June 2007	June 2008	June 2009	June 2010	June 2011	June 2012	June 2013	June 2014	June 2015	June 2016	June 2017	June 2018	June 2019	June 2020	June 2021	
Veterans :																							
Disability Pensioners in Payment (DP)	n/a	n/a	n/a	n/a	n/a	n/a	n/a	n/a	n/a	n/a	794	794	770	750	720	700	680	650	630	610	590	570	
Age Pension Veterans (APV) (Included Above)	n/a	n/a	n/a	n/a	n/a	n/a	n/a	n/a	n/a	n/a	2	3	0	0	0	0	0	0	0	0	0	0	
Service Pension Veterans (SPV)	n/a	n/a	n/a	n/a	n/a	n/a	n/a	n/a	n/a	n/a	517	512	470	420	380	340	310	280	250	230	200	180	
Overlap Between DPs and SPVs	n/a	n/a	n/a	n/a	n/a	n/a	n/a	n/a	n/a	n/a	185	204	190	180	170	160	160	150	140	130	130	120	
Treatment / Pharmaceutical Cards or Allowances Only Recipients	n/a	n/a	n/a	n/a	n/a	n/a	n/a	n/a	n/a	n/a	23	49	50	40	40	40	40	30	30	30	30	30	
Total Veterans	n/a	n/a	n/a	n/a	n/a	n/a	n/a	n/a	n/a	n/a	1,149	1,151	1,090	1,030	970	920	870	820	770	730	700	660	
Dependants :																							
Service Pension Dependents (SPD)	n/a	n/a	n/a	n/a	n/a	n/a	n/a	n/a	n/a	n/a	466	464	410	370	330	290	260	230	200	180	160	140	
War Widow(er)s (WW)	n/a	n/a	n/a	n/a	n/a	n/a	n/a	n/a	n/a	n/a	299	298	290	280	270	260	260	250	240	230	220	220	
Orphans (O)	n/a	n/a	n/a	n/a	n/a	n/a	n/a	n/a	n/a	n/a	9	10	10	10	10	10	10	10	10	10	10	10	
Children of Disabled Veterans (DC)	n/a	n/a	n/a	n/a	n/a	n/a	n/a	n/a	n/a	n/a	0	0	0	0	0	0	0	0	0	0	0	0	
Adequate Means of Support (AMS) (a)	n/a	n/a	n/a	n/a	n/a	n/a	n/a	n/a	n/a	n/a	1	1	0	0	0	0	0	0	0	0	0	0	
Disability Pension Wives / Widow(er)s (DPD)	n/a	n/a	n/a	n/a	n/a	n/a	n/a	n/a	n/a	n/a	0	0	0	0	0	0	0	0	0	0	0	0	
Commonwealth Seniors Health Cards (CSHC)	n/a	n/a	n/a	n/a	n/a	n/a	n/a	n/a	n/a	n/a	1	1	0	0	0	0	0	0	0	0	0	0	
Age Pension Partners (APP)	n/a	n/a	n/a	n/a	n/a	n/a	n/a	n/a	n/a	n/a	1	1	0	0	0	0	0	0	0	0	0	0	
Overlap Between Dependant Categories	n/a	n/a	n/a	n/a	n/a	n/a	n/a	n/a	n/a	n/a	0	1	0	0	0	0	0	0	0	0	0	0	
DFISA Dependents Only											6	7	10	10	10	10	10	10	10	10	20	20	
Other Allowances or Benefits Only											0	0	0	0	0	0	0	0	0	0	0	0	
Total Dependents	n/a	n/a	n/a	n/a	n/a	n/a	n/a	n/a	n/a	n/a	783	781	720	670	620	580	540	500	470	440	410	390	
Overlap Between Total Veterans and Dependents	n/a	n/a	n/a	n/a	n/a	n/a	n/a	n/a	n/a	n/a	0	1	0	0	0	0	0	0	0	0	0	0	
Beneficiaries - Net Total	n/a	n/a	n/a	n/a	n/a	n/a	n/a	n/a	n/a	n/a	1,932	1,931	1,810	1,700	1,600	1,500	1,410	1,320	1,240	1,170	1,110	1,050	



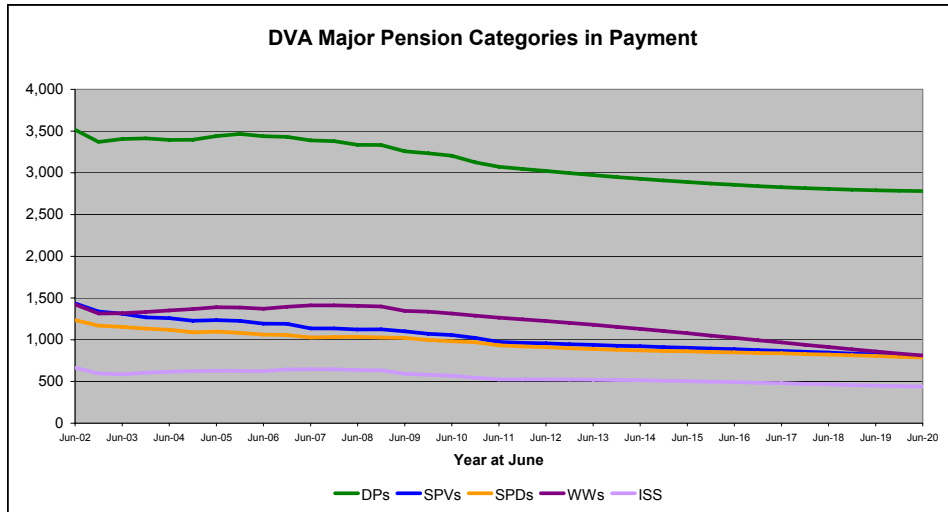
Date of Most Recent Actual Data : 1 July 2011
 Date When This Version is Current : 25 July 2011

Continued next page

DVA PROJECTED BENEFICIARY NUMBERS WITH ACTUALS TO 30 JUNE 2011 - OVERSEAS CLIENTS

Executive Summary of DVA Beneficiaries in Receipt of Pension(s), Allowance(s) or Health Care Under the Veterans' Entitlements Act 1986

BENEFICIARY CATEGORY (Subsets of Net Total Beneficiaries on Previous Page)	ACTUAL DATA												FORECAST DATA									
	June 2000	June 2001	June 2002	June 2003	June 2004	June 2005	June 2006	June 2007	June 2008	June 2009	June 2010	June 2011	June 2012	June 2013	June 2014	June 2015	June 2016	June 2017	June 2018	June 2019	June 2020	June 2021
Total Income Support Beneficiaries (a)	n/a	n/a	n/a	n/a	n/a	n/a	n/a	n/a	n/a	n/a	1,061	1,060	1,000	940	880	830	770	720	670	630	590	550
Total Disability Compensation Beneficiaries (b)	n/a	n/a	n/a	n/a	n/a	n/a	n/a	n/a	n/a	n/a	1,103	1,103	1,050	1,000	950	900	850	800	760	710	680	640
Health Treatment Card Holders :																						
Gold Card Holders	n/a	n/a	n/a	n/a	n/a	n/a	n/a	n/a	n/a	n/a	165	455	460	470	470	470	460	460	450	450	440	430
White Card Holders	n/a	n/a	n/a	n/a	n/a	n/a	n/a	n/a	n/a	n/a	89	290	300	310	320	320	330	330	330	330	330	330
Total Health Treatment Card Holders	n/a	n/a	n/a	n/a	n/a	n/a	n/a	n/a	n/a	n/a	254	745	770	780	790	790	790	780	780	770	760	760
Other Categories of Interest:																						
Income Support Supplement (ISS)	n/a	n/a	n/a	n/a	n/a	n/a	n/a	n/a	n/a	n/a	51	53	60	70	70	80	80	80	90	90	90	90
Total Age Pensioners (AP)	n/a	n/a	n/a	n/a	n/a	n/a	n/a	n/a	n/a	n/a	3	4	0	0	0	0	0	0	0	0	0	0
Total Commonwealth Seniors Health Cards (CSHC)	n/a	n/a	n/a	n/a	n/a	n/a	n/a	n/a	n/a	n/a	1	1	0	0	0	0	0	0	0	0	0	0
Repatriation Pharmaceutical Benefits Cards (RPBC)											16	50	40	40	30	20	20	20	10	10	10	0
DFISA Total											26	30	30	30	30	30	40	40	40	40	40	50



Date of Most Recent Actual Data : 1 July 2011
Date When This Version is Current : 25 July 2011