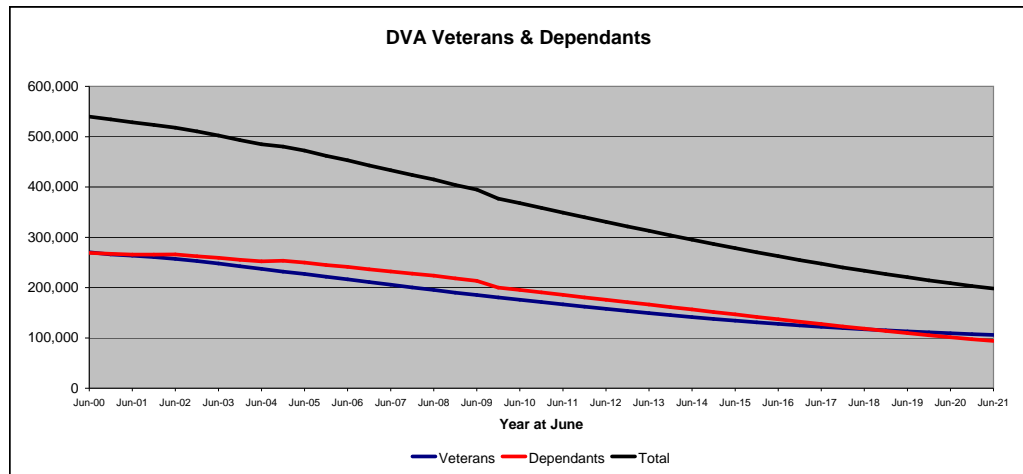


# DVA PROJECTED BENEFICIARY NUMBERS WITH ACTUALS TO 31 DECEMBER 2011 - AUSTRALIA

Executive Summary of DVA Beneficiaries in Receipt of Pension(s), Allowance(s) or Health Care Under the Veterans' Entitlements Act 1986

BENEFICIARY CATEGORY	ACTUAL DATA														FORECAST DATA										
	June 2000	June 2001	June 2002	June 2003	June 2004	June 2005	June 2006	June 2007	June 2008	June 2009	June 2010	June 2011	Dec 2011	June 2012	June 2013	June 2014	June 2015	June 2016	June 2017	June 2018	June 2019	June 2020	June 2021		
<b>Veterans :</b>																									
Disability Pensioners in Payment (DP)	162,730	162,505	159,425	157,865	154,602	150,615	145,546	139,727	134,311	128,146	122,355	116,498	113,538	110,900	105,800	101,000	96,600	92,600	89,200	86,100	83,500	81,200	79,200		
Age Pension Veterans (APV) (Included Above)	n/a	n/a	4,452	4,233	3,969	3,864	3,771	3,579	3,451	3,261	3,006	2,771	2,659	2,600	2,400	2,200	2,100	2,000	1,800	1,800	1,700	1,600	1,600		
Service Pension Veterans (SPV)	165,940	161,655	155,099	147,617	138,740	130,719	122,458	113,698	108,580	102,053	95,363	88,652	85,476	82,400	76,500	71,100	66,100	61,600	57,500	53,900	50,700	47,800	45,100		
Overlap Between DPs and SPVs	87,444	88,124	87,127	85,653	83,012	79,753	75,811	71,206	69,159	65,831	62,077	58,300	56,513	54,700	51,100	47,800	44,700	41,900	39,300	37,000	34,900	33,000	31,200		
Treatment / Pharmaceutical Cards or Allowances Only Recipients	28,993	27,430	29,550	28,209	27,049	25,653	24,375	23,696	21,579	20,923	20,353	19,803	19,742	19,200	18,200	17,200	16,300	15,600	14,900	14,300	13,800	13,300	12,900		
<b>Total Veterans</b>	<b>270,219</b>	<b>263,466</b>	<b>256,947</b>	<b>248,038</b>	<b>237,379</b>	<b>227,234</b>	<b>216,568</b>	<b>205,915</b>	<b>195,311</b>	<b>185,291</b>	<b>175,994</b>	<b>166,653</b>	<b>162,243</b>	<b>157,900</b>	<b>149,400</b>	<b>141,500</b>	<b>134,300</b>	<b>127,900</b>	<b>122,200</b>	<b>117,300</b>	<b>113,100</b>	<b>109,300</b>	<b>106,100</b>		
<b>Dependants :</b>																									
Service Pension Dependents (SPD)	131,136	129,040	124,419	119,887	114,011	108,598	103,110	96,864	93,959	88,972	83,879	78,716	76,361	74,100	69,800	65,700	61,800	58,200	54,800	51,700	48,800	46,200	43,800		
War Widow(er)s (WW)	107,953	110,656	113,059	114,235	114,418	114,239	112,882	110,590	108,023	104,760	101,090	96,761	94,352	92,200	87,500	82,400	77,000	71,400	65,800	60,200	54,900	49,800	45,200		
Orphans (O)	410	382	344	298	270	239	222	198	193	201	190	187	172	170	160	150	130	120	110	110	100	100	100		
Children of Disabled Veterans (DC)	3,165	1,690	1,404	243	206	170	131	91	49	14	0	0	0	0	0	0	0	0	0	0	0	0	0		
Adequate Means of Support (AMS) (a)	683	657	600	576	555	539	517	500	485	469	449	431	422	410	400	390	380	360	350	340	330	320	310		
Disability Pension Wives / Widow(er)s (DPD)	56,596	51,148	47,016	43,078	39,399	35,878	32,666	29,627	26,815	24,299	0	0	0	0	0	0	0	0	0	0	0	0	0		
Commonwealth Seniors Health Cards (CSHC)	n/a	n/a	3,374	3,537	4,018	5,330	5,808	6,119	5,188	4,752	4,153	4,100	3,956	3,900	3,700	3,600	3,400	3,100	2,900	2,700	2,400	2,200	2,100		
Age Pension Partners (APP)	n/a	n/a	3,010	2,862	2,694	2,662	2,614	2,489	2,445	2,311	2,161	2,008	1,931	1,900	1,700	1,500	1,400	1,300	1,200	1,000	900	900	800		
Overlap Between Dependant Categories	n/a	n/a	n/a	25,912	24,060	27,801	26,039	24,201	22,993	20,910	3,819	3,611	3,328	3,200	3,100	2,900	2,700	2,500	2,400	2,200	2,000	1,900	1,700		
DFISA Dependents Only						9,444	9,061	8,993	9,691	8,285	7,282	6,974	6,715	6,700	6,800	6,900	7,000	7,100	7,200	7,400	7,500	7,700	7,900		
Other Allowances or Benefits Only	n/a	n/a	n/a	355	730	372	264	646	103	173	0	0	0	0	0	0	0	0	0	0	0	0	0		
<b>Total Dependents</b>	<b>269,010</b>	<b>265,618</b>	<b>265,848</b>	<b>259,159</b>	<b>252,241</b>	<b>249,670</b>	<b>241,236</b>	<b>231,916</b>	<b>223,958</b>	<b>213,326</b>	<b>195,385</b>	<b>185,566</b>	<b>180,581</b>	<b>176,000</b>	<b>166,400</b>	<b>156,600</b>	<b>146,800</b>	<b>137,000</b>	<b>127,500</b>	<b>118,300</b>	<b>109,600</b>	<b>101,400</b>	<b>93,900</b>		
<b>Overlap Between Total Veterans and Dependents</b>	n/a	n/a	4,832	4,760	4,739	4,677	4,703	4,497	4,301	4,046	3,564	3,290	3,124	3,000	2,900	2,700	2,600	2,400	2,300	2,100	2,000	1,900	1,800		
<b>Beneficiaries - Net Total</b>	<b>539,873</b>	<b>528,699</b>	<b>517,963</b>	<b>502,437</b>	<b>484,881</b>	<b>472,227</b>	<b>453,101</b>	<b>433,334</b>	<b>414,968</b>	<b>394,810</b>	<b>367,815</b>	<b>348,929</b>	<b>339,700</b>	<b>330,800</b>	<b>312,900</b>	<b>295,400</b>	<b>278,600</b>	<b>262,500</b>	<b>247,500</b>	<b>233,500</b>	<b>220,600</b>	<b>208,900</b>	<b>198,100</b>		



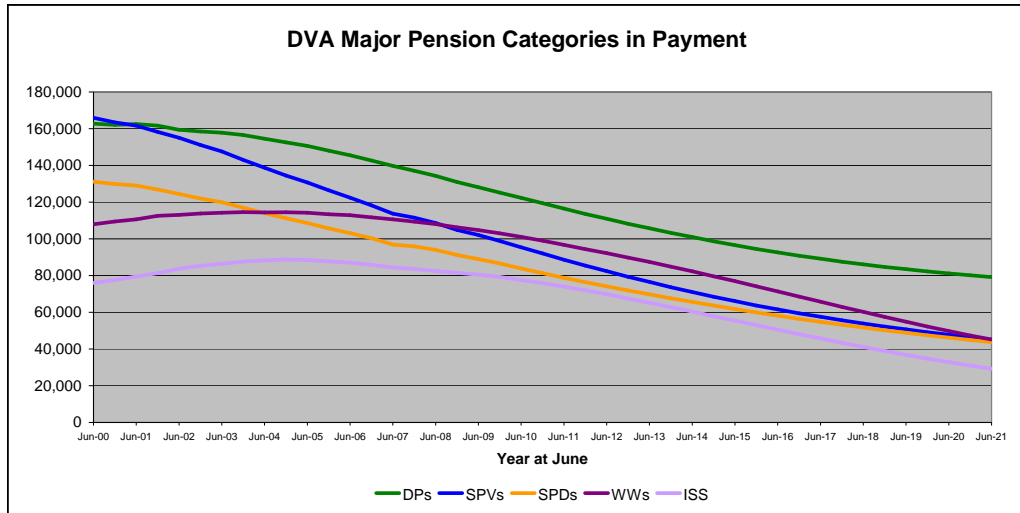
Date of Most Recent Actual Data : 30 Dec 2011  
Date When This Version is Current : 20 Jan 2012

Continued next page

# DVA PROJECTED BENEFICIARY NUMBERS WITH ACTUALS TO 31 DECEMBER 2011 - AUSTRALIA

Executive Summary of DVA Beneficiaries in Receipt of Pension(s), Allowance(s) or Health Care Under the Veterans' Entitlements Act 1986

BENEFICIARY CATEGORY (Subsets of Net Total Beneficiaries on Previous Page)	ACTUAL DATA													FORECAST DATA									
	June 2000	June 2001	June 2002	June 2003	June 2004	June 2005	June 2006	June 2007	June 2008	June 2009	June 2010	June 2011	Dec 2011	June 2012	June 2013	June 2014	June 2015	June 2016	June 2017	June 2018	June 2019	June 2020	June 2021
<b>Total Income Support Beneficiaries (a)</b>	387,747	382,775	378,108	368,572	355,675	361,459	345,907	328,248	317,655	300,803	283,823	267,297	258,921	251,100	235,500	220,500	206,300	192,900	180,500	169,000	158,600	149,100	140,600
<b>Total Disability Compensation Beneficiaries (b)</b>	330,388	325,829	320,571	314,358	307,514	299,774	290,089	278,927	268,125	256,201	222,876	212,749	207,415	202,700	192,800	182,900	173,200	163,700	154,600	146,100	138,100	130,800	124,100
<b>Health Treatment Card Holders :</b>																							
Gold Card Holders	287,066	283,925	281,448	277,747	269,544	260,864	250,957	240,642	230,224	218,858	207,945	196,619	190,875	185,500	174,400	163,600	153,200	143,200	133,800	124,900	116,700	109,100	102,300
White Card Holders	61,930	61,206	59,268	57,413	56,254	55,469	54,272	52,979	51,358	50,390	49,621	48,986	48,709	48,200	47,300	46,300	45,300	44,300	43,400	42,700	42,000	41,500	41,100
<b>Total Health Treatment Card Holders</b>	<b>348,996</b>	<b>345,131</b>	<b>340,716</b>	<b>335,160</b>	<b>325,798</b>	<b>316,333</b>	<b>305,229</b>	<b>293,621</b>	<b>281,582</b>	<b>269,248</b>	<b>257,566</b>	<b>245,605</b>	<b>239,584</b>	<b>233,700</b>	<b>221,700</b>	<b>209,900</b>	<b>198,500</b>	<b>187,600</b>	<b>177,200</b>	<b>167,600</b>	<b>158,700</b>	<b>150,700</b>	<b>143,300</b>
<b>Other Categories of Interest:</b>																							
Income Support Supplement (ISS)	76,000	79,491	83,741	86,443	88,269	88,493	87,003	84,471	82,550	80,521	77,584	73,970	71,978	69,800	65,200	60,400	55,500	50,600	45,800	41,200	36,800	32,900	29,300
Total Age Pensioners (AP)	8,355	7,872	7,462	7,095	6,663	6,526	6,385	6,068	5,896	5,572	5,167	4,779	4,590	4,400	4,100	3,800	3,500	3,200	3,000	2,800	2,600	2,500	2,300
Total Commonwealth Seniors Health Cards (CSHC)	6,316	4,717	7,387	7,530	7,992	9,975	10,685	11,086	9,279	8,390	7,269	7,014	6,686	6,500	6,200	5,800	5,400	5,000	4,600	4,200	3,900	3,500	3,200
Repatriation Pharmaceutical Benefits Cards (RPBC)		21,726	20,672	19,284	17,874	16,438	14,963	13,395	11,951	10,614	9,293	8,623		7,900	6,500	5,300	4,300	3,400	2,700	2,100	1,600	1,200	900
DFISA Total						22,141	21,182	20,793	22,227	19,660	18,678	17,941	17,414	17,200	16,900	16,800	16,800	17,000	17,200	17,500	17,900	18,400	18,900

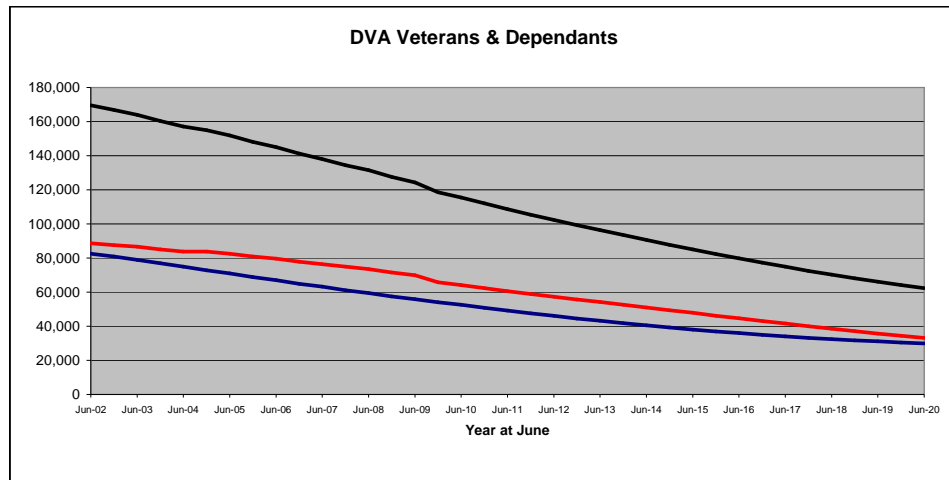


Date of Most Recent Actual Data : 30 Dec 2011  
 Date When This Version is Current : 20 Jan 2012

# DVA PROJECTED BENEFICIARY NUMBERS WITH ACTUALS TO 31 DECEMBER 2011 - NEW SOUTH WALES

Executive Summary of DVA Beneficiaries in Receipt of Pension(s), Allowance(s) or Health Care Under the Veterans' Entitlements Act 1986

BENEFICIARY CATEGORY	ACTUAL DATA													FORECAST DATA										
	June 2000	June 2001	June 2002	June 2003	June 2004	June 2005	June 2006	June 2007	June 2008	June 2009	June 2010	June 2011	Dec 2011	June 2012	June 2013	June 2014	June 2015	June 2016	June 2017	June 2018	June 2019	June 2020	June 2021	
<b>Veterans :</b>																								
Disability Pensioners in Payment (DP)	n/a	n/a	52,436	51,441	49,576	47,639	45,435	43,181	40,964	38,654	36,510	34,235	33,115	32,100	30,200	28,400	26,700	25,300	24,000	22,900	21,900	21,100	20,500	
Age Pension Veterans (APV) (Included Above)	n/a	n/a	1,654	1,567	1,459	1,423	1,371	1,281	1,230	1,159	1,055	959	891	800	800	700	600	600	500	500	400	400	400	
Service Pension Veterans (SPV)	n/a	n/a	50,274	47,486	44,205	41,292	38,366	35,676	33,825	31,649	29,497	27,210	26,098	25,100	23,100	21,300	19,600	18,200	16,900	15,800	14,800	13,900	13,200	
Overlap Between DPs and SPVs	n/a	n/a	29,898	29,090	27,599	26,173	24,525	22,931	22,028	20,748	19,371	17,961	17,254	16,600	15,200	14,000	12,900	11,900	11,000	10,200	9,500	8,900	8,300	
Treatment / Pharmaceutical Cards or Allowances Only Recipients	n/a	n/a	9,692	9,161	8,763	8,200	7,709	7,280	6,612	6,262	5,928	5,671	5,573	5,400	5,100	4,900	4,600	4,400	4,200	4,000	3,900	3,800	3,600	
<b>Total Veterans</b>	<b>n/a</b>	<b>n/a</b>	<b>82,503</b>	<b>78,998</b>	<b>74,945</b>	<b>70,958</b>	<b>66,985</b>	<b>63,206</b>	<b>59,373</b>	<b>55,817</b>	<b>52,564</b>	<b>49,155</b>	<b>47,532</b>	<b>46,100</b>	<b>43,200</b>	<b>40,500</b>	<b>38,100</b>	<b>36,000</b>	<b>34,100</b>	<b>32,500</b>	<b>31,100</b>	<b>30,000</b>	<b>29,000</b>	
<b>Dependants :</b>																								
Service Pension Dependents (SPD)	n/a	n/a	39,726	37,849	35,586	33,468	31,483	29,488	28,393	26,619	24,994	23,287	22,493	21,800	20,300	19,000	17,800	16,700	15,700	14,800	13,900	13,200	12,500	
War Widow(er)s (WW)	n/a	n/a	40,182	40,692	40,525	40,454	40,000	39,151	38,214	37,136	35,855	34,128	33,317	32,500	30,800	28,900	27,000	24,900	22,800	20,800	18,800	16,900	15,100	
Orphans (O)	n/a	n/a	108	86	75	80	71	67	63	71	53	47	45	40	40	40	30	30	20	20	20	20	20	
Children of Disabled Veterans (DC)	n/a	n/a	171	106	92	80	67	50	25	6	0	0	0	0	0	0	0	0	0	0	0	0	0	
Adequate Means of Support (AMS) (a)	n/a	n/a	193	191	184	178	173	165	158	155	150	145	140	140	130	130	120	120	120	110	110	110	100	
Disability Pension Wives / Widow(er)s (DPD)	n/a	n/a	15,008	13,710	12,495	11,328	10,272	9,275	8,344	7,492	0	0	0	0	0	0	0	0	0	0	0	0	0	
Commonwealth Seniors Health Cards (CSHC)	n/a	n/a	1,065	1,067	1,065	1,605	1,689	1,783	1,512	1,391	1,206	1,183	1,150	1,100	1,100	1,000	900	900	800	700	700	600	500	
Age Pension Partners (APP)	n/a	n/a	1,077	1,017	951	945	926	876	867	811	754	692	653	600	600	500	500	400	400	300	300	300	200	
Overlap Between Dependant Categories	n/a	n/a	n/a	8,114	7,218	8,730	8,073	7,502	7,126	6,256	1,147	1,087	973	900	900	800	800	700	700	600	600	500	500	
DFISA Dependents Only						3,036	2,928	2,855	3,075	2,356	2,290	2,146	2,041	2,000	2,000	2,000	2,000	2,000	2,000	2,100	2,100	2,100	2,200	
Other Allowances or Benefits Only						74	56	111	22	63	0	0	0	0	0	0	0	0	0	0	0	0	0	
<b>Total Dependents</b>	<b>n/a</b>	<b>n/a</b>	<b>88,641</b>	<b>86,604</b>	<b>83,755</b>	<b>82,518</b>	<b>79,592</b>	<b>76,319</b>	<b>73,547</b>	<b>69,844</b>	<b>64,155</b>	<b>60,541</b>	<b>58,866</b>	<b>57,400</b>	<b>54,200</b>	<b>51,000</b>	<b>47,800</b>	<b>44,700</b>	<b>41,600</b>	<b>38,600</b>	<b>35,700</b>	<b>33,100</b>	<b>30,600</b>	
<b>Overlap Between Total Veterans and Dependents</b>	<b>n/a</b>	<b>n/a</b>	<b>1,625</b>	<b>1,625</b>	<b>1,626</b>	<b>1,591</b>	<b>1,601</b>	<b>1,541</b>	<b>1,469</b>	<b>1,367</b>	<b>1,203</b>	<b>1,089</b>	<b>1,055</b>	<b>1,000</b>	<b>1,000</b>	<b>900</b>	<b>900</b>	<b>800</b>	<b>800</b>	<b>700</b>	<b>700</b>	<b>600</b>	<b>600</b>	
<b>Beneficiaries - Net Total</b>	<b>n/a</b>	<b>n/a</b>	<b>169,519</b>	<b>163,977</b>	<b>157,074</b>	<b>151,885</b>	<b>144,976</b>	<b>137,984</b>	<b>131,451</b>	<b>124,363</b>	<b>115,516</b>	<b>108,607</b>	<b>105,343</b>	<b>102,400</b>	<b>96,400</b>	<b>90,600</b>	<b>85,100</b>	<b>79,800</b>	<b>74,900</b>	<b>70,300</b>	<b>66,200</b>	<b>62,400</b>	<b>59,000</b>	



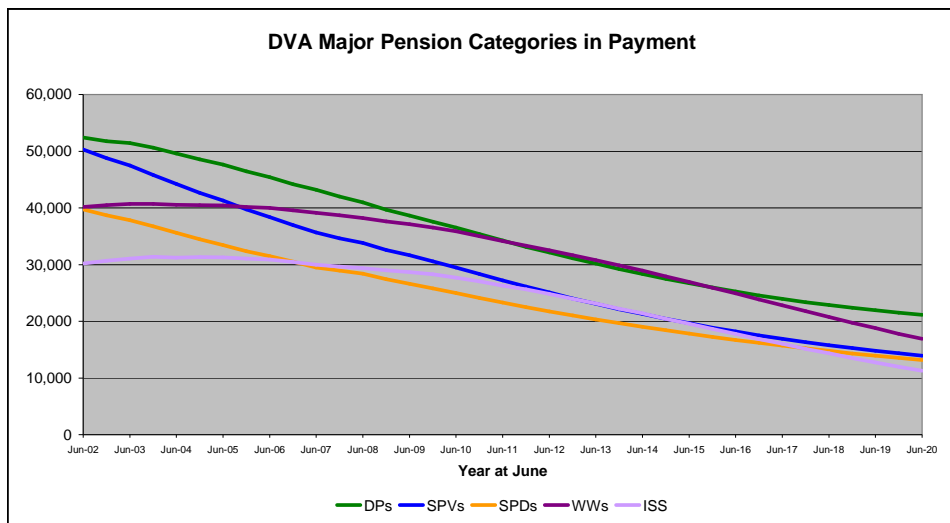
Date of Most Recent Actual Data : 30 Dec 2011  
Date When This Version is Current : 20 Jan 2012

Continued next page

# DVA PROJECTED BENEFICIARY NUMBERS WITH ACTUALS TO 31 DECEMBER 2011 - NEW SOUTH WALES

Executive Summary of DVA Beneficiaries in Receipt of Pension(s), Allowance(s) or Health Care Under the Veterans' Entitlements Act 1986

BENEFICIARY CATEGORY (Subsets of Net Total Beneficiaries on Previous Page)	ACTUAL DATA													FORECAST DATA									
	June 2000	June 2001	June 2002	June 2003	June 2004	June 2005	June 2006	June 2007	June 2008	June 2009	June 2010	June 2011	Dec 2011	June 2012	June 2013	June 2014	June 2015	June 2016	June 2017	June 2018	June 2019	June 2020	June 2021
<b>Total Income Support Beneficiaries (a)</b>	n/a	n/a	125,327	121,347	115,765	117,077	111,603	105,812	102,001	96,032	90,761	84,838	81,941	79,500	74,500	69,800	65,300	61,000	57,100	53,500	50,200	47,200	44,500
<b>Total Disability Compensation Beneficiaries (b)</b>	n/a	n/a	107,432	105,551	102,274	99,102	95,364	91,253	87,158	82,930	72,155	68,170	66,245	64,700	61,600	58,400	55,300	52,300	49,400	46,700	44,100	41,800	39,600
<b>Health Treatment Card Holders :</b>																							
Gold Card Holders	n/a	n/a	96,995	95,667	92,244	88,901	85,172	81,423	77,541	73,472	69,607	65,139	63,033	61,000	57,000	53,000	49,200	45,500	42,000	38,800	35,800	33,000	30,500
White Card Holders	n/a	n/a	16,908	15,989	15,507	15,056	14,562	13,987	13,379	13,013	12,643	12,346	12,209	12,000	11,700	11,400	11,100	10,800	10,500	10,200	10,100	9,900	9,800
<b>Total Health Treatment Card Holders</b>	<b>n/a</b>	<b>n/a</b>	<b>113,902</b>	<b>111,656</b>	<b>107,751</b>	<b>103,957</b>	<b>99,734</b>	<b>95,410</b>	<b>90,920</b>	<b>86,485</b>	<b>82,250</b>	<b>77,485</b>	<b>75,242</b>	<b>73,100</b>	<b>68,700</b>	<b>64,400</b>	<b>60,200</b>	<b>56,300</b>	<b>52,500</b>	<b>49,000</b>	<b>45,800</b>	<b>42,900</b>	<b>40,300</b>
<b>Other Categories of Interest:</b>																							
Income Support Supplement (ISS)	n/a	n/a	30,192	31,053	31,213	31,280	30,892	29,992	29,362	28,692	27,697	26,278	25,620	24,800	23,100	21,400	19,600	17,800	16,000	14,300	12,700	11,300	9,900
Total Age Pensioners (AP)	n/a	n/a	2,731	2,584	2,410	2,368	2,297	2,157	2,097	1,970	1,809	1,651	1,544	1,500	1,300	1,200	1,100	1,000	900	800	700	600	600
Total Commonwealth Seniors Health Cards (CSHC)	n/a	n/a	2,404	2,375	2,351	3,129	3,252	3,333	2,750	2,475	2,136	2,037	1,942	1,900	1,800	1,600	1,500	1,400	1,200	1,100	1,000	900	800
Repatriation Pharmaceutical Benefits Cards (RPBC)			6,186	5,889	5,477	5,064	4,676	4,283	3,847	3,445	3,072	2,668	2,482	2,300	1,900	1,500	1,200	1,000	800	600	500	400	300
DFISA Total						7,391	7,097	6,858	7,310	6,166	6,089	5,691	5,451	5,300	5,100	4,900	4,800	4,800	4,800	4,800	4,900	5,000	5,100

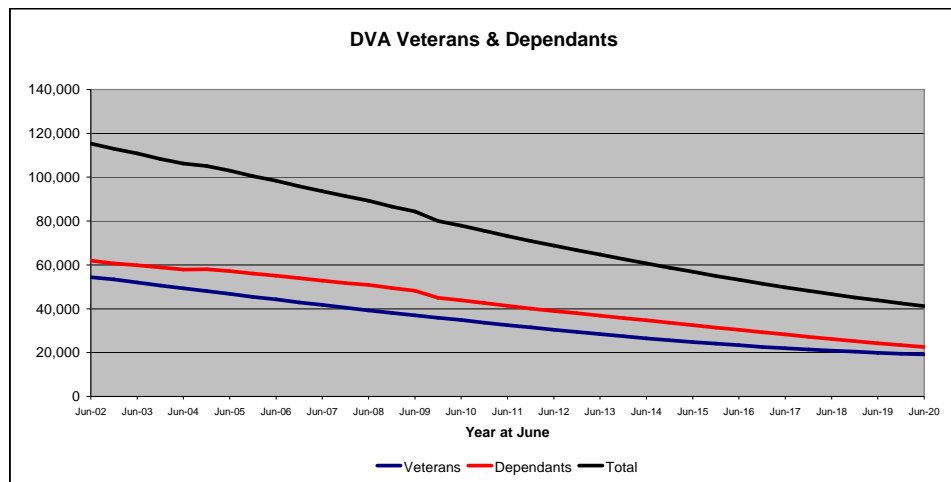


Date of Most Recent Actual Data : 30 Dec 2011  
 Date When This Version is Current : 20 Jan 2012

# DVA PROJECTED BENEFICIARY NUMBERS WITH ACTUALS TO 31 DECEMBER 2011 - VICTORIA

Executive Summary of DVA Beneficiaries in Receipt of Pension(s), Allowance(s) or Health Care Under the Veterans' Entitlements Act 1986

BENEFICIARY CATEGORY	ACTUAL DATA													FORECAST DATA										
	June 2000	June 2001	June 2002	June 2003	June 2004	June 2005	June 2006	June 2007	June 2008	June 2009	June 2010	June 2011	Dec 2011	June 2012	June 2013	June 2014	June 2015	June 2016	June 2017	June 2018	June 2019	June 2020	June 2021	
<b>Veterans :</b>																								
Disability Pensioners in Payment (DP)	n/a	n/a	32,514	32,136	31,236	30,121	28,789	27,421	26,117	24,668	23,268	21,801	21,118	20,400	19,100	17,900	16,800	15,800	14,900	14,100	13,500	13,000	12,500	
Age Pension Veterans (APV) (Included Above)	n/a	n/a	1,101	1,040	961	918	880	856	814	767	698	633	606	600	500	500	400	400	400	300	300	300	300	
Service Pension Veterans (SPV)	n/a	n/a	32,857	30,932	28,855	27,096	25,193	23,259	22,192	20,752	19,257	17,756	17,078	16,400	15,000	13,800	12,700	11,700	10,800	10,100	9,500	8,900	8,400	
Overlap Between DPs and SPVs	n/a	n/a	17,951	17,620	17,027	16,236	15,249	14,224	13,779	12,995	12,149	11,253	10,855	10,400	9,500	8,800	8,000	7,400	6,800	6,300	5,900	5,500	5,200	
Treatment / Pharmaceutical Cards or Allowances Only Recipients	n/a	n/a	7,007	6,586	6,204	5,825	5,559	5,269	4,752	4,570	4,468	4,222	4,157	4,000	3,800	3,600	3,400	3,300	3,100	3,000	2,900	2,800	2,700	
<b>Total Veterans</b>	<b>n/a</b>	<b>n/a</b>	<b>54,428</b>	<b>52,034</b>	<b>49,268</b>	<b>46,806</b>	<b>44,292</b>	<b>41,725</b>	<b>39,282</b>	<b>36,995</b>	<b>34,844</b>	<b>32,526</b>	<b>31,498</b>	<b>30,500</b>	<b>28,400</b>	<b>26,500</b>	<b>24,800</b>	<b>23,300</b>	<b>22,000</b>	<b>20,900</b>	<b>20,000</b>	<b>19,100</b>	<b>18,400</b>	
<b>Dependants :</b>																								
Service Pension Dependents (SPD)	n/a	n/a	26,542	25,311	23,893	22,780	21,454	20,117	19,505	18,395	17,239	16,028	15,479	15,000	14,000	13,000	12,200	11,400	10,700	10,000	9,400	8,900	8,400	
War Widow(er)s (WW)	n/a	n/a	28,542	28,703	28,552	28,291	27,844	27,078	26,282	25,402	24,328	23,214	22,529	22,000	20,700	19,400	18,000	16,500	15,000	13,600	12,200	10,800	9,600	
Orphans (O)	n/a	n/a	63	55	49	38	35	26	25	27	32	30	30	30	30	30	30	30	30	30	30	20	20	
Children of Disabled Veterans (DC)	n/a	n/a	598	13	14	11	9	4	1	1	0	0	0	0	0	0	0	0	0	0	0	0	0	
Adequate Means of Support (AMS) (a)	n/a	n/a	145	130	127	125	120	114	115	111	105	101	100	100	90	90	90	90	80	80	80	80	70	
Disability Pension Wives / Widow(er)s (DPD)	n/a	n/a	10,616	9,631	8,744	7,977	7,219	6,538	5,863	5,256	0	0	0	0	0	0	0	0	0	0	0	0	0	
Commonwealth Seniors Health Cards (CSHC)	n/a	n/a	736	805	1,162	1,403	1,555	1,549	1,280	1,137	940	915	877	900	800	700	700	600	500	500	400	400	300	
Age Pension Partners (APP)	n/a	n/a	764	732	680	647	619	598	584	542	505	469	447	400	400	300	300	300	200	200	200	200	100	
Overlap Between Dependant Categories	n/a	n/a	n/a	5,570	5,291	6,394	5,940	5,471	5,137	4,427	911	846	784	800	700	700	600	600	600	500	500	400	400	
DFISA Dependents Only						2,247	2,132	2,107	2,292	1,761	1,582	1,478	1,375	1,400	1,300	1,300	1,300	1,300	1,300	1,300	1,300	1,300	1,300	
Other Allowances or Benefits Only						105	61	108	15	37	0	0	0	0	0	0	0	0	0	0	0	0	0	
<b>Total Dependents</b>	<b>n/a</b>	<b>n/a</b>	<b>61,993</b>	<b>59,810</b>	<b>57,930</b>	<b>57,230</b>	<b>55,108</b>	<b>52,768</b>	<b>50,825</b>	<b>48,242</b>	<b>43,820</b>	<b>41,389</b>	<b>40,053</b>	<b>39,000</b>	<b>36,900</b>	<b>34,700</b>	<b>32,600</b>	<b>30,400</b>	<b>28,300</b>	<b>26,200</b>	<b>24,300</b>	<b>22,500</b>	<b>20,800</b>	
<b>Overlap Between Total Veterans and Dependents</b>	<b>n/a</b>	<b>n/a</b>	<b>1,020</b>	<b>1,007</b>	<b>993</b>	<b>987</b>	<b>970</b>	<b>938</b>	<b>893</b>	<b>870</b>	<b>799</b>	<b>747</b>	<b>692</b>	<b>700</b>	<b>600</b>	<b>600</b>	<b>600</b>	<b>500</b>	<b>500</b>	<b>500</b>	<b>400</b>	<b>400</b>	<b>400</b>	
<b>Beneficiaries - Net Total</b>	<b>n/a</b>	<b>n/a</b>	<b>115,401</b>	<b>110,837</b>	<b>106,205</b>	<b>103,049</b>	<b>98,430</b>	<b>93,555</b>	<b>89,214</b>	<b>84,411</b>	<b>77,865</b>	<b>73,168</b>	<b>70,859</b>	<b>68,800</b>	<b>64,700</b>	<b>60,700</b>	<b>56,800</b>	<b>53,200</b>	<b>49,800</b>	<b>46,700</b>	<b>43,800</b>	<b>41,200</b>	<b>38,800</b>	



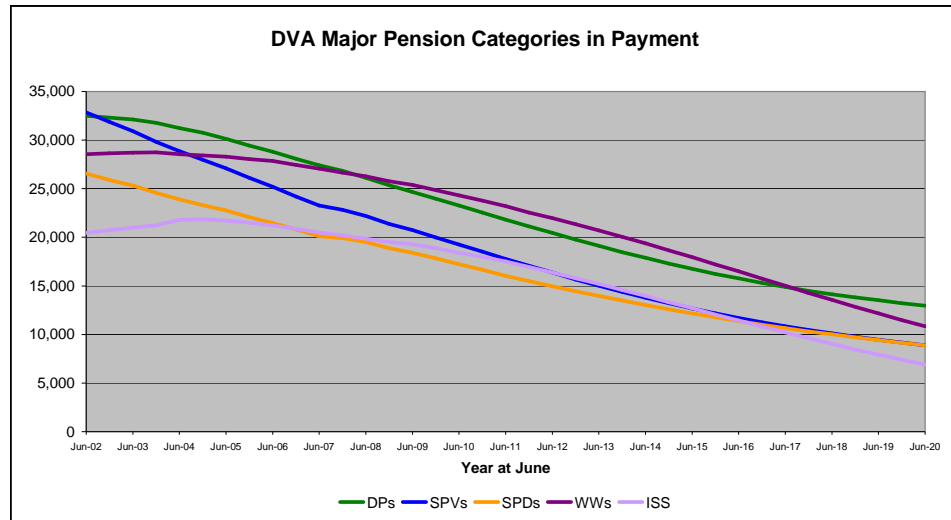
Date of Most Recent Actual Data : 30 Dec 2011  
Date When This Version is Current : 20 Jan 2012

Continued next page

## DVA PROJECTED BENEFICIARY NUMBERS WITH ACTUALS TO 31 DECEMBER 2011 - VICTORIA

Executive Summary of DVA Beneficiaries in Receipt of Pension(s), Allowance(s) or Health Care Under the Veterans' Entitlements Act 1986

BENEFICIARY CATEGORY (Subsets of Net Total Beneficiaries on Previous Page)	ACTUAL DATA													FORECAST DATA									
	June 2000	June 2001	June 2002	June 2003	June 2004	June 2005	June 2006	June 2007	June 2008	June 2009	June 2010	June 2011	Dec 2011	June 2012	June 2013	June 2014	June 2015	June 2016	June 2017	June 2018	June 2019	June 2020	June 2021
<b>Total Income Support Beneficiaries (a)</b>	n/a	n/a	83,430	80,774	78,302	79,697	75,928	71,758	69,240	65,013	60,844	56,943	54,850	53,200	49,900	46,700	43,700	40,900	38,200	35,800	33,600	31,600	29,800
<b>Total Disability Compensation Beneficiaries (b)</b>	n/a	n/a	72,067	70,259	68,304	66,152	63,617	60,789	58,031	55,098	47,447	44,880	43,532	42,500	40,500	38,400	36,300	34,400	32,500	30,700	29,000	27,400	26,000
<b>Health Treatment Card Holders :</b>																							
Gold Card Holders	n/a	n/a	65,907	64,383	62,043	59,711	57,183	54,430	51,752	48,925	46,076	43,109	41,631	40,200	37,400	34,600	32,000	29,400	27,000	24,700	22,600	20,700	19,000
White Card Holders	n/a	n/a	11,214	10,770	10,478	10,189	9,948	9,667	9,285	9,099	8,915	8,631	8,532	8,400	8,100	7,900	7,600	7,300	7,100	6,900	6,800	6,600	6,500
<b>Total Health Treatment Card Holders</b>	<b>n/a</b>	<b>n/a</b>	<b>77,122</b>	<b>75,153</b>	<b>72,521</b>	<b>69,900</b>	<b>67,131</b>	<b>64,097</b>	<b>61,037</b>	<b>58,024</b>	<b>54,991</b>	<b>51,740</b>	<b>50,163</b>	<b>48,600</b>	<b>45,500</b>	<b>42,500</b>	<b>39,500</b>	<b>36,700</b>	<b>34,100</b>	<b>31,600</b>	<b>29,400</b>	<b>27,300</b>	<b>25,500</b>
<b>Other Categories of Interest:</b>																							
Income Support Supplement (ISS)	n/a	n/a	20,468	20,993	21,773	21,723	21,219	20,493	19,868	19,301	18,401	17,516	16,935	16,400	15,200	14,000	12,700	11,400	10,200	9,000	7,900	6,900	6,000
Total Age Pensioners (AP)	n/a	n/a	1,865	1,772	1,641	1,565	1,499	1,454	1,398	1,309	1,203	1,102	1,053	1,000	900	800	700	700	600	500	500	400	400
Total Commonwealth Seniors Health Cards (CSHC)	n/a	n/a	1,697	1,766	2,140	2,549	2,767	2,730	2,237	1,952	1,624	1,556	1,469	1,400	1,300	1,200	1,100	1,000	900	800	700	600	600
Repatriation Pharmaceutical Benefits Cards (RPBC)			4,731	4,520	4,217	3,937	3,646	3,302	2,967	2,678	2,362	2,065	1,911	1,700	1,400	1,200	900	800	600	500	300	300	200
DFISA Total						5,184	4,957	4,850	5,196	4,347	4,092	3,863	3,667	3,500	3,300	3,100	3,000	2,900	2,900	2,800	2,800	2,900	2,900

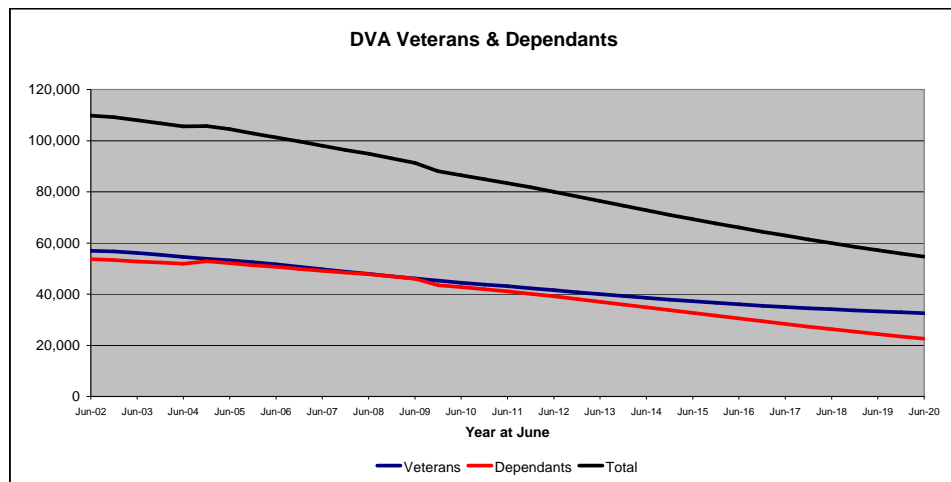


Date of Most Recent Actual Data : 30 Dec 2011  
Date When This Version is Current : 20 Jan 2012

# DVA PROJECTED BENEFICIARY NUMBERS WITH ACTUALS TO 31 DECEMBER 2011 - QUEENSLAND

Executive Summary of DVA Beneficiaries in Receipt of Pension(s), Allowance(s) or Health Care Under the Veterans' Entitlements Act 1986

BENEFICIARY CATEGORY	ACTUAL DATA													FORECAST DATA										
	June 2000	June 2001	June 2002	June 2003	June 2004	June 2005	June 2006	June 2007	June 2008	June 2009	June 2010	June 2011	Dec 2011	June 2012	June 2013	June 2014	June 2015	June 2016	June 2017	June 2018	June 2019	June 2020	June 2021	
<b>Veterans :</b>																								
Disability Pensioners in Payment (DP)	n/a	n/a	38,198	38,545	38,660	38,392	37,746	36,828	35,933	34,721	33,738	32,795	32,205	31,800	30,900	30,100	29,400	28,700	28,100	27,600	27,200	26,800	26,400	
Age Pension Veterans (APV) (Included Above)	n/a	n/a	851	822	778	764	758	725	714	698	675	643	640	600	600	600	600	600	600	600	600	600	600	
Service Pension Veterans (SPV)	n/a	n/a	33,656	32,648	31,087	29,703	28,343	26,450	25,533	24,202	22,809	21,542	20,940	20,400	19,200	18,100	17,100	16,200	15,300	14,600	13,800	13,100	12,500	
Overlap Between DPs and SPVs	n/a	n/a	20,276	20,278	20,244	19,774	19,223	18,274	17,919	17,265	16,496	15,773	15,437	15,100	14,400	13,700	13,100	12,500	11,900	11,400	10,900	10,500	10,000	
Treatment / Pharmaceutical Cards or Allowances Only Recipients	n/a	n/a	5,379	5,229	5,059	4,948	4,731	4,779	4,412	4,473	4,451	4,510	4,620	4,500	4,300	4,000	3,800	3,600	3,500	3,300	3,200	3,100	3,000	
<b>Total Veterans</b>	<b>n/a</b>	<b>n/a</b>	<b>56,957</b>	<b>56,144</b>	<b>54,562</b>	<b>53,269</b>	<b>51,597</b>	<b>49,783</b>	<b>47,959</b>	<b>46,131</b>	<b>44,502</b>	<b>43,074</b>	<b>42,328</b>	<b>41,500</b>	<b>40,000</b>	<b>38,500</b>	<b>37,200</b>	<b>36,000</b>	<b>35,000</b>	<b>34,100</b>	<b>33,300</b>	<b>32,500</b>	<b>31,900</b>	
<b>Dependants :</b>																								
Service Pension Dependants (SPD)	n/a	n/a	26,200	25,671	24,660	23,717	22,843	21,579	21,120	20,215	19,172	18,176	17,754	17,300	16,500	15,800	15,000	14,300	13,700	13,100	12,500	11,900	11,400	
War Widow(er)s (WW)	n/a	n/a	21,896	22,417	22,723	22,850	22,631	22,292	21,935	21,392	20,836	20,189	19,769	19,400	18,500	17,600	16,700	15,700	14,600	13,600	12,700	11,800	10,900	
Orphans (O)	n/a	n/a	96	82	85	73	70	63	62	58	58	65	56	50	40	40	30	30	20	20	20	20	20	
Children of Disabled Veterans (DC)	n/a	n/a	530	52	43	33	21	14	7	3	0	0	0	0	0	0	0	0	0	0	0	0	0	
Adequate Means of Support (AMS) (a)	n/a	n/a	100	97	97	93	90	89	88	85	83	80	78	80	70	70	70	70	60	60	60	60	60	
Disability Pension Wives / Widow(er)s (DPD)	n/a	n/a	9,269	8,575	7,884	7,172	6,563	6,005	5,480	5,062	0	0	0	0	0	0	0	0	0	0	0	0	0	
Commonwealth Seniors Health Cards (CSHC)	n/a	n/a	491	521	567	820	875	970	802	737	697	705	685	700	700	700	700	600	600	600	600	500	500	
Age Pension Partners (APP)	n/a	n/a	562	527	495	505	497	480	476	457	440	403	401	400	400	300	300	300	300	200	200	200	200	
Overlap Between Dependant Categories	n/a	n/a	n/a	5,182	4,615	5,433	5,098	4,727	4,543	4,062	612	570	528	500	500	500	400	400	400	300	300	300	300	
DFISA Dependants Only						2,180	2,092	2,150	2,320	2,007	2,037	1,986	1,957	2,000	2,100	2,100	2,200	2,300	2,300	2,400	2,500	2,600	2,600	
Other Allowances or Benefits Only						76	66	205	42	44	0	0	0	0	0	0	0	0	0	0	0	0	0	
<b>Total Dependants</b>	<b>n/a</b>	<b>n/a</b>	<b>53,709</b>	<b>52,760</b>	<b>51,939</b>	<b>52,086</b>	<b>50,650</b>	<b>49,120</b>	<b>47,789</b>	<b>45,998</b>	<b>42,711</b>	<b>41,034</b>	<b>40,172</b>	<b>39,100</b>	<b>37,000</b>	<b>34,800</b>	<b>32,700</b>	<b>30,500</b>	<b>28,400</b>	<b>26,300</b>	<b>24,400</b>	<b>22,600</b>	<b>20,900</b>	
<b>Overlap Between Total Veterans and Dependants</b>	<b>n/a</b>	<b>n/a</b>	<b>919</b>	<b>906</b>	<b>912</b>	<b>909</b>	<b>955</b>	<b>911</b>	<b>881</b>	<b>837</b>	<b>747</b>	<b>698</b>	<b>652</b>	<b>600</b>	<b>600</b>	<b>600</b>	<b>500</b>	<b>500</b>	<b>500</b>	<b>400</b>	<b>400</b>	<b>400</b>	<b>400</b>	
<b>Beneficiaries - Net Total</b>	<b>n/a</b>	<b>n/a</b>	<b>109,748</b>	<b>107,998</b>	<b>105,589</b>	<b>104,446</b>	<b>101,292</b>	<b>97,992</b>	<b>94,867</b>	<b>91,327</b>	<b>86,466</b>	<b>83,410</b>	<b>81,848</b>	<b>80,100</b>	<b>76,400</b>	<b>72,800</b>	<b>69,300</b>	<b>66,000</b>	<b>62,900</b>	<b>60,000</b>	<b>57,200</b>	<b>54,700</b>	<b>52,400</b>	



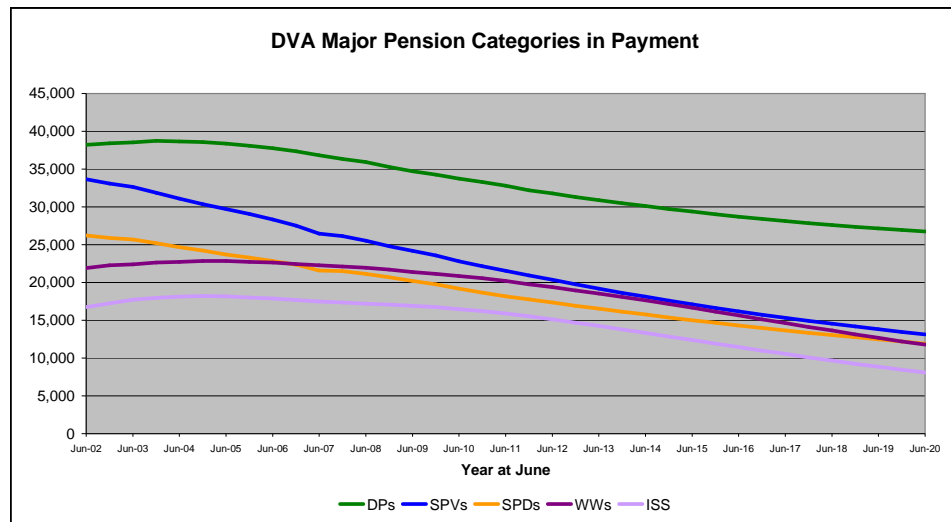
Date of Most Recent Actual Data : 30 Dec 2011  
Date When This Version is Current : 20 Jan 2012

Continued next page

## DVA PROJECTED BENEFICIARY NUMBERS WITH ACTUALS TO 31 DECEMBER 2011 - QUEENSLAND

Executive Summary of DVA Beneficiaries in Receipt of Pension(s), Allowance(s) or Health Care Under the Veterans' Entitlements Act 1986

BENEFICIARY CATEGORY (Subsets of Net Total Beneficiaries on Previous Page)	ACTUAL DATA													FORECAST DATA									
	June 2000	June 2001	June 2002	June 2003	June 2004	June 2005	June 2006	June 2007	June 2008	June 2009	June 2010	June 2011	Dec 2011	June 2012	June 2013	June 2014	June 2015	June 2016	June 2017	June 2018	June 2019	June 2020	June 2021
<b>Total Income Support Beneficiaries (a)</b>	n/a	n/a	79,167	78,563	76,395	78,710	76,047	72,621	70,988	67,849	64,975	62,020	60,566	58,700	55,100	51,600	48,300	45,100	42,200	39,500	37,100	34,900	32,900
<b>Total Disability Compensation Beneficiaries (b)</b>	n/a	n/a	69,697	69,370	69,089	68,209	66,720	64,904	63,118	60,936	54,432	52,866	51,860	50,700	48,200	45,700	43,300	40,900	38,700	36,500	34,500	32,700	31,000
<b>Health Treatment Card Holders :</b>																							
Gold Card Holders	n/a	n/a	58,224	58,397	57,473	56,240	54,658	52,995	51,280	49,309	47,407	45,607	44,620	43,700	41,800	39,900	38,100	36,300	34,700	33,100	31,600	30,300	29,100
White Card Holders	n/a	n/a	15,573	15,588	15,325	15,527	15,343	15,189	14,947	14,796	14,832	14,822	14,840	14,800	14,600	14,500	14,300	14,100	13,900	13,800	13,600	13,500	13,400
<b>Total Health Treatment Card Holders</b>	<b>n/a</b>	<b>n/a</b>	<b>73,797</b>	<b>73,985</b>	<b>72,798</b>	<b>71,767</b>	<b>70,001</b>	<b>68,184</b>	<b>66,227</b>	<b>64,105</b>	<b>62,239</b>	<b>60,429</b>	<b>59,460</b>	<b>58,500</b>	<b>56,400</b>	<b>54,400</b>	<b>52,300</b>	<b>50,400</b>	<b>48,600</b>	<b>46,900</b>	<b>45,300</b>	<b>43,800</b>	<b>42,500</b>
<b>Other Categories of Interest:</b>																							
Income Support Supplement (ISS)	n/a	n/a	16,757	17,717	18,148	18,183	17,892	17,462	17,183	16,894	16,460	15,894	15,536	15,100	14,300	13,300	12,400	11,500	10,600	9,700	8,800	8,100	7,400
Total Age Pensioners (AP)	n/a	n/a	1,413	1,349	1,273	1,269	1,255	1,205	1,190	1,155	1,115	1,046	1,041	1,000	1,000	900	900	900	900	800	800	800	800
Total Commonwealth Seniors Health Cards (CSHC)	n/a	n/a	1,140	1,178	1,227	1,646	1,758	1,907	1,609	1,457	1,338	1,303	1,263	1,300	1,200	1,200	1,100	1,100	1,000	900	900	800	800
Repatriation Pharmaceutical Benefits Cards (RPBC)			4,048	3,870	3,601	3,337	3,065	2,759	2,471	2,175	1,931	1,694	1,554	1,400	1,200	1,000	800	600	500	400	300	200	100
<b>DFISA Total</b>						5,195	4,950	4,975	5,339	4,861	4,995	4,918	4,876	4,900	5,100	5,200	5,400	5,500	5,700	5,900	6,100	6,200	6,400



Date of Most Recent Actual Data : 30 Dec 2011

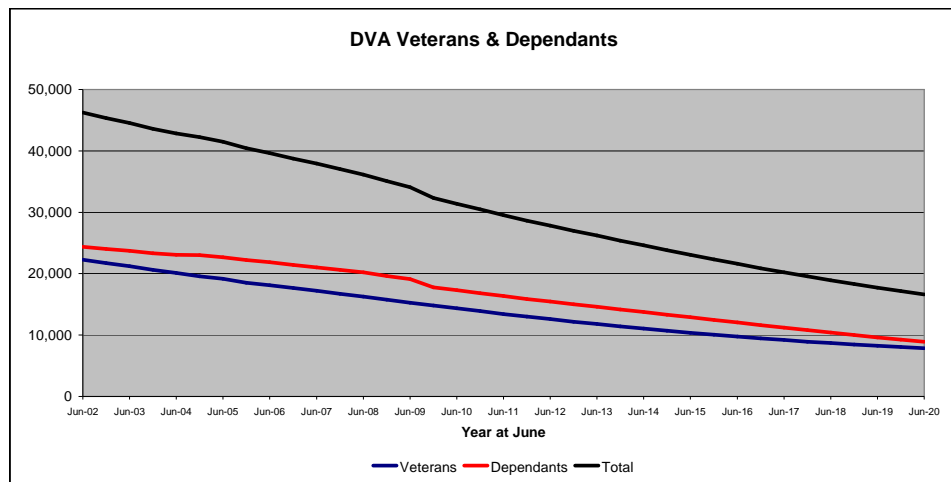
Date When This Version is Current : 20 Jan 2012



**DVA PROJECTED BENEFICIARY NUMBERS WITH ACTUALS TO 31 DECEMBER 2011 - SOUTH AUSTRALIA**

Executive Summary of DVA Beneficiaries in Receipt of Pension(s), Allowance(s) or Health Care Under the Veterans' Entitlements Act 1986

BENEFICIARY CATEGORY	ACTUAL DATA													FORECAST DATA										
	June 2000	June 2001	June 2002	June 2003	June 2004	June 2005	June 2006	June 2007	June 2008	June 2009	June 2010	June 2011	Dec 2011	June 2012	June 2013	June 2014	June 2015	June 2016	June 2017	June 2018	June 2019	June 2020	June 2021	
<b>Veterans :</b>																								
Disability Pensioners in Payment (DP)	n/a	n/a	11,680	11,401	11,026	10,780	10,386	9,964	9,690	9,218	8,769	8,319	8,114	7,900	7,500	7,200	6,800	6,500	6,200	6,000	5,700	5,500	5,400	
Age Pension Veterans (APV) (Included Above)	n/a	n/a	373	354	345	348	329	321	309	285	261	231	222	200	200	200	200	100	100	100	100	100	100	
Service Pension Veterans (SPV)	n/a	n/a	14,666	13,907	13,073	12,301	11,488	10,656	10,171	9,496	8,844	8,165	7,843	7,500	7,000	6,400	5,900	5,400	5,000	4,600	4,300	4,000	3,700	
Overlap Between DPs and SPVs	n/a	n/a	6,556	6,413	6,223	6,042	5,792	5,465	5,400	5,163	4,903	4,639	4,512	4,400	4,100	3,900	3,600	3,400	3,200	3,000	2,900	2,700	2,600	
Treatment / Pharmaceutical Cards or Allowances Only Recipients	n/a	n/a	2,483	2,328	2,227	2,146	2,027	2,072	1,813	1,708	1,649	1,584	1,556	1,500	1,400	1,400	1,300	1,200	1,200	1,100	1,100	1,000	1,000	
<b>Total Veterans</b>	<b>n/a</b>	<b>n/a</b>	<b>22,273</b>	<b>21,223</b>	<b>20,103</b>	<b>19,185</b>	<b>18,109</b>	<b>17,227</b>	<b>16,274</b>	<b>15,259</b>	<b>14,359</b>	<b>13,429</b>	<b>13,001</b>	<b>12,600</b>	<b>11,800</b>	<b>11,100</b>	<b>10,400</b>	<b>9,700</b>	<b>9,200</b>	<b>8,700</b>	<b>8,200</b>	<b>7,900</b>	<b>7,500</b>	
<b>Dependants :</b>																								
Service Pension Dependents (SPD)	n/a	n/a	12,673	12,246	11,702	11,135	10,635	10,018	9,709	9,130	8,537	7,969	7,734	7,500	7,000	6,600	6,100	5,700	5,300	4,900	4,600	4,300	4,000	
War Widow(er)s (WW)	n/a	n/a	9,076	9,050	9,129	9,141	9,052	8,859	8,647	8,342	8,043	7,687	7,455	7,300	6,800	6,400	5,900	5,500	5,000	4,600	4,100	3,700	3,300	
Orphans (O)	n/a	n/a	17	12	10	6	8	12	12	14	13	14	13	10	10	10	10	10	10	10	10	10	10	
Children of Disabled Veterans (DC)	n/a	n/a	39	33	25	17	11	7	6	0	0	0	0	0	0	0	0	0	0	0	0	0	0	
Adequate Means of Support (AMS) (a)	n/a	n/a	71	68	62	60	58	58	55	51	48	45	45	40	40	40	40	40	40	40	40	30	30	
Disability Pension Wives / Widow(er)s (DPD)	n/a	n/a	4,624	4,275	3,912	3,541	3,226	2,913	2,645	2,400	0	0	0	0	0	0	0	0	0	0	0	0	0	
Commonwealth Seniors Health Cards (CSHC)	n/a	n/a	250	260	297	489	599	604	522	481	404	396	380	400	400	300	300	300	300	200	200	200	200	
Age Pension Partners (APP)	n/a	n/a	269	257	252	254	242	234	227	222	203	188	174	200	200	100	100	100	100	100	100	100	100	
Overlap Between Dependant Categories	n/a	n/a	n/a	2,487	2,295	2,793	2,698	2,524	2,390	2,086	414	395	367	400	300	300	300	300	300	200	200	200	200	
DFISA Dependents Only						781	728	726	760	561	467	440	435	400	500	500	500	500	500	500	500	600	600	
Other Allowances or Benefits Only						35	33	116	4	9	0	0	0	0	0	0	0	0	0	0	0	0	0	
<b>Total Dependents</b>	<b>n/a</b>	<b>n/a</b>	<b>24,366</b>	<b>23,714</b>	<b>23,094</b>	<b>22,666</b>	<b>21,894</b>	<b>21,023</b>	<b>20,197</b>	<b>19,124</b>	<b>17,301</b>	<b>16,344</b>	<b>15,869</b>	<b>15,500</b>	<b>14,600</b>	<b>13,800</b>	<b>12,900</b>	<b>12,000</b>	<b>11,200</b>	<b>10,400</b>	<b>9,600</b>	<b>8,900</b>	<b>8,300</b>	
<b>Overlap Between Total Veterans and Dependents</b>	<b>n/a</b>	<b>n/a</b>	<b>387</b>	<b>370</b>	<b>360</b>	<b>353</b>	<b>345</b>	<b>330</b>	<b>321</b>	<b>305</b>	<b>259</b>	<b>237</b>	<b>229</b>	<b>200</b>	<b>200</b>	<b>200</b>	<b>200</b>	<b>200</b>	<b>200</b>	<b>200</b>	<b>100</b>	<b>100</b>	<b>100</b>	
<b>Beneficiaries - Net Total</b>	<b>n/a</b>	<b>n/a</b>	<b>46,252</b>	<b>44,567</b>	<b>42,837</b>	<b>41,498</b>	<b>39,658</b>	<b>37,920</b>	<b>36,150</b>	<b>34,103</b>	<b>31,401</b>	<b>29,536</b>	<b>28,641</b>	<b>27,800</b>	<b>26,200</b>	<b>24,600</b>	<b>23,100</b>	<b>21,600</b>	<b>20,200</b>	<b>18,900</b>	<b>17,700</b>	<b>16,600</b>	<b>15,600</b>	



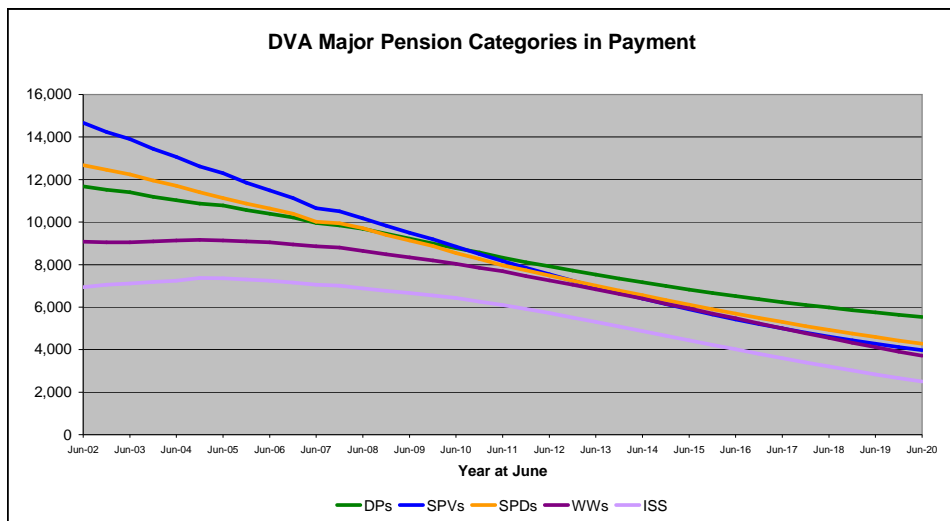
Date of Most Recent Actual Data : 30 Dec 2011  
 Date When This Version is Current : 20 Jan 2012

Continued next page

# DVA PROJECTED BENEFICIARY NUMBERS WITH ACTUALS TO 31 DECEMBER 2011 - SOUTH AUSTRALIA

Executive Summary of DVA Beneficiaries in Receipt of Pension(s), Allowance(s) or Health Care Under the Veterans' Entitlements Act 1986

BENEFICIARY CATEGORY (Subsets of Net Total Beneficiaries on Previous Page)	ACTUAL DATA													FORECAST DATA									
	June 2000	June 2001	June 2002	June 2003	June 2004	June 2005	June 2006	June 2007	June 2008	June 2009	June 2010	June 2011	Dec 2011	June 2012	June 2013	June 2014	June 2015	June 2016	June 2017	June 2018	June 2019	June 2020	June 2021
Total Income Support Beneficiaries (a)	n/a	n/a	35,490	34,448	33,208	33,494	32,081	30,421	29,347	27,532	25,849	24,165	23,350	22,600	21,200	19,900	18,600	17,400	16,300	15,200	14,300	13,400	12,700
Total Disability Compensation Beneficiaries (b)	n/a	n/a	25,344	24,679	24,012	23,393	22,593	21,676	20,918	19,892	16,788	15,986	15,548	15,200	14,500	13,700	13,000	12,300	11,600	10,900	10,400	9,800	9,300
<b>Health Treatment Card Holders :</b>																							
Gold Card Holders	n/a	n/a	23,120	22,563	21,888	21,233	20,421	19,539	18,705	17,697	16,784	15,781	15,261	14,800	13,900	12,900	12,100	11,200	10,400	9,600	8,900	8,300	7,700
White Card Holders	n/a	n/a	4,858	4,582	4,413	4,294	4,131	4,085	3,909	3,758	3,643	3,518	3,475	3,400	3,300	3,200	3,100	3,000	2,900	2,800	2,700	2,700	2,600
<b>Total Health Treatment Card Holders</b>	<b>n/a</b>	<b>n/a</b>	<b>27,978</b>	<b>27,145</b>	<b>26,301</b>	<b>25,527</b>	<b>24,552</b>	<b>23,624</b>	<b>22,614</b>	<b>21,455</b>	<b>20,427</b>	<b>19,299</b>	<b>18,736</b>	<b>18,200</b>	<b>17,200</b>	<b>16,100</b>	<b>15,100</b>	<b>14,200</b>	<b>13,300</b>	<b>12,400</b>	<b>11,700</b>	<b>11,000</b>	<b>10,300</b>
<b>Other Categories of Interest:</b>																							
Income Support Supplement (ISS)	n/a	n/a	6,942	7,113	7,234	7,353	7,247	7,053	6,873	6,669	6,428	6,097	5,911	5,700	5,300	4,900	4,400	4,000	3,600	3,200	2,800	2,500	2,200
Total Age Pensioners (AP)	n/a	n/a	642	611	597	602	571	555	536	507	464	419	396	400	300	300	300	300	200	200	200	200	200
Total Commonwealth Seniors Health Cards (CSHC)	n/a	n/a	567	571	602	836	966	975	816	759	660	634	591	600	500	500	500	400	400	400	300	300	300
Repatriation Pharmaceutical Benefits Cards (RPBC)			2,950	2,782	2,574	2,401	2,166	2,004	1,780	1,568	1,397	1,215	1,128	1,000	900	700	600	500	400	300	200	200	100
DFISA Total						1,699	1,593	1,588	1,677	1,356	1,257	1,191	1,172	1,200	1,200	1,200	1,200	1,200	1,200	1,300	1,300	1,300	1,400

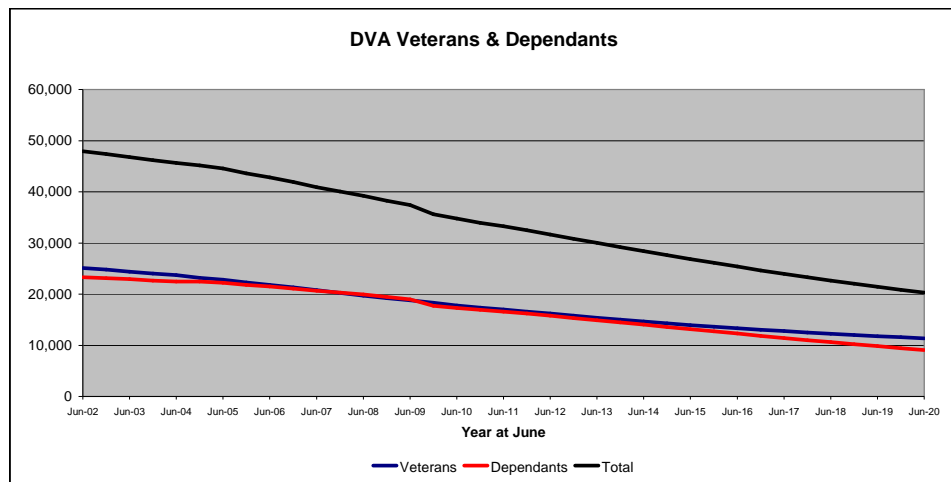


Date of Most Recent Actual Data : 30 Dec 2011  
 Date When This Version is Current : 20 Jan 2012

**DVA PROJECTED BENEFICIARY NUMBERS WITH ACTUALS TO 31 DECEMBER 2011 - WESTERN AUSTRALIA**

Executive Summary of DVA Beneficiaries in Receipt of Pension(s), Allowance(s) or Health Care Under the Veterans' Entitlements Act 1986

BENEFICIARY CATEGORY	ACTUAL DATA													FORECAST DATA										
	June 2000	June 2001	June 2002	June 2003	June 2004	June 2005	June 2006	June 2007	June 2008	June 2009	June 2010	June 2011	Dec 2011	June 2012	June 2013	June 2014	June 2015	June 2016	June 2017	June 2018	June 2019	June 2020	June 2021	
<b>Veterans :</b>																								
Disability Pensioners in Payment (DP)	n/a	n/a	14,271	14,203	14,100	13,861	13,477	12,953	12,470	11,970	11,413	11,025	10,805	10,600	10,200	9,800	9,500	9,200	8,900	8,600	8,400	8,100	7,900	
Age Pension Veterans (APV) (Included Above)	n/a	n/a	373	354	337	322	305	279	268	250	227	219	214	200	200	200	200	200	200	200	200	200	200	
Service Pension Veterans (SPV)	n/a	n/a	15,248	14,669	14,012	13,242	12,402	11,431	10,924	10,298	9,630	9,013	8,710	8,400	7,900	7,400	6,900	6,500	6,100	5,700	5,300	5,000	4,700	
Overlap Between DPs and SPVs	n/a	n/a	7,627	7,607	7,456	7,220	6,862	6,399	6,255	6,004	5,658	5,369	5,231	5,100	4,800	4,600	4,400	4,100	3,900	3,700	3,500	3,300	3,100	
Treatment / Pharmaceutical Cards or Allowances Only Recipients	n/a	n/a	3,225	3,129	3,051	2,920	2,785	2,771	2,576	2,515	2,420	2,308	2,306	2,200	2,100	2,000	1,900	1,800	1,700	1,700	1,600	1,600	1,500	
<b>Total Veterans</b>	<b>n/a</b>	<b>n/a</b>	<b>25,117</b>	<b>24,394</b>	<b>23,707</b>	<b>22,803</b>	<b>21,802</b>	<b>20,756</b>	<b>19,715</b>	<b>18,779</b>	<b>17,805</b>	<b>16,977</b>	<b>16,590</b>	<b>16,200</b>	<b>15,400</b>	<b>14,700</b>	<b>14,000</b>	<b>13,300</b>	<b>12,800</b>	<b>12,300</b>	<b>11,800</b>	<b>11,400</b>	<b>11,000</b>	
<b>Dependants :</b>																								
Service Pension Dependents (SPD)	n/a	n/a	12,725	12,496	12,101	11,688	11,154	10,460	10,173	9,743	9,301	8,837	8,611	8,400	7,900	7,500	7,100	6,700	6,300	5,900	5,500	5,200	4,900	
War Widow(er)s (WW)	n/a	n/a	7,771	7,862	7,905	7,923	7,857	7,768	7,624	7,340	7,052	6,798	6,653	6,500	6,200	5,900	5,500	5,200	4,800	4,500	4,200	3,800	3,600	
Orphans (O)	n/a	n/a	35	36	25	24	17	16	14	16	16	12	9	10	10	10	10	10	10	10	10	10	10	
Children of Disabled Veterans (DC)	n/a	n/a	24	15	12	11	8	4	3	1	0	0	0	0	0	0	0	0	0	0	0	0	0	
Adequate Means of Support (AMS) (a)	n/a	n/a	51	50	46	45	42	41	37	35	32	29	28	30	30	30	20	20	20	20	20	20	20	
Disability Pension Wives / Widow(er)s (DPD)	n/a	n/a	4,518	4,162	3,854	3,559	3,270	2,964	2,694	2,463	0	0	0	0	0	0	0	0	0	0	0	0	0	
Commonwealth Seniors Health Cards (CSHC)	n/a	n/a	669	723	762	769	810	894	801	751	680	676	639	600	600	600	500	500	500	400	400	300	300	
Age Pension Partners (APP)	n/a	n/a	274	265	255	252	240	221	212	209	199	195	194	200	200	200	100	100	100	100	100	100	100	
Overlap Between Dependant Categories	n/a	n/a	n/a	2,684	2,520	2,886	2,729	2,581	2,477	2,231	583	574	541	500	500	500	400	400	400	400	300	300	300	
DFISA Dependents Only						803	800	785	847	648	609	613	599	600	600	600	600	600	700	700	700	700	700	
Other Allowances or Benefits Only						58	34	67	13	13	0	0	0	0	0	0	0	0	0	0	0	0	0	
<b>Total Dependents</b>	<b>n/a</b>	<b>n/a</b>	<b>23,309</b>	<b>22,925</b>	<b>22,440</b>	<b>22,246</b>	<b>21,503</b>	<b>20,639</b>	<b>19,941</b>	<b>18,988</b>	<b>17,306</b>	<b>16,586</b>	<b>16,192</b>	<b>15,800</b>	<b>14,900</b>	<b>14,000</b>	<b>13,200</b>	<b>12,300</b>	<b>11,400</b>	<b>10,600</b>	<b>9,800</b>	<b>9,100</b>	<b>8,400</b>	
<b>Overlap Between Total Veterans and Dependents</b>	<b>n/a</b>	<b>n/a</b>	<b>527</b>	<b>514</b>	<b>504</b>	<b>509</b>	<b>499</b>	<b>469</b>	<b>443</b>	<b>403</b>	<b>340</b>	<b>319</b>	<b>306</b>	<b>300</b>	<b>300</b>	<b>300</b>	<b>300</b>	<b>200</b>	<b>200</b>	<b>200</b>	<b>200</b>	<b>200</b>	<b>200</b>	
<b>Beneficiaries - Net Total</b>	<b>n/a</b>	<b>n/a</b>	<b>47,899</b>	<b>46,805</b>	<b>45,643</b>	<b>44,540</b>	<b>42,806</b>	<b>40,926</b>	<b>39,213</b>	<b>37,397</b>	<b>34,771</b>	<b>33,244</b>	<b>32,476</b>	<b>31,700</b>	<b>30,000</b>	<b>28,400</b>	<b>26,900</b>	<b>25,400</b>	<b>24,000</b>	<b>22,700</b>	<b>21,400</b>	<b>20,300</b>	<b>19,200</b>	



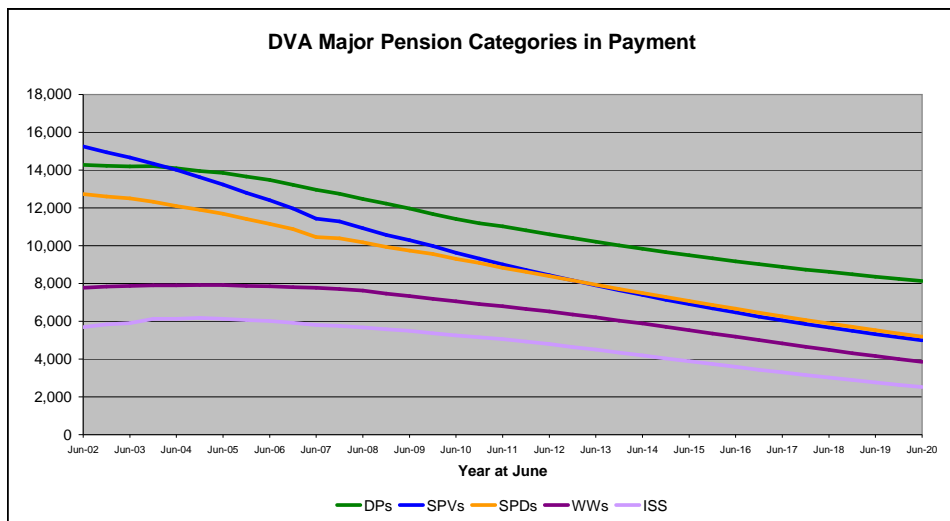
Date of Most Recent Actual Data : 30 Dec 2011  
 Date When This Version is Current : 20 Jan 2012

Continued next page

# DVA PROJECTED BENEFICIARY NUMBERS WITH ACTUALS TO 31 DECEMBER 2011 - WESTERN AUSTRALIA

Executive Summary of DVA Beneficiaries in Receipt of Pension(s), Allowance(s) or Health Care Under the Veterans' Entitlements Act 1986

BENEFICIARY CATEGORY (Subsets of Net Total Beneficiaries on Previous Page)	ACTUAL DATA													FORECAST DATA									
	June 2000	June 2001	June 2002	June 2003	June 2004	June 2005	June 2006	June 2007	June 2008	June 2009	June 2010	June 2011	Dec 2011	June 2012	June 2013	June 2014	June 2015	June 2016	June 2017	June 2018	June 2019	June 2020	June 2021
<b>Total Income Support Beneficiaries (a)</b>	n/a	n/a	35,488	34,931	34,116	34,360	32,884	31,086	30,070	28,453	26,886	25,591	24,855	24,100	22,600	21,200	19,800	18,500	17,300	16,200	15,200	14,300	13,500
<b>Total Disability Compensation Beneficiaries (b)</b>	n/a	n/a	26,479	26,140	25,757	25,238	24,497	23,583	22,692	21,693	18,427	17,779	17,415	17,000	16,200	15,400	14,500	13,700	13,000	12,300	11,600	11,000	10,400
<b>Health Treatment Card Holders :</b>																							
Gold Card Holders	n/a	n/a	23,017	22,851	22,298	21,571	20,770	19,937	19,123	18,151	17,238	16,428	16,014	15,600	14,800	14,000	13,300	12,600	11,900	11,300	10,700	10,200	9,700
White Card Holders	n/a	n/a	6,325	6,144	6,187	6,118	6,006	5,886	5,719	5,619	5,458	5,330	5,295	5,200	5,100	5,000	4,900	4,800	4,700	4,500	4,500	4,400	4,300
<b>Total Health Treatment Card Holders</b>	<b>n/a</b>	<b>n/a</b>	<b>29,342</b>	<b>28,995</b>	<b>28,485</b>	<b>27,689</b>	<b>26,776</b>	<b>25,823</b>	<b>24,842</b>	<b>23,770</b>	<b>22,696</b>	<b>21,758</b>	<b>21,309</b>	<b>20,900</b>	<b>20,000</b>	<b>19,100</b>	<b>18,200</b>	<b>17,400</b>	<b>16,600</b>	<b>15,900</b>	<b>15,200</b>	<b>14,600</b>	<b>14,000</b>
<b>Other Categories of Interest:</b>																							
Income Support Supplement (ISS)	n/a	n/a	5,698	5,903	6,130	6,130	6,013	5,798	5,679	5,493	5,257	5,052	4,931	4,800	4,500	4,200	3,900	3,600	3,300	3,000	2,800	2,500	2,300
Total Age Pensioners (AP)	n/a	n/a	647	619	592	574	545	500	480	459	426	414	408	400	400	400	400	300	300	300	300	300	300
Total Commonwealth Seniors Health Cards (CSHC)	n/a	n/a	1,170	1,244	1,281	1,307	1,385	1,524	1,325	1,232	1,072	1,049	995	1,000	900	900	800	700	700	600	600	500	500
Repatriation Pharmaceutical Benefits Cards (RPBC)			2,864	2,701	2,548	2,357	2,172	1,980	1,757	1,563	1,375	1,208	1,130	1,000	900	700	600	500	400	300	200	200	100
<b>DFISA Total</b>						1,804	1,750	1,719	1,837	1,541	1,502	1,518	1,484	1,500	1,500	1,500	1,500	1,500	1,600	1,600	1,600	1,700	1,700



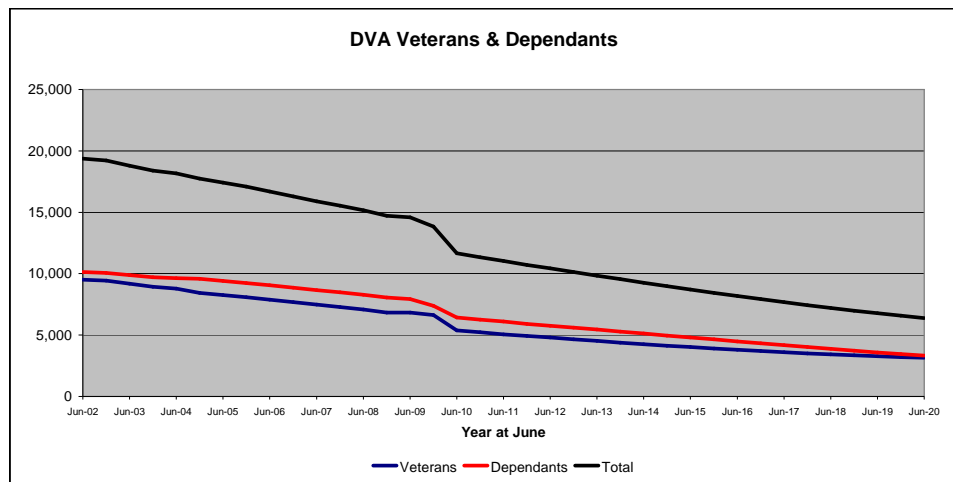
Date of Most Recent Actual Data : 30 Dec 2011  
 Date When This Version is Current : 20 Jan 2012

**DVA PROJECTED BENEFICIARY NUMBERS WITH ACTUALS TO 31 DECEMBER 2011 - TASMANIA \***

Executive Summary of DVA Beneficiaries in Receipt of Pension(s), Allowance(s) or Health Care Under the Veterans' Entitlements Act 1986

BENEFICIARY CATEGORY	ACTUAL DATA													FORECAST DATA										
	June 2000	June 2001	June 2002	June 2003	June 2004	June 2005	June 2006	June 2007	June 2008	June 2009	June 2010	June 2011	Dec 2011	June 2012	June 2013	June 2014	June 2015	June 2016	June 2017	June 2018	June 2019	June 2020	June 2021	
<b>Veterans :</b>																								
Disability Pensioners in Payment (DP)	n/a	n/a	5,983	5,833	5,704	5,476	5,364	5,119	4,948	4,831	3,851	3,664	3,586	3,500	3,300	3,200	3,000	2,900	2,800	2,700	2,600	2,500	2,400	
Age Pension Veterans (APV) (Included Above)	n/a	n/a	67	64	60	57	92	87	83	76	64	58	56	100	100	0	0	0	0	0	0	0	0	
Service Pension Veterans (SPV)	n/a	n/a	6,614	6,293	5,877	5,469	5,104	4,727	4,463	4,226	3,440	3,179	3,059	2,900	2,700	2,500	2,300	2,100	1,900	1,800	1,600	1,500	1,400	
Overlap Between DPs and SPVs	n/a	n/a	3,780	3,642	3,468	3,301	3,160	2,951	2,833	2,726	2,410	2,259	2,198	2,100	2,000	1,800	1,700	1,600	1,500	1,400	1,300	1,200	1,100	
Treatment / Pharmaceutical Cards or Allowances Only Recipients	n/a	n/a	683	691	681	607	580	581	508	494	488	482	493	500	500	400	400	400	400	400	300	300	300	
<b>Total Veterans</b>	<b>n/a</b>	<b>n/a</b>	<b>9,500</b>	<b>9,175</b>	<b>8,794</b>	<b>8,251</b>	<b>7,888</b>	<b>7,476</b>	<b>7,086</b>	<b>6,825</b>	<b>5,369</b>	<b>5,066</b>	<b>4,940</b>	<b>4,800</b>	<b>4,500</b>	<b>4,300</b>	<b>4,000</b>	<b>3,800</b>	<b>3,600</b>	<b>3,400</b>	<b>3,300</b>	<b>3,100</b>	<b>3,000</b>	
<b>Dependants :</b>																								
Service Pension Dependents (SPD)	n/a	n/a	5,105	4,935	4,705	4,468	4,241	3,955	3,805	3,635	2,987	2,829	2,725	2,600	2,500	2,300	2,200	2,000	1,900	1,800	1,700	1,500	1,400	
War Widow(er)s (WW)	n/a	n/a	4,017	4,031	4,064	4,028	3,956	3,869	3,747	3,643	3,206	3,034	2,939	2,900	2,700	2,600	2,400	2,300	2,100	1,900	1,800	1,600	1,500	
Orphans (O)	n/a	n/a	15	15	17	12	15	11	11	8	3	1	1	0	0	0	0	0	0	0	0	0	0	
Children of Disabled Veterans (DC)	n/a	n/a	10	5	5	4	3	3	2	0	0	0	0	0	0	0	0	0	0	0	0	0	0	
Adequate Means of Support (AMS) (a)	n/a	n/a	32	32	31	30	27	26	25	25	23	23	23	20	20	20	20	20	20	20	20	20	20	
Disability Pension Wives / Widow(er)s (DPD)	n/a	n/a	2,169	1,998	1,830	1,669	1,528	1,377	1,279	1,162	0	0	0	0	0	0	0	0	0	0	0	0	0	
Commonwealth Seniors Health Cards (CSHC)	n/a	n/a	54	54	54	93	119	136	105	98	92	83	85	100	100	100	100	100	100	100	100	100	0	
Age Pension Partners (APP)	n/a	n/a	39	37	38	34	61	57	53	49	42	42	42	0	0	0	0	0	0	0	0	0	0	
Overlap Between Dependant Categories	n/a	n/a	n/a	1,221	1,112	1,185	1,133	1,030	972	1,513	81	76	75	100	100	100	100	100	100	0	0	0	0	
DFISA Dependents Only						237	225	219	235	817	166	174	175	200	200	200	200	200	300	300	300	300	300	
Other Allowances or Benefits Only						17	10	31	1	3	0	0	0	0	0	0	0	0	0	0	0	0	0	
<b>Total Dependents</b>	<b>n/a</b>	<b>n/a</b>	<b>10,131</b>	<b>9,886</b>	<b>9,632</b>	<b>9,407</b>	<b>9,052</b>	<b>8,654</b>	<b>8,291</b>	<b>7,927</b>	<b>6,438</b>	<b>6,110</b>	<b>5,915</b>	<b>5,800</b>	<b>5,400</b>	<b>5,100</b>	<b>4,800</b>	<b>4,500</b>	<b>4,200</b>	<b>3,900</b>	<b>3,600</b>	<b>3,300</b>	<b>3,100</b>	
<b>Overlap Between Total Veterans and Dependents</b>	<b>n/a</b>	<b>n/a</b>	<b>268</b>	<b>255</b>	<b>262</b>	<b>249</b>	<b>252</b>	<b>230</b>	<b>212</b>	<b>185</b>	<b>151</b>	<b>143</b>	<b>137</b>	<b>100</b>	<b>100</b>	<b>100</b>	<b>100</b>	<b>100</b>	<b>100</b>	<b>100</b>	<b>100</b>	<b>100</b>	<b>100</b>	
<b>Beneficiaries - Net Total</b>	<b>n/a</b>	<b>n/a</b>	<b>19,364</b>	<b>18,806</b>	<b>18,164</b>	<b>17,409</b>	<b>16,688</b>	<b>15,900</b>	<b>15,165</b>	<b>14,589</b>	<b>11,656</b>	<b>11,033</b>	<b>10,718</b>	<b>10,400</b>	<b>9,800</b>	<b>9,300</b>	<b>8,700</b>	<b>8,200</b>	<b>7,700</b>	<b>7,200</b>	<b>6,800</b>	<b>6,400</b>	<b>6,000</b>	

\* - Includes overseas clients up to 2009



Date of Most Recent Actual Data : 30 Dec 2011  
Date When This Version is Current : 20 Jan 2012

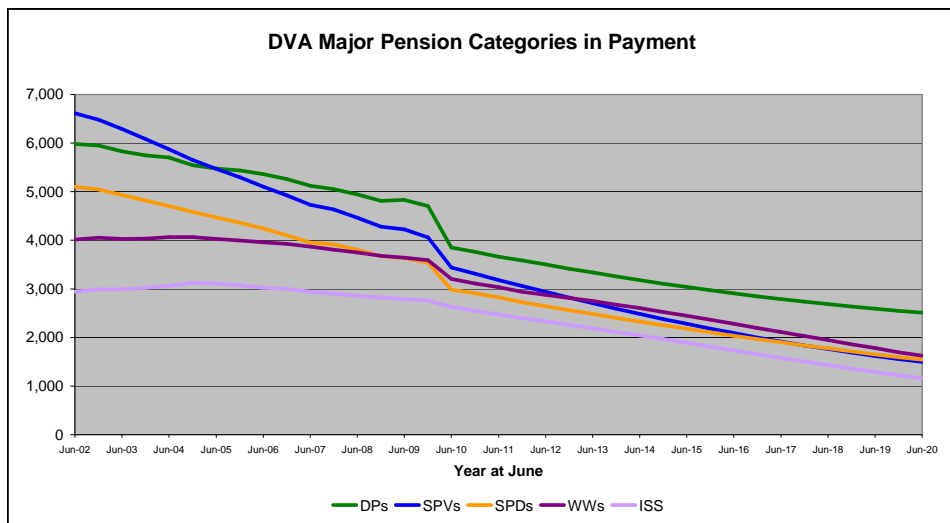
Continued next page

**DVA PROJECTED BENEFICIARY NUMBERS WITH ACTUALS TO 31 DECEMBER 2011 - TASMANIA \***

Executive Summary of DVA Beneficiaries in Receipt of Pension(s), Allowance(s) or Health Care Under the Veterans' Entitlements Act 1986

BENEFICIARY CATEGORY (Subsets of Net Total Beneficiaries on Previous Page)	ACTUAL DATA													FORECAST DATA									
	June 2000	June 2001	June 2002	June 2003	June 2004	June 2005	June 2006	June 2007	June 2008	June 2009	June 2010	June 2011	Dec 2011	June 2012	June 2013	June 2014	June 2015	June 2016	June 2017	June 2018	June 2019	June 2020	June 2021
Total Income Support Beneficiaries (a)	n/a	n/a	14,892	14,442	13,854	13,754	13,085	12,351	11,833	11,922	9,661	9,077	8,777	8,500	8,000	7,500	7,000	6,500	6,100	5,700	5,400	5,100	4,800
Total Disability Compensation Beneficiaries (b)	n/a	n/a	12,141	11,835	11,573	11,148	10,820	10,339	9,945	9,613	7,046	6,686	6,517	6,400	6,100	5,700	5,400	5,100	4,900	4,600	4,300	4,100	3,900
<b>Health Treatment Card Holders :</b>																							
Gold Card Holders	n/a	n/a	10,012	9,741	9,450	9,050	8,636	8,219	7,804	7,453	6,925	6,483	6,278	6,100	5,700	5,400	5,000	4,700	4,300	4,000	3,700	3,500	3,200
White Card Holders	n/a	n/a	1,363	1,354	1,389	1,328	1,352	1,304	1,292	1,295	1,230	1,237	1,239	1,200	1,200	1,200	1,200	1,200	1,200	1,100	1,100	1,100	1,100
<b>Total Health Treatment Card Holders</b>	<b>n/a</b>	<b>n/a</b>	<b>11,375</b>	<b>11,095</b>	<b>10,839</b>	<b>10,378</b>	<b>9,988</b>	<b>9,523</b>	<b>9,096</b>	<b>8,748</b>	<b>8,155</b>	<b>7,720</b>	<b>7,517</b>	<b>7,300</b>	<b>6,900</b>	<b>6,600</b>	<b>6,200</b>	<b>5,800</b>	<b>5,500</b>	<b>5,200</b>	<b>4,900</b>	<b>4,600</b>	<b>4,300</b>
<b>Other Categories of Interest:</b>																							
Income Support Supplement (ISS)	n/a	n/a	2,940	2,993	3,061	3,108	3,025	2,942	2,858	2,791	2,633	2,474	2,395	2,300	2,200	2,000	1,900	1,700	1,600	1,400	1,300	1,200	1,000
Total Age Pensioners (AP)	n/a	n/a	106	101	98	91	153	144	136	125	106	100	98	100	100	100	100	100	100	100	100	100	100
Total Commonwealth Seniors Health Cards (CSHC)	n/a	n/a	126	120	113	176	209	232	183	178	162	142	141	100	100	100	100	100	100	100	100	100	100
Repatriation Pharmaceutical Benefits Cards (RPBC)			634	610	577	516	470	417	373	346	293	255	236	200	200	100	100	100	100	100	0	0	0
DFISA Total						514	487	473	511	1,075	423	434	438	500	500	500	600	600	700	700	800	800	900

\* - Includes overseas clients up to 2009

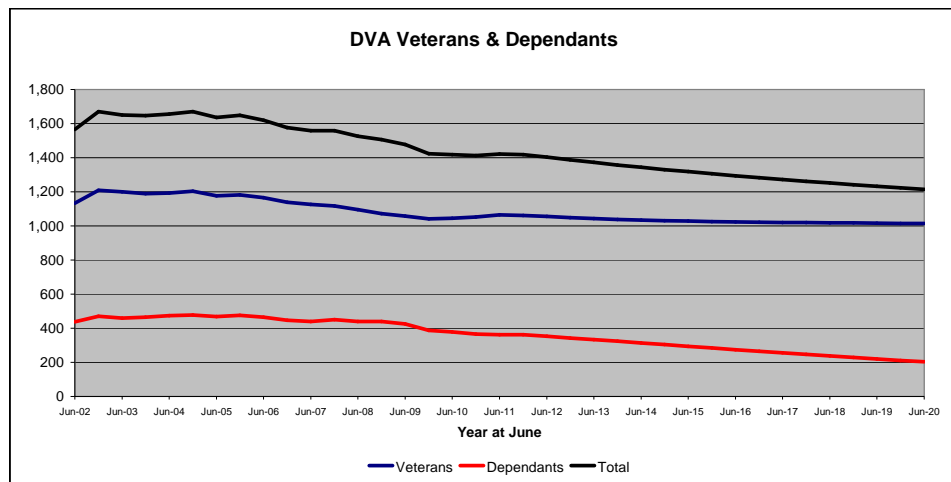


Date of Most Recent Actual Data : 30 Dec 2011  
 Date When This Version is Current : 20 Jan 2012

# DVA PROJECTED BENEFICIARY NUMBERS WITH ACTUALS TO 31 DECEMBER 2011 - NORTHERN TERRITORY

Executive Summary of DVA Beneficiaries in Receipt of Pension(s), Allowance(s) or Health Care Under the Veterans' Entitlements Act 1986

BENEFICIARY CATEGORY	ACTUAL DATA													FORECAST DATA										
	June 2000	June 2001	June 2002	June 2003	June 2004	June 2005	June 2006	June 2007	June 2008	June 2009	June 2010	June 2011	Dec 2011	June 2012	June 2013	June 2014	June 2015	June 2016	June 2017	June 2018	June 2019	June 2020	June 2021	
<b>Veterans :</b>																								
Disability Pensioners in Payment (DP)	n/a	n/a	828	901	906	905	910	873	853	825	808	793	778	780	770	770	770	770	780	780	780	790	790	
Age Pension Veterans (APV) (Included Above)	n/a	n/a	4	5	4	3	3	2	2	2	2	3	3	0	0	0	0	0	0	0	0	0	0	
Service Pension Veterans (SPV)	n/a	n/a	348	370	372	381	370	364	350	330	312	301	302	300	310	310	320	320	310	310	300	300	290	
Overlap Between DPs and SPVs	n/a	n/a	183	207	219	229	231	229	219	208	198	186	188	190	190	200	200	200	200	190	190	180	180	
Treatment / Pharmaceutical Cards or Allowances Only Recipients	n/a	n/a	140	136	133	120	116	119	111	110	123	156	169	160	160	150	140	130	130	120	120	110	110	
<b>Total Veterans</b>	<b>n/a</b>	<b>n/a</b>	<b>1,133</b>	<b>1,200</b>	<b>1,192</b>	<b>1,177</b>	<b>1,165</b>	<b>1,127</b>	<b>1,095</b>	<b>1,057</b>	<b>1,045</b>	<b>1,064</b>	<b>1,061</b>	<b>1,060</b>	<b>1,040</b>	<b>1,030</b>	<b>1,030</b>	<b>1,020</b>	<b>1,020</b>	<b>1,020</b>	<b>1,020</b>	<b>1,010</b>	<b>1,010</b>	
<b>Dependants :</b>																								
Service Pension Dependents (SPD)	n/a	n/a	211	224	244	245	237	220	220	213	202	192	195	200	200	200	210	210	210	210	210	200	200	
War Widow(er)s (WW)	n/a	n/a	152	162	169	162	170	161	167	160	157	148	144	140	140	140	130	130	130	120	120	120	120	
Orphans (O)	n/a	n/a	1	2	1	0	0	0	0	1	0	0	0	0	0	0	0	0	0	0	0	0	0	
Children of Disabled Veterans (DC)	n/a	n/a	4	4	3	3	2	1	0	1	0	0	0	0	0	0	0	0	0	0	0	0	0	
Adequate Means of Support (AMS) (a)	n/a	n/a	1	1	1	1	1	1	1	1	1	1	1	0	0	0	0	0	0	0	0	0	0	
Disability Pension Wives / Widow(er)s (DPD)	n/a	n/a	99	95	86	75	64	66	62	51	0	0	0	0	0	0	0	0	0	0	0	0	0	
Commonwealth Seniors Health Cards (CSHC)	n/a	n/a	6	6	5	15	21	21	18	17	17	15	15	10	10	10	10	10	10	10	10	10	10	
Age Pension Partners (APP)	n/a	n/a	3	5	4	4	3	3	3	3	3	5	5	0	0	0	0	0	0	0	0	0	0	
Overlap Between Dependant Categories	n/a	n/a	n/a	40	40	54	52	54	52	43	14	12	11	10	10	10	10	10	10	10	10	10	10	
DFISA Dependents Only						16	18	19	19	20	12	13	13	10	20	20	20	20	30	30	30	30	30	
Other Allowances or Benefits Only						1	2	1	2	0	0	0	0	0	0	0	0	0	0	0	0	0	0	
<b>Total Dependents</b>	<b>n/a</b>	<b>n/a</b>	<b>438</b>	<b>459</b>	<b>473</b>	<b>468</b>	<b>465</b>	<b>440</b>	<b>439</b>	<b>426</b>	<b>378</b>	<b>362</b>	<b>362</b>	<b>350</b>	<b>330</b>	<b>310</b>	<b>290</b>	<b>270</b>	<b>260</b>	<b>240</b>	<b>220</b>	<b>200</b>	<b>190</b>	
<b>Overlap Between Total Veterans and Dependents</b>	<b>n/a</b>	<b>n/a</b>	<b>6</b>	<b>8</b>	<b>9</b>	<b>9</b>	<b>10</b>	<b>8</b>	<b>7</b>	<b>6</b>	<b>5</b>	<b>5</b>	<b>5</b>	<b>0</b>	<b>0</b>	<b>0</b>	<b>0</b>	<b>0</b>	<b>0</b>	<b>0</b>	<b>0</b>	<b>0</b>	<b>0</b>	
<b>Beneficiaries - Net Total</b>	<b>n/a</b>	<b>n/a</b>	<b>1,565</b>	<b>1,651</b>	<b>1,656</b>	<b>1,636</b>	<b>1,620</b>	<b>1,559</b>	<b>1,527</b>	<b>1,478</b>	<b>1,418</b>	<b>1,421</b>	<b>1,418</b>	<b>1,400</b>	<b>1,370</b>	<b>1,340</b>	<b>1,320</b>	<b>1,290</b>	<b>1,270</b>	<b>1,250</b>	<b>1,230</b>	<b>1,210</b>	<b>1,200</b>	



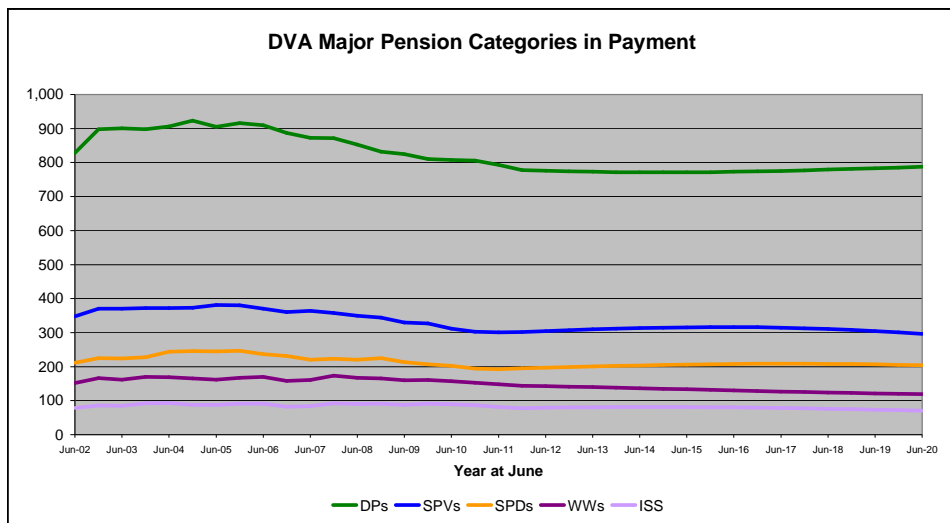
Date of Most Recent Actual Data : 30 Dec 2011  
Date When This Version is Current : 20 Jan 2012

Continued next page

# DVA PROJECTED BENEFICIARY NUMBERS WITH ACTUALS TO 31 DECEMBER 2011 - NORTHERN TERRITORY

Executive Summary of DVA Beneficiaries in Receipt of Pension(s), Allowance(s) or Health Care Under the Veterans' Entitlements Act 1986

BENEFICIARY CATEGORY (Subsets of Net Total Beneficiaries on Previous Page)	ACTUAL DATA													FORECAST DATA									
	June 2000	June 2001	June 2002	June 2003	June 2004	June 2005	June 2006	June 2007	June 2008	June 2009	June 2010	June 2011	Dec 2011	June 2012	June 2013	June 2014	June 2015	June 2016	June 2017	June 2018	June 2019	June 2020	June 2021
Total Income Support Beneficiaries (a)	n/a	n/a	663	708	732	786	786	752	744	712	674	645	649	630	590	550	520	480	450	420	400	370	350
Total Disability Compensation Beneficiaries (b)	n/a	n/a	1,082	1,162	1,162	1,142	1,143	1,098	1,079	1,034	963	939	920	900	860	810	770	730	690	650	610	580	550
<b>Health Treatment Card Holders :</b>																							
Gold Card Holders	n/a	n/a	528	579	591	599	621	614	597	567	548	532	532	530	510	510	500	490	490	480	480	470	460
White Card Holders	n/a	n/a	667	698	693	673	649	614	606	598	602	632	631	640	650	660	670	690	700	720	730	740	750
<b>Total Health Treatment Card Holders</b>	<b>n/a</b>	<b>n/a</b>	<b>1,195</b>	<b>1,277</b>	<b>1,284</b>	<b>1,272</b>	<b>1,270</b>	<b>1,228</b>	<b>1,203</b>	<b>1,165</b>	<b>1,150</b>	<b>1,164</b>	<b>1,163</b>	<b>1,160</b>	<b>1,160</b>	<b>1,170</b>	<b>1,170</b>	<b>1,180</b>	<b>1,190</b>	<b>1,200</b>	<b>1,210</b>	<b>1,210</b>	<b>1,220</b>
<b>Other Categories of Interest:</b>																							
Income Support Supplement (ISS)	n/a	n/a	79	85	93	88	91	84	90	88	89	81	78	80	80	80	80	80	80	80	70	70	70
Total Age Pensioners (AP)	n/a	n/a	7	10	8	7	6	5	5	5	5	8	8	10	10	10	10	10	10	10	10	10	10
Total Commonwealth Seniors Health Cards (CSHC)	n/a	n/a	18	19	15	26	36	34	33	28	29	26	26	30	30	20	20	20	20	20	10	10	10
Repatriation Pharmaceutical Benefits Cards (RPBC)			47	48	46	40	33	26	24	21	20	18	17	20	10	10	10	10	10	10	10	10	10
DFISA Total						44	51	48	49	51	40	41	44	50	50	60	60	70	70	70	70	80	80



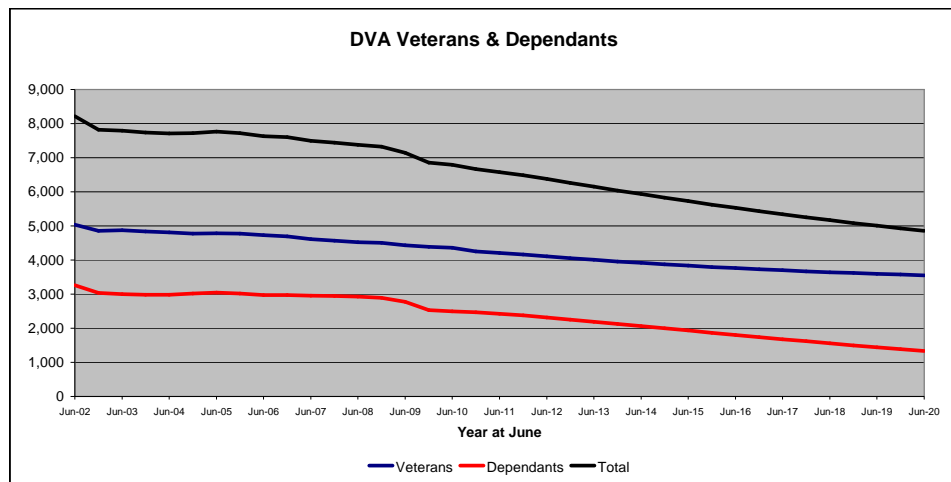
Date of Most Recent Actual Data : 30 Dec 2011  
 Date When This Version is Current : 20 Jan 2012



# DVA PROJECTED BENEFICIARY NUMBERS WITH ACTUALS TO 31 DECEMBER 2011 - AUSTRALIAN CAPITAL TERRITORY

Executive Summary of DVA Beneficiaries in Receipt of Pension(s), Allowance(s) or Health Care Under the Veterans' Entitlements Act 1986

BENEFICIARY CATEGORY	ACTUAL DATA													FORECAST DATA										
	June 2000	June 2001	June 2002	June 2003	June 2004	June 2005	June 2006	June 2007	June 2008	June 2009	June 2010	June 2011	Dec 2011	June 2012	June 2013	June 2014	June 2015	June 2016	June 2017	June 2018	June 2019	June 2020	June 2021	
<b>Veterans :</b>																								
Disability Pensioners in Payment (DP)	n/a	n/a	3,515	3,405	3,394	3,441	3,439	3,388	3,336	3,259	3,204	3,072	3,044	3,000	3,000	2,900	2,900	2,900	2,800	2,800	2,800	2,800	2,700	
Age Pension Veterans (APV) (Included Above)	n/a	n/a	29	27	25	29	33	28	31	24	22	22	24	20	20	30	30	30	30	30	30	30	30	
Service Pension Veterans (SPV)	n/a	n/a	1,435	1,312	1,259	1,235	1,192	1,135	1,122	1,100	1,057	974	949	900	900	900	900	900	800	800	800	800	800	
Overlap Between DPs and SPVs	n/a	n/a	855	796	776	778	769	733	726	722	707	656	643	640	620	610	600	600	590	580	570	560	550	
Treatment / Pharmaceutical Cards or Allowances Only Recipients	n/a	n/a	939	949	931	887	868	825	795	791	803	821	808	790	740	700	670	640	610	580	560	540	530	
<b>Total Veterans</b>	<b>n/a</b>	<b>n/a</b>	<b>5,035</b>	<b>4,870</b>	<b>4,808</b>	<b>4,785</b>	<b>4,730</b>	<b>4,615</b>	<b>4,527</b>	<b>4,428</b>	<b>4,357</b>	<b>4,211</b>	<b>4,158</b>	<b>4,100</b>	<b>4,000</b>	<b>3,900</b>	<b>3,800</b>	<b>3,800</b>	<b>3,700</b>	<b>3,600</b>	<b>3,600</b>	<b>3,600</b>	<b>3,500</b>	
<b>Dependants :</b>																								
Service Pension Dependents (SPD)	n/a	n/a	1,236	1,155	1,120	1,097	1,063	1,027	1,034	1,022	981	934	917	910	880	860	840	830	810	790	770	750	730	
War Widow(er)s (WW)	n/a	n/a	1,422	1,318	1,351	1,390	1,372	1,412	1,407	1,345	1,314	1,265	1,249	1,200	1,200	1,100	1,100	1,000	1,000	900	900	800	800	
Orphans (O)	n/a	n/a	9	10	8	6	6	3	6	6	6	8	8	10	10	10	10	10	10	10	10	10	10	
Children of Disabled Veterans (DC)	n/a	n/a	28	15	12	11	10	8	5	2	0	0	0	0	0	0	0	0	0	0	0	0	0	
Adequate Means of Support (AMS) (a)	n/a	n/a	7	7	7	7	6	6	6	6	6	6	6	10	10	10	10	10	10	0	0	0	0	
Disability Pension Wives / Widow(er)s (DPD)	n/a	n/a	712	632	594	557	524	489	448	413	0	0	0	0	0	0	0	0	0	0	0	0	0	
Commonwealth Seniors Health Cards (CSHC)	n/a	n/a	103	101	106	136	140	162	148	140	116	126	124	100	100	100	200	200	200	200	200	200	200	
Age Pension Partners (APP)	n/a	n/a	22	22	19	21	26	20	23	18	14	13	14	0	0	0	0	0	0	0	0	0	0	
Overlap Between Dependant Categories	n/a	n/a	n/a	259	239	326	316	312	296	292	57	50	52	50	50	40	40	40	30	30	30	30	30	
DFISA Dependents Only						144	138	132	143	115	113	117	113	110	120	120	120	130	130	130	130	130	130	
Other Allowances or Benefits Only						6	3	6	5	2	0	0	0	0	0	0	0	0	0	0	0	0	0	
<b>Total Dependents</b>	<b>n/a</b>	<b>n/a</b>	<b>3,260</b>	<b>3,001</b>	<b>2,978</b>	<b>3,049</b>	<b>2,972</b>	<b>2,953</b>	<b>2,929</b>	<b>2,777</b>	<b>2,493</b>	<b>2,419</b>	<b>2,379</b>	<b>2,300</b>	<b>2,200</b>	<b>2,100</b>	<b>1,900</b>	<b>1,800</b>	<b>1,700</b>	<b>1,600</b>	<b>1,400</b>	<b>1,300</b>	<b>1,200</b>	
<b>Overlap Between Total Veterans and Dependents</b>	<b>n/a</b>	<b>n/a</b>	<b>80</b>	<b>75</b>	<b>73</b>	<b>70</b>	<b>71</b>	<b>70</b>	<b>75</b>	<b>73</b>	<b>60</b>	<b>51</b>	<b>48</b>	<b>50</b>	<b>40</b>	<b>40</b>	<b>40</b>	<b>40</b>	<b>30</b>	<b>30</b>	<b>30</b>	<b>30</b>	<b>30</b>	
<b>Beneficiaries - Net Total</b>	<b>n/a</b>	<b>n/a</b>	<b>8,215</b>	<b>7,796</b>	<b>7,713</b>	<b>7,764</b>	<b>7,631</b>	<b>7,498</b>	<b>7,381</b>	<b>7,142</b>	<b>6,790</b>	<b>6,579</b>	<b>6,489</b>	<b>6,400</b>	<b>6,200</b>	<b>5,900</b>	<b>5,700</b>	<b>5,500</b>	<b>5,300</b>	<b>5,200</b>	<b>5,000</b>	<b>4,900</b>	<b>4,700</b>	



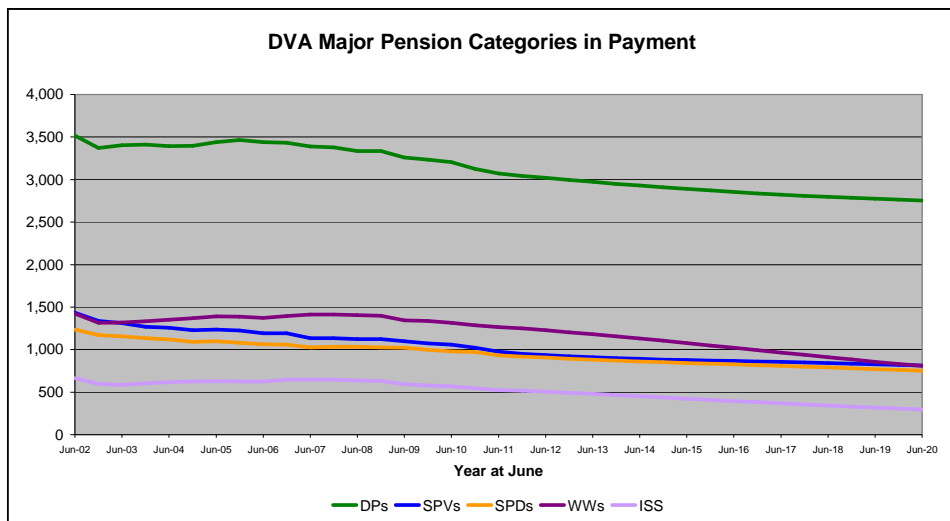
Date of Most Recent Actual Data : 30 Dec 2011  
Date When This Version is Current : 20 Jan 2012

Continued next page

## DVA PROJECTED BENEFICIARY NUMBERS WITH ACTUALS TO 31 DECEMBER 2011 - AUSTRALIAN CAPITAL TERRITORY

Executive Summary of DVA Beneficiaries in Receipt of Pension(s), Allowance(s) or Health Care Under the Veterans' Entitlements Act 1986

BENEFICIARY CATEGORY (Subsets of Net Total Beneficiaries on Previous Page)	ACTUAL DATA													FORECAST DATA									
	June 2000	June 2001	June 2002	June 2003	June 2004	June 2005	June 2006	June 2007	June 2008	June 2009	June 2010	June 2011	Dec 2011	June 2012	June 2013	June 2014	June 2015	June 2016	June 2017	June 2018	June 2019	June 2020	June 2021
Total Income Support Beneficiaries (a)	n/a	n/a	3,651	3,359	3,303	3,581	3,493	3,447	3,432	3,290	3,112	2,958	2,899	2,800	2,600	2,500	2,300	2,200	2,000	1,900	1,800	1,700	1,600
Total Disability Compensation Beneficiaries (b)	n/a	n/a	5,666	5,362	5,343	5,390	5,335	5,285	5,184	5,005	4,515	4,340	4,297	4,200	4,000	3,800	3,600	3,400	3,200	3,000	2,900	2,700	2,600
<b>Health Treatment Card Holders :</b>																							
Gold Card Holders	n/a	n/a	3,646	3,566	3,557	3,559	3,496	3,485	3,419	3,284	3,195	3,085	3,033	3,000	2,900	2,800	2,700	2,600	2,500	2,400	2,400	2,300	2,200
White Card Holders	n/a	n/a	2,359	2,288	2,262	2,284	2,281	2,247	2,224	2,212	2,209	2,180	2,175	2,200	2,200	2,200	2,200	2,200	2,200	2,200	2,200	2,200	2,200
<b>Total Health Treatment Card Holders</b>	<b>n/a</b>	<b>n/a</b>	<b>6,005</b>	<b>5,854</b>	<b>5,819</b>	<b>5,843</b>	<b>5,777</b>	<b>5,732</b>	<b>5,643</b>	<b>5,496</b>	<b>5,404</b>	<b>5,265</b>	<b>5,208</b>	<b>5,200</b>	<b>5,100</b>	<b>5,000</b>	<b>4,900</b>	<b>4,800</b>	<b>4,700</b>	<b>4,600</b>	<b>4,600</b>	<b>4,500</b>	<b>4,400</b>
<b>Other Categories of Interest:</b>																							
Income Support Supplement (ISS)	n/a	n/a	665	586	617	628	624	647	637	593	568	525	518	510	480	450	420	400	370	340	320	300	280
Total Age Pensioners (AP)	n/a	n/a	51	49	44	50	59	48	54	42	36	35	38	40	40	40	40	40	40	40	40	40	40
Total Commonwealth Seniors Health Cards (CSHC)	n/a	n/a	264	257	263	306	312	351	326	309	247	266	258	300	300	300	300	300	300	300	300	300	300
Repatriation Pharmaceutical Benefits Cards (RPBC)			265	252	244	222	210	192	176	155	148	120	113	100	100	100	0	0	0	0	0	0	0
DFISA Total						310	297	282	308	263	254	255	253	300	300	300	300	300	300	300	300	300	300

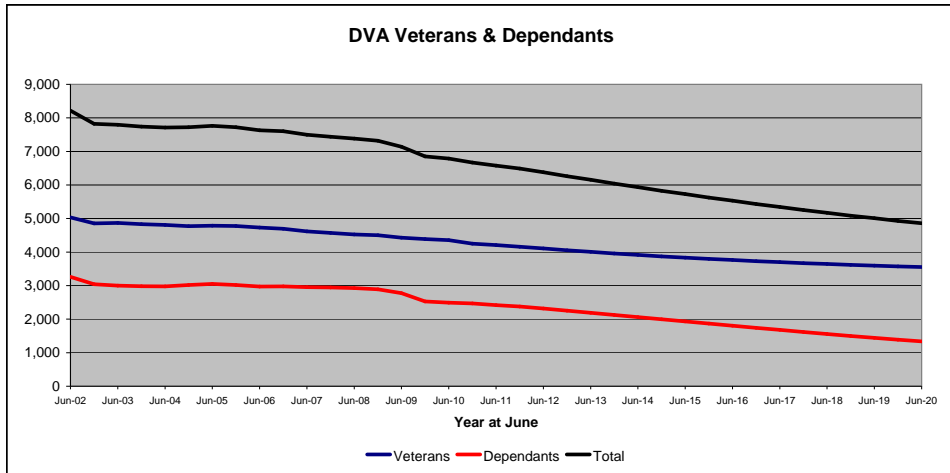


Date of Most Recent Actual Data : 30 Dec 2011  
 Date When This Version is Current : 20 Jan 2012

**DVA PROJECTED BENEFICIARY NUMBERS WITH ACTUALS TO 31 DECEMBER 2011 - OVERSEAS CLIENTS**

Executive Summary of DVA Beneficiaries in Receipt of Pension(s), Allowance(s) or Health Care Under the Veterans' Entitlements Act 1986

BENEFICIARY CATEGORY	ACTUAL DATA													FORECAST DATA										
	June 2000	June 2001	June 2002	June 2003	June 2004	June 2005	June 2006	June 2007	June 2008	June 2009	June 2010	June 2011	Dec 2011	June 2012	June 2013	June 2014	June 2015	June 2016	June 2017	June 2018	June 2019	June 2020	June 2021	
<b>Veterans :</b>																								
Disability Pensioners in Payment (DP)	n/a	n/a	n/a	n/a	n/a	n/a	n/a	n/a	n/a	n/a	794	794	773	760	740	720	700	680	660	640	620	600	590	
Age Pension Veterans (APV) (Included Above)	n/a	n/a	n/a	n/a	n/a	n/a	n/a	n/a	n/a	n/a	2	3	3	0	0	0	10	10	10	10	10	10	10	
Service Pension Veterans (SPV)	n/a	n/a	n/a	n/a	n/a	n/a	n/a	n/a	n/a	n/a	517	512	497	480	440	400	370	330	300	280	250	230	210	
Overlap Between DPs and SPVs	n/a	n/a	n/a	n/a	n/a	n/a	n/a	n/a	n/a	n/a	185	204	195	190	180	180	170	170	160	160	150	140	140	
Treatment / Pharmaceutical Cards or Allowances Only Recipients	n/a	n/a	n/a	n/a	n/a	n/a	n/a	n/a	n/a	n/a	23	49	60	60	60	50	50	50	40	40	40	40	40	
<b>Total Veterans</b>	<b>n/a</b>	<b>n/a</b>	<b>n/a</b>	<b>n/a</b>	<b>n/a</b>	<b>n/a</b>	<b>n/a</b>	<b>n/a</b>	<b>n/a</b>	<b>n/a</b>	<b>1,149</b>	<b>1,151</b>	<b>1,135</b>	<b>1,110</b>	<b>1,050</b>	<b>990</b>	<b>940</b>	<b>890</b>	<b>840</b>	<b>800</b>	<b>760</b>	<b>730</b>	<b>700</b>	
<b>Dependants :</b>																								
Service Pension Dependents (SPD)	n/a	n/a	n/a	n/a	n/a	n/a	n/a	n/a	n/a	n/a	466	464	453	440	410	390	360	340	310	290	270	250	230	
War Widow(er)s (WW)	n/a	n/a	n/a	n/a	n/a	n/a	n/a	n/a	n/a	n/a	299	298	297	290	280	270	270	260	250	240	230	220	220	
Orphans (O)	n/a	n/a	n/a	n/a	n/a	n/a	n/a	n/a	n/a	n/a	9	10	10	10	10	10	10	10	10	10	10	10	10	
Children of Disabled Veterans (DC)	n/a	n/a	n/a	n/a	n/a	n/a	n/a	n/a	n/a	n/a	0	0	0	0	0	0	0	0	0	0	0	0	0	
Adequate Means of Support (AMS) (a)	n/a	n/a	n/a	n/a	n/a	n/a	n/a	n/a	n/a	n/a	1	1	1	0	0	0	0	0	0	0	0	0	0	
Disability Pension Wives / Widow(er)s (DPD)	n/a	n/a	n/a	n/a	n/a	n/a	n/a	n/a	n/a	n/a	0	0	0	0	0	0	0	0	0	0	0	0	0	
Commonwealth Seniors Health Cards (CSHC)	n/a	n/a	n/a	n/a	n/a	0	0	0	0	0	1	1	1	0	0	0	0	0	0	0	0	0	0	
Age Pension Partners (APP)	n/a	n/a	n/a	n/a	n/a	n/a	n/a	n/a	n/a	n/a	1	1	1	0	0	0	0	0	0	0	0	0	0	
Overlap Between Dependant Categories	n/a	n/a	n/a	n/a	n/a	n/a	n/a	n/a	n/a	n/a	0	1	-3	0	0	0	0	0	0	0	0	0	0	
DFISA Dependents Only						n/a	n/a	n/a	n/a	n/a	6	7	7	10	10	10	10	10	10	10	10	10	10	
Other Allowances or Benefits Only						n/a	n/a	n/a	n/a	n/a	0	0	0	0	0	0	0	0	0	0	0	0	0	
<b>Total Dependents</b>	<b>n/a</b>	<b>n/a</b>	<b>n/a</b>	<b>n/a</b>	<b>n/a</b>	<b>n/a</b>	<b>n/a</b>	<b>n/a</b>	<b>n/a</b>	<b>n/a</b>	<b>783</b>	<b>781</b>	<b>773</b>	<b>750</b>	<b>710</b>	<b>670</b>	<b>630</b>	<b>590</b>	<b>550</b>	<b>510</b>	<b>470</b>	<b>430</b>	<b>400</b>	
<b>Overlap Between Total Veterans and Dependents</b>	<b>n/a</b>	<b>n/a</b>	<b>n/a</b>	<b>n/a</b>	<b>n/a</b>	<b>n/a</b>	<b>n/a</b>	<b>n/a</b>	<b>n/a</b>	<b>n/a</b>	<b>0</b>	<b>1</b>	<b>0</b>	<b>0</b>	<b>0</b>	<b>0</b>	<b>0</b>	<b>0</b>	<b>0</b>	<b>0</b>	<b>0</b>	<b>0</b>	<b>0</b>	
<b>Beneficiaries - Net Total</b>	<b>n/a</b>	<b>n/a</b>	<b>n/a</b>	<b>n/a</b>	<b>n/a</b>	<b>n/a</b>	<b>n/a</b>	<b>n/a</b>	<b>n/a</b>	<b>n/a</b>	<b>1,932</b>	<b>1,931</b>	<b>1,908</b>	<b>1,860</b>	<b>1,760</b>	<b>1,660</b>	<b>1,570</b>	<b>1,480</b>	<b>1,390</b>	<b>1,310</b>	<b>1,230</b>	<b>1,160</b>	<b>1,100</b>	



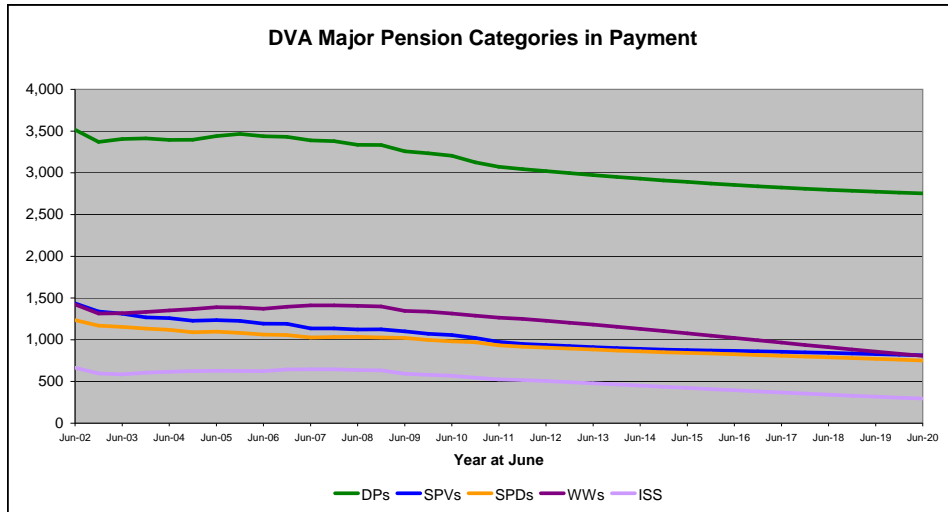
Date of Most Recent Actual Data : 30 Dec 2011  
 Date When This Version is Current : 20 Jan 2012

Continued next page

## DVA PROJECTED BENEFICIARY NUMBERS WITH ACTUALS TO 31 DECEMBER 2011 - OVERSEAS CLIENTS

Executive Summary of DVA Beneficiaries in Receipt of Pension(s), Allowance(s) or Health Care Under the Veterans' Entitlements Act 1986

BENEFICIARY CATEGORY (Subsets of Net Total Beneficiaries on Previous Page)	ACTUAL DATA													FORECAST DATA									
	June 2000	June 2001	June 2002	June 2003	June 2004	June 2005	June 2006	June 2007	June 2008	June 2009	June 2010	June 2011	Dec 2011	June 2012	June 2013	June 2014	June 2015	June 2016	June 2017	June 2018	June 2019	June 2020	June 2021
Total Income Support Beneficiaries (a)	n/a	n/a	n/a	n/a	n/a	n/a	n/a	n/a	n/a	n/a	1,061	1,060	1,034	1,000	940	880	820	770	720	680	630	600	560
Total Disability Compensation Beneficiaries (b)	n/a	n/a	n/a	n/a	n/a	n/a	n/a	n/a	n/a	n/a	1,103	1,103	1,081	1,060	1,000	950	900	850	810	760	720	680	650
<b>Health Treatment Card Holders :</b>																							
Gold Card Holders	n/a	n/a	n/a	n/a	n/a	n/a	n/a	n/a	n/a	n/a	165	455	473	480	480	480	470	470	470	460	450	440	440
White Card Holders	n/a	n/a	n/a	n/a	n/a	n/a	n/a	n/a	n/a	n/a	89	290	313	320	330	340	340	340	340	340	340	340	340
<b>Total Health Treatment Card Holders</b>	<b>n/a</b>	<b>n/a</b>	<b>n/a</b>	<b>n/a</b>	<b>n/a</b>	<b>n/a</b>	<b>n/a</b>	<b>n/a</b>	<b>n/a</b>	<b>n/a</b>	<b>254</b>	<b>745</b>	<b>786</b>	<b>790</b>	<b>810</b>	<b>810</b>	<b>810</b>	<b>810</b>	<b>810</b>	<b>800</b>	<b>800</b>	<b>790</b>	<b>780</b>
<b>Other Categories of Interest:</b>																							
Income Support Supplement (ISS)	n/a	n/a	n/a	n/a	n/a	n/a	n/a	n/a	n/a	n/a	51	53	54	50	50	50	50	50	50	50	40	40	40
Total Age Pensioners (AP)	n/a	n/a	n/a	n/a	n/a	n/a	n/a	n/a	n/a	n/a	3	4	4	0	0	10	10	10	10	10	10	10	10
Total Commonwealth Seniors Health Cards (CSHC)	n/a	n/a	n/a	n/a	n/a	0	0	0	0	0	1	1	1	0	0	0	0	0	0	0	0	0	0
Repatriation Pharmaceutical Benefits Cards (RPBC)				n/a	n/a	n/a	n/a	n/a	n/a	n/a	16	50	52	50	40	40	40	30	30	30	30	30	20
DFISA Total						n/a	n/a	n/a	n/a	n/a	26	30	29	30	30	30	30	30	30	30	30	30	30



Date of Most Recent Actual Data : 30 Dec 2011  
Date When This Version is Current : 20 Jan 2012