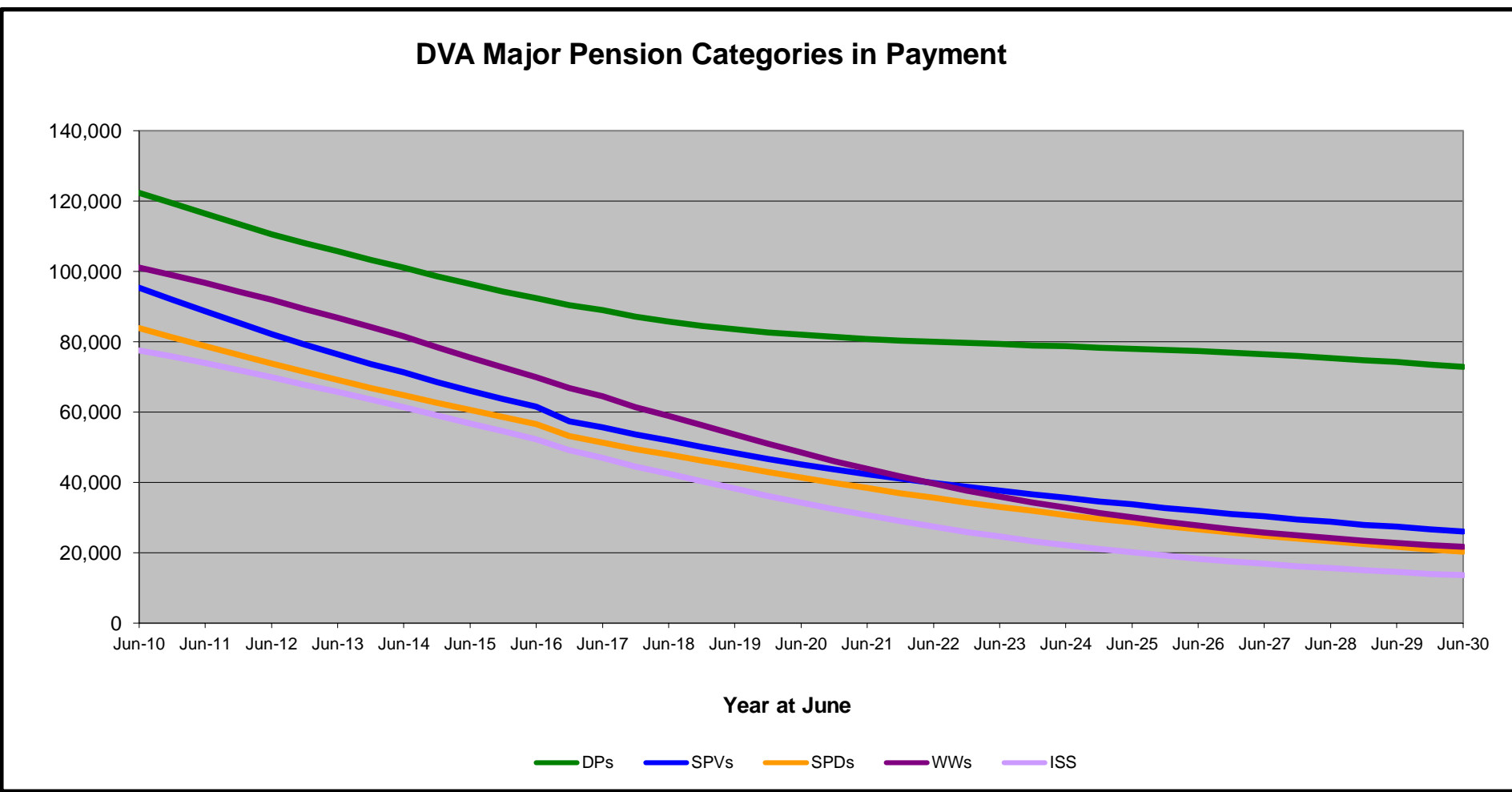
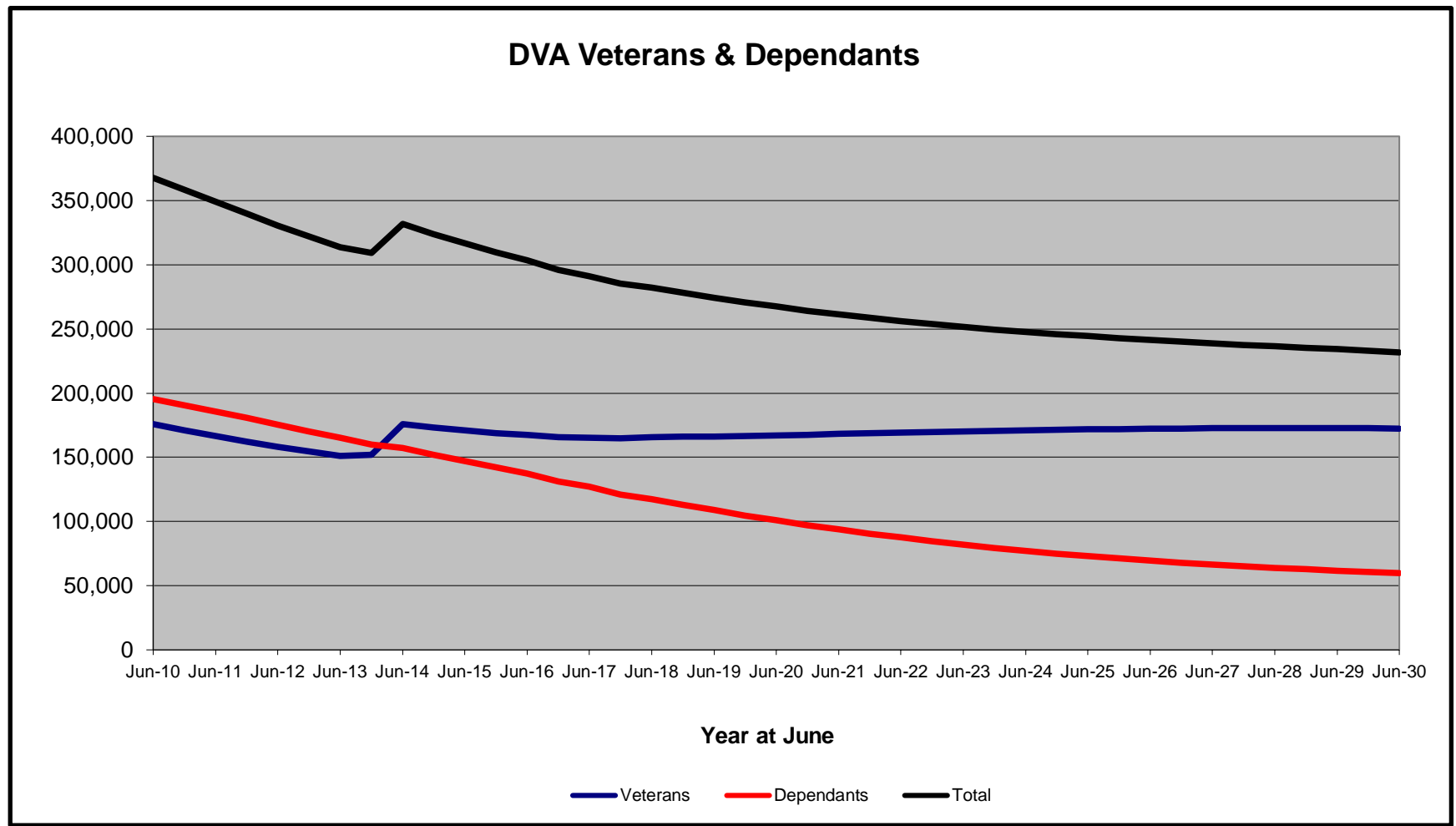


**DVA PROJECTED BENEFICIARY NUMBERS WITH ACTUALS TO 30 JUNE 2018 - AUSTRALIA**

**Executive Summary of DVA Beneficiaries in Receipt of Pension(s), Allowance(s) or Health Care**

BENEFICIARY CATEGORY	ACTUAL DATA										FORECAST DATA										
	June 2010	June 2011	June 2012	June 2013	June 2014	June 2015	June 2016	June 2017	June 2018	June 2019	June 2020	June 2021	June 2022	June 2023	June 2024	June 2025	June 2026	June 2027	June 2028	June 2029	June 2030
<b>Veterans :</b>																					
Disability Pensioners in Payment	122,355	116,498	110,644	105,705	101,059	96,493	92,374	88,974	85,811	83,600	82,000	80,900	80,000	79,300	78,700	78,100	77,300	76,500	75,400	74,200	72,900
Age Pension Veterans (Included Above)	3,006	2,771	2,562	2,405	2,244	2,151	2,097	2,026	1,940	1,900	1,900	2,000	2,100	2,300	2,400	2,600	2,800	3,000	3,200	3,400	3,600
Service Pension Veterans	95,363	88,652	82,229	76,523	71,266	66,016	61,504	55,641	52,011	48,400	45,200	42,400	39,900	37,700	35,700	33,800	32,000	30,400	28,800	27,400	26,100
Disability Pensioner & Service Pension Veteran Overlap	62,077	58,300	54,638	51,371	48,307	45,206	42,542	38,738	36,604	34,300	32,200	30,300	28,600	27,000	25,400	24,000	22,500	21,100	19,700	18,400	17,100
Treatment Cards, Allowances or Accepted Disabilities Only	20,353	19,803	19,974	20,383	51,867	53,713	55,968	59,194	64,606	68,600	72,100	75,200	77,800	80,200	82,200	84,000	85,600	87,100	88,400	89,600	90,600
MRCA Veterans	n/a	n/a	n/a	n/a	16,732	19,561	22,337	25,596	29,612	33,600	36,900	40,000	42,800	45,500	48,000	50,300	52,600	54,800	56,900	59,000	61,000
SRCA Veterans	n/a	n/a	n/a	n/a	50,223	50,757	51,388	52,019	52,588	53,800	55,000	56,200	57,300	58,400	59,300	60,100	60,800	61,300	61,800	62,100	62,300
<b>Total Veterans</b>	<b>175,994</b>	<b>166,653</b>	<b>158,209</b>	<b>151,240</b>	<b>175,934</b>	<b>171,016</b>	<b>167,304</b>	<b>165,071</b>	<b>165,824</b>	<b>166,300</b>	<b>167,200</b>	<b>168,200</b>	<b>169,200</b>	<b>170,200</b>	<b>171,100</b>	<b>171,900</b>	<b>172,400</b>	<b>172,800</b>	<b>173,000</b>	<b>172,900</b>	<b>172,400</b>
<b>Dependants :</b>																					
Service Pension Dependants	83,879	78,716	73,827	69,174	64,902	60,631	56,670	51,329	47,928	44,600	41,400	38,400	35,600	33,100	30,800	28,600	26,700	24,900	23,200	21,700	20,300
War Widow(er)s	101,090	96,761	91,925	86,865	81,531	75,536	69,960	64,500	59,001	53,700	48,600	44,000	39,700	36,000	32,800	30,100	27,700	25,800	24,200	22,800	21,700
Orphans	190	187	179	171	177	173	150	157	155	160	170	170	180	180	180	180	180	170	170	170	170
Adequate Means of Support (a)	449	431	419	408	398	382	367	355	331	330	320	320	310	310	300	290	290	280	280	270	260
Age Pension Partners	2,161	2,008	1,850	1,716	1,545	1,470	1,408	1,324	1,257	1,200	1,200	1,200	1,200	1,200	1,200	1,300	1,300	1,300	1,400	1,400	1,400
Commonwealth Seniors Health Cards Dependants	4,153	4,100	3,849	3,694	3,214	3,055	2,835	4,449	2,660	2,300	2,000	1,800	1,600	1,500	1,400	1,300	1,200	1,100	1,100	1,000	1,000
Defence Force Income Support Supplement Dependants	7,282	6,974	6,567	6,228	5,879	5,811	5,711	5,460	5,404	5,600	6,000	6,600	7,100	7,700	8,200	8,800	9,400	9,900	10,400	10,900	11,400
MRCA Dependants	n/a	n/a	n/a	n/a	158	177	188	219	252	260	260	260	260	260	260	250	240	240	230	220	220
Other Dependants	411	425	530	590	2,607	2,513	2,526	2,477	2,671	2,600	2,700	2,800	2,900	3,100	3,400	3,600	3,900	4,100	4,400	4,600	4,900
Total Overlap Between Dependant Categories	4,230	4,036	3,766	3,513	3,028	2,827	2,659	3,050	2,301	2,000	1,700	1,600	1,500	1,400	1,400	1,400	1,400	1,300	1,300	1,300	1,300
<b>Total Dependants</b>	<b>195,385</b>	<b>185,566</b>	<b>175,380</b>	<b>165,333</b>	<b>157,383</b>	<b>146,921</b>	<b>137,156</b>	<b>127,220</b>	<b>117,358</b>	<b>108,900</b>	<b>101,000</b>	<b>93,900</b>	<b>87,600</b>	<b>81,900</b>	<b>77,100</b>	<b>73,000</b>	<b>69,500</b>	<b>66,500</b>	<b>63,900</b>	<b>61,800</b>	<b>59,900</b>
<b>Total Veterans and Total Dependants Overlap</b>	<b>3,564</b>	<b>3,290</b>	<b>2,968</b>	<b>2,693</b>	<b>1,590</b>	<b>1,366</b>	<b>1,172</b>	<b>1,006</b>	<b>894</b>	<b>800</b>	<b>700</b>	<b>600</b>	<b>500</b>	<b>500</b>	<b>500</b>	<b>500</b>	<b>500</b>	<b>500</b>	<b>500</b>	<b>500</b>	<b>500</b>
<b>Nett Total Clients *</b>	<b>367,815</b>	<b>348,929</b>	<b>330,621</b>	<b>313,880</b>	<b>331,727</b>	<b>316,571</b>	<b>303,288</b>	<b>291,285</b>	<b>282,314</b>	<b>274,400</b>	<b>267,500</b>	<b>261,500</b>	<b>256,300</b>	<b>251,700</b>	<b>247,800</b>	<b>244,500</b>	<b>241,500</b>	<b>238,900</b>	<b>236,500</b>	<b>234,200</b>	<b>231,900</b>

\* - From June 2014 this report contains a more complete count of total DVA clients. The previous count; Net Total Beneficiaries; included all persons receiving a VEA pension/allowance or holding a treatment or pharmaceutical entitlement card. In contrast, the Nett Total Client count also includes any veteran with one or more service related disabilities accepted under the SRCA or the MRCA as well as dependent children of veterans currently receiving student payments under the VCES or MRCAETS.



Date of Most Recent Actual Data : 29 June 2018  
Date When This Version is Current : 1 Aug 2018

Continued next page

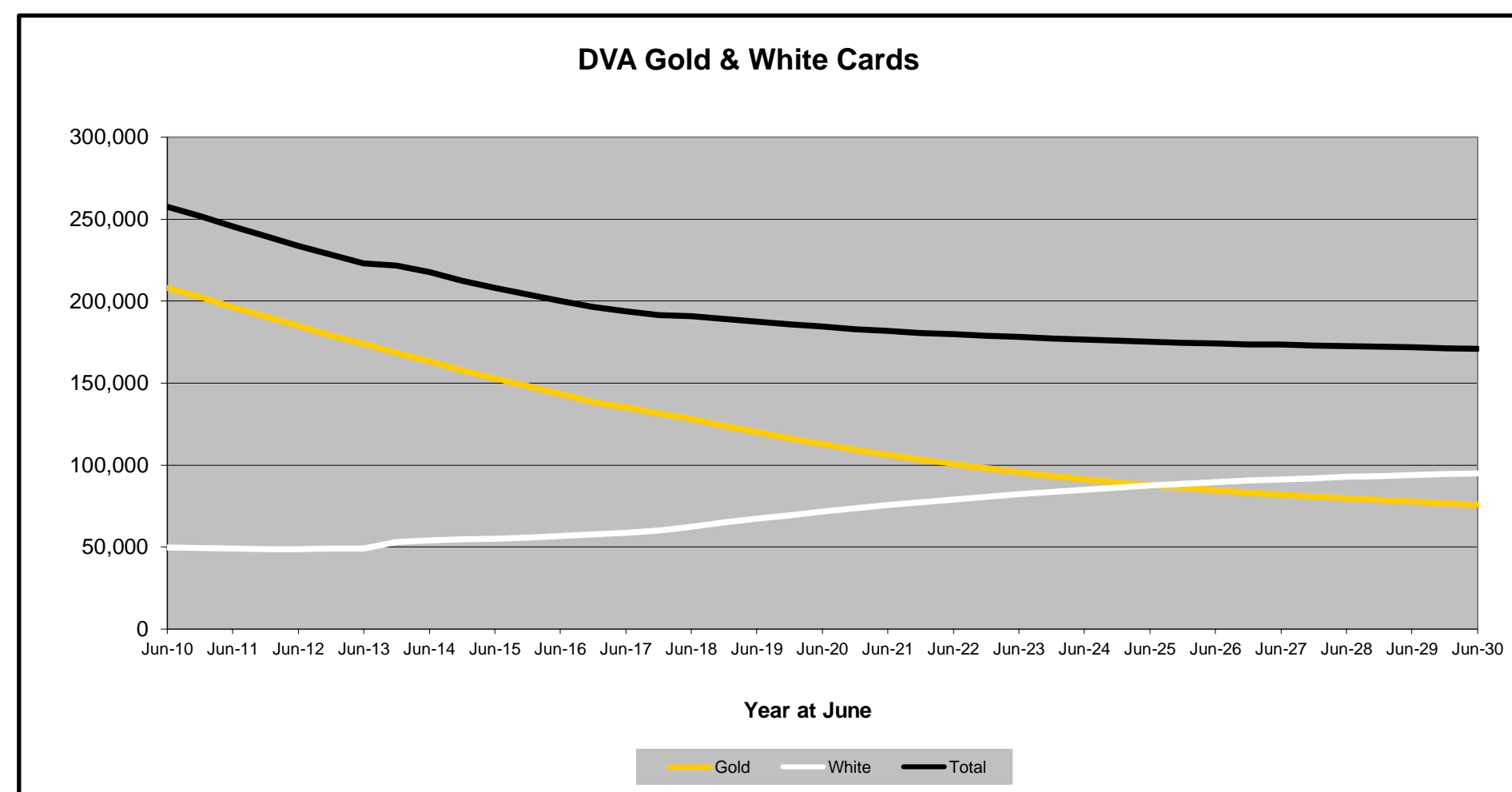
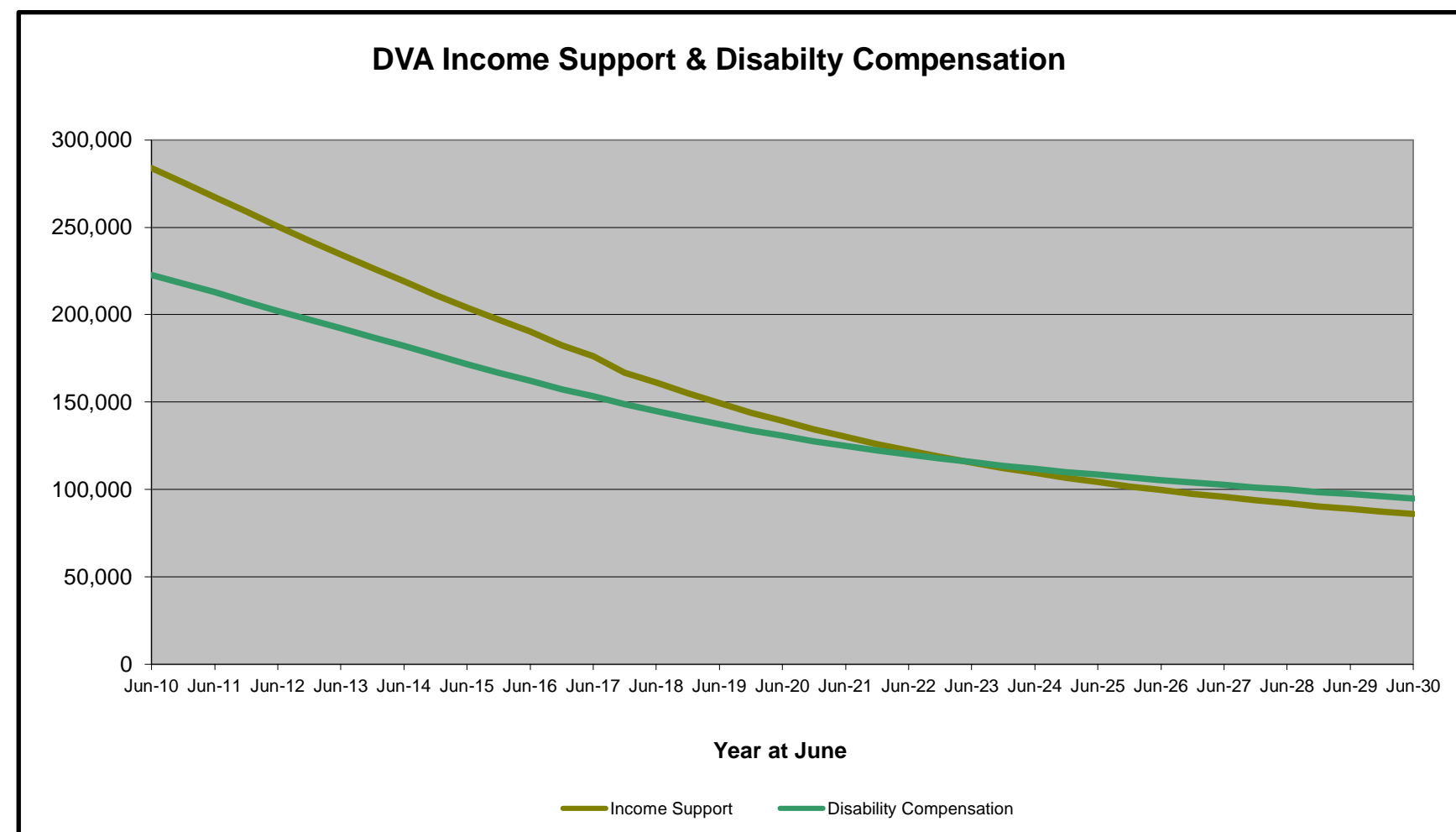
# DVA PROJECTED BENEFICIARY NUMBERS WITH ACTUALS TO 30 JUNE 2018 - AUSTRALIA

## Executive Summary of DVA Beneficiaries in Receipt of Pension(s), Allowance(s) or Health Care

BENEFICIARY CATEGORY (Subsets of Net Total Beneficiaries on Previous Page)	ACTUAL DATA										FORECAST DATA										
	June 2010	June 2011	June 2012	June 2013	June 2014	June 2015	June 2016	June 2017	June 2018	June 2019	June 2020	June 2021	June 2022	June 2023	June 2024	June 2025	June 2026	June 2027	June 2028	June 2029	June 2030
<b>Health Treatment Card Holders :</b>																					
Gold Cards	207,945	196,619	185,031	174,168	163,578	153,033	143,635	135,263	128,517	120,300	113,000	106,500	100,700	95,800	91,600	88,000	84,800	82,200	80,000	78,000	76,000
White Cards	49,621	48,986	48,769	49,013	53,984	55,148	56,610	58,705	62,450	67,200	71,500	75,500	79,100	82,200	85,000	87,400	89,500	91,300	92,700	93,900	94,800
<b>Total Health Treatment Cards</b>	<b>257,566</b>	<b>245,605</b>	<b>233,800</b>	<b>223,181</b>	<b>217,562</b>	<b>208,181</b>	<b>200,245</b>	<b>193,968</b>	<b>190,967</b>	<b>187,500</b>	<b>184,500</b>	<b>181,900</b>	<b>179,800</b>	<b>178,000</b>	<b>176,600</b>	<b>175,400</b>	<b>174,300</b>	<b>173,500</b>	<b>172,700</b>	<b>171,900</b>	<b>170,900</b>
Repatriation Pharmaceutical Benefits Cards (Orange Cards)	10,614	9,293	7,996	6,817	5,744	4,709	3,799	3,024	2,315	1,800	1,300	900	700	500	300	200	100	100	0	0	0
<b>Other Income Support Categories:</b>																					
Income Support Supplement	77,584	73,970	69,989	65,730	61,463	56,725	52,292	47,036	42,464	38,300	34,300	30,700	27,500	24,700	22,200	20,100	18,400	16,900	15,600	14,500	13,600
Age Pensioners	5,167	4,779	4,412	4,121	3,833	3,658	3,538	3,380	3,225	3,100	3,100	3,200	3,400	3,500	3,700	3,900	4,200	4,400	4,600	4,800	5,000
Commonwealth Seniors Health Cards	7,269	7,014	6,428	6,069	5,150	4,698	4,321	7,222	4,098	3,600	3,200	2,800	2,600	2,400	2,300	2,100	2,000	2,000	1,900	1,800	1,800
Defence Force Income Support Supplement (DFISA)	18,678	17,941	17,050	16,159	15,447	15,192	14,784	14,174	13,933	14,000	14,400	15,100	15,900	16,800	17,700	18,700	19,600	20,600	21,400	22,200	23,000
<b>Total Income Support Beneficiaries (a)</b>	<b>283,823</b>	<b>267,297</b>	<b>250,472</b>	<b>234,603</b>	<b>219,153</b>	<b>204,180</b>	<b>190,423</b>	<b>176,232</b>	<b>161,184</b>	<b>149,600</b>	<b>139,200</b>	<b>130,300</b>	<b>122,400</b>	<b>115,500</b>	<b>109,600</b>	<b>104,400</b>	<b>99,800</b>	<b>95,900</b>	<b>92,300</b>	<b>89,100</b>	<b>86,200</b>
<b>Total Disability Compensation Beneficiaries (b)</b>	<b>222,876</b>	<b>212,749</b>	<b>202,154</b>	<b>192,236</b>	<b>182,345</b>	<b>171,874</b>	<b>162,247</b>	<b>153,463</b>	<b>144,843</b>	<b>137,400</b>	<b>130,800</b>	<b>125,100</b>	<b>120,100</b>	<b>115,700</b>	<b>111,900</b>	<b>108,500</b>	<b>105,500</b>	<b>102,700</b>	<b>100,000</b>	<b>97,400</b>	<b>94,900</b>

(a) - Includes veteran service pensions, dependant service pensions, income support supplement, age pensions, commonwealth seniors health cards and DFISA recipients.

(b) - Includes disability, war widow, orphan and adequate means of support pensions.



Date of Most Recent Actual Data : 29 June 2018

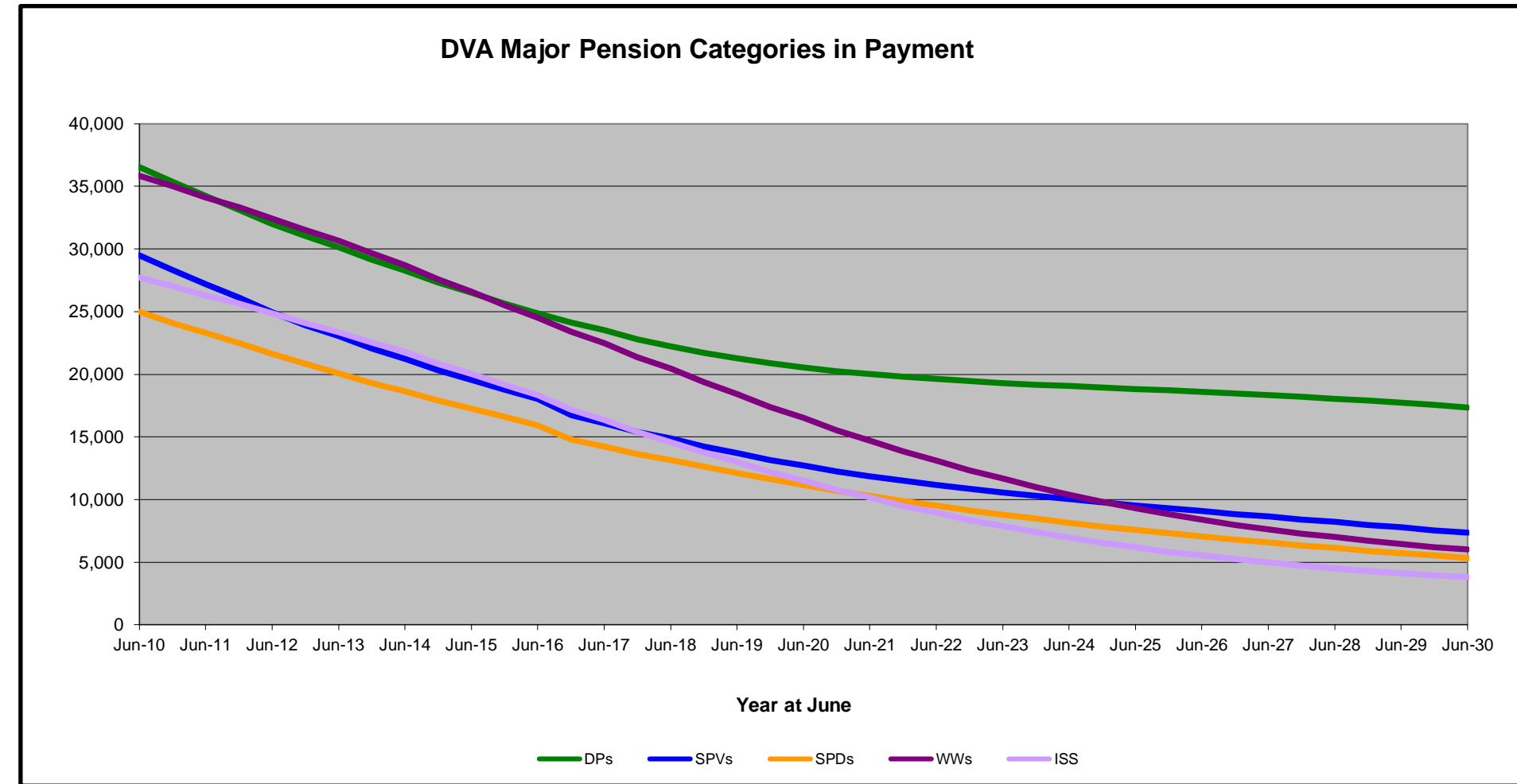
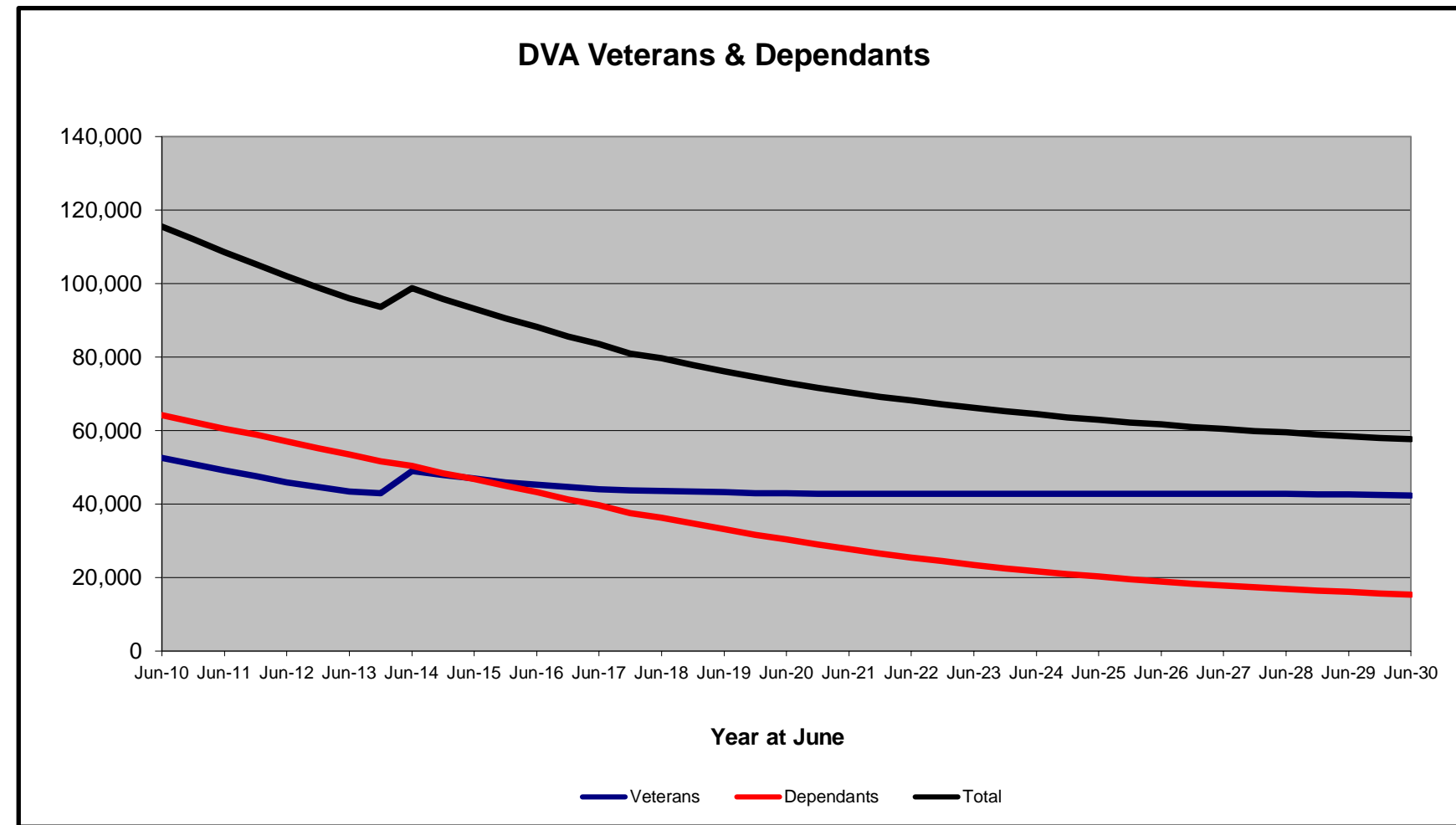
Date When This Version is Current : 1 Aug 2018

# DVA PROJECTED BENEFICIARY NUMBERS WITH ACTUALS TO 30 JUNE 2018 - NEW SOUTH WALES

## Executive Summary of DVA Beneficiaries in Receipt of Pension(s), Allowance(s) or Health Care

BENEFICIARY CATEGORY	ACTUAL DATA										FORECAST DATA										
	June 2010	June 2011	June 2012	June 2013	June 2014	June 2015	June 2016	June 2017	June 2018	June 2019	June 2020	June 2021	June 2022	June 2023	June 2024	June 2025	June 2026	June 2027	June 2028	June 2029	June 2030
<b>Veterans :</b>																					
Disability Pensioners in Payment	36,510	34,235	31,988	30,119	28,257	26,502	24,873	23,504	22,243	21,300	20,600	20,000	19,600	19,300	19,100	18,800	18,600	18,400	18,100	17,700	17,400
Age Pension Veterans (Included Above)	1,055	959	868	791	700	644	594	533	488	500	400	500	500	500	500	600	600	700	700	700	800
Service Pension Veterans	29,497	27,210	24,954	23,067	21,211	19,527	18,026	16,100	14,877	13,700	12,700	11,900	11,200	10,600	10,000	9,500	9,100	8,700	8,200	7,800	7,300
Disability Pensioner & Service Pension Veteran Overlap	19,371	17,961	16,535	15,326	14,115	12,982	11,999	10,641	9,844	9,100	8,400	7,800	7,300	6,900	6,500	6,100	5,800	5,500	5,100	4,800	4,400
Treatment Cards, Allowances or Accepted Disabilities Only	5,928	5,671	5,566	5,556	13,564	13,898	14,398	15,150	16,369	17,300	18,000	18,700	19,300	19,800	20,200	20,600	21,000	21,300	21,600	21,800	22,100
MRCA Veterans	n/a	n/a	n/a	n/a	4,082	4,768	5,475	6,298	7,337	8,400	9,200	10,000	10,700	11,400	12,000	12,600	13,200	13,700	14,200	14,600	15,100
SRCA Veterans	n/a	n/a	n/a	n/a	12,010	12,118	12,231	12,321	12,428	12,700	12,900	13,200	13,500	13,700	13,900	14,100	14,300	14,500	14,600	14,600	14,700
<b>Total Veterans</b>	<b>52,564</b>	<b>49,155</b>	<b>45,973</b>	<b>43,416</b>	<b>48,939</b>	<b>46,945</b>	<b>45,298</b>	<b>44,113</b>	<b>43,645</b>	<b>43,200</b>	<b>42,900</b>	<b>42,800</b>	<b>42,800</b>	<b>42,800</b>	<b>42,800</b>	<b>42,900</b>	<b>42,800</b>	<b>42,800</b>	<b>42,700</b>	<b>42,600</b>	<b>42,300</b>
<b>Dependants :</b>																					
Service Pension Dependants	24,994	23,287	21,640	20,055	18,637	17,269	15,929	14,247	13,153	12,100	11,200	10,300	9,500	8,800	8,200	7,600	7,000	6,600	6,100	5,700	5,400
War Widow(er)s	35,855	34,128	32,431	30,652	28,723	26,569	24,507	22,489	20,437	18,400	16,500	14,700	13,100	11,700	10,400	9,300	8,400	7,600	7,000	6,500	6,000
Orphans	53	47	47	47	44	52	45	51	49	50	50	50	50	50	50	50	50	50	50	40	40
Adequate Means of Support (a)	150	145	139	136	131	126	123	119	114	110	110	110	110	110	100	100	100	100	90	90	90
Age Pension Partners	754	692	624	557	478	443	401	358	325	300	300	300	300	200	200	300	300	300	300	300	300
Commonwealth Seniors Health Cards Dependants	1,206	1,183	1,136	1,108	988	926	859	1,379	795	700	600	500	500	400	400	300	300	300	300	300	300
Defence Force Income Support Supplement Dependants	2,290	2,146	1,983	1,830	1,663	1,598	1,517	1,402	1,366	1,400	1,400	1,500	1,600	1,700	1,800	1,900	2,000	2,100	2,200	2,300	2,400
MRCA Dependants	n/a	n/a	n/a	n/a	45	47	52	55	61	60	60	60	70	70	70	70	70	70	60	60	60
Other Dependants	143	145	181	209	627	574	574	526	615	600	700	700	800	900	900	1,000	1,000	1,100	1,200	1,200	1,200
Total Overlap Between Dependant Categories	1,290	1,232	1,145	1,060	919	857	773	931	652	500	400	400	400	300	300	300	300	300	300	300	300
<b>Total Dependants</b>	<b>64,155</b>	<b>60,541</b>	<b>57,036</b>	<b>53,534</b>	<b>50,417</b>	<b>46,754</b>	<b>43,234</b>	<b>39,695</b>	<b>36,263</b>	<b>33,200</b>	<b>30,300</b>	<b>27,800</b>	<b>25,500</b>	<b>23,500</b>	<b>21,700</b>	<b>20,200</b>	<b>18,900</b>	<b>17,800</b>	<b>16,900</b>	<b>16,100</b>	<b>15,400</b>
<b>Total Veterans and Total Dependants Overlap</b>	<b>1,203</b>	<b>1,089</b>	<b>1,018</b>	<b>914</b>	<b>522</b>	<b>429</b>	<b>360</b>	<b>297</b>	<b>249</b>	<b>200</b>	<b>200</b>	<b>200</b>	<b>100</b>	<b>100</b>	<b>100</b>	<b>100</b>	<b>100</b>	<b>100</b>	<b>100</b>	<b>100</b>	<b>100</b>
<b>Nett Total Clients *</b>	<b>115,516</b>	<b>108,607</b>	<b>101,991</b>	<b>96,036</b>	<b>98,834</b>	<b>93,270</b>	<b>88,172</b>	<b>83,511</b>	<b>79,666</b>	<b>76,200</b>	<b>73,100</b>	<b>70,500</b>	<b>68,200</b>	<b>66,200</b>	<b>64,500</b>	<b>63,000</b>	<b>61,700</b>	<b>60,500</b>	<b>59,500</b>	<b>58,500</b>	<b>57,600</b>

\* - From June 2014 this report contains a more complete count of total DVA clients. The previous count; Net Total Beneficiaries; included all persons receiving a VEA pension/allowance or holding a treatment or pharmaceutical entitlement card. In contrast, the Nett Total Client count also includes any veteran with one or more service related disabilities accepted under the SRCA or the MRCA as well as dependent children of veterans currently receiving student payments under the VCES or MRCAETS.



Date of Most Recent Actual Data : 29 June 2018  
Date When This Version is Current : 1 Aug 2018

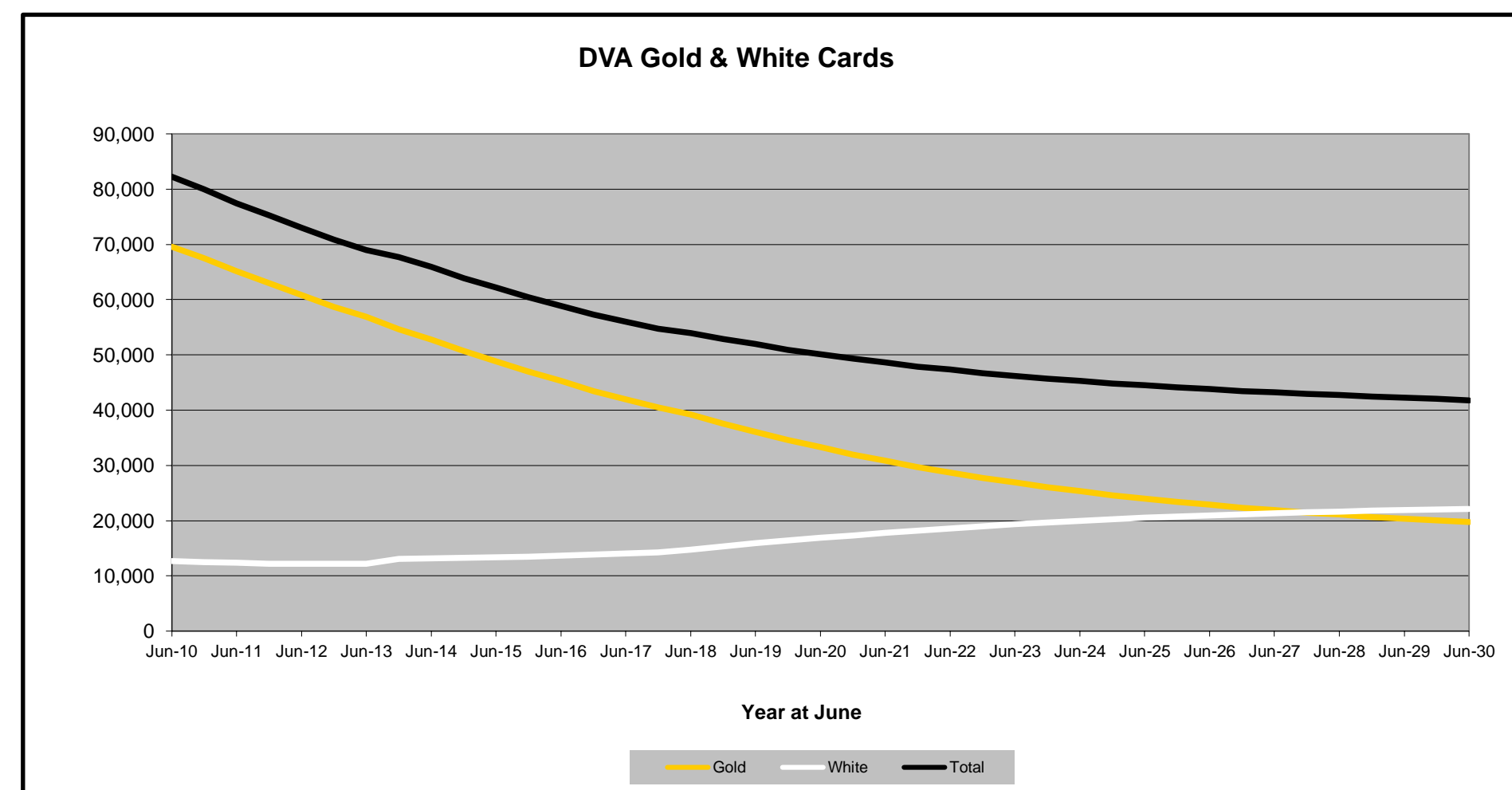
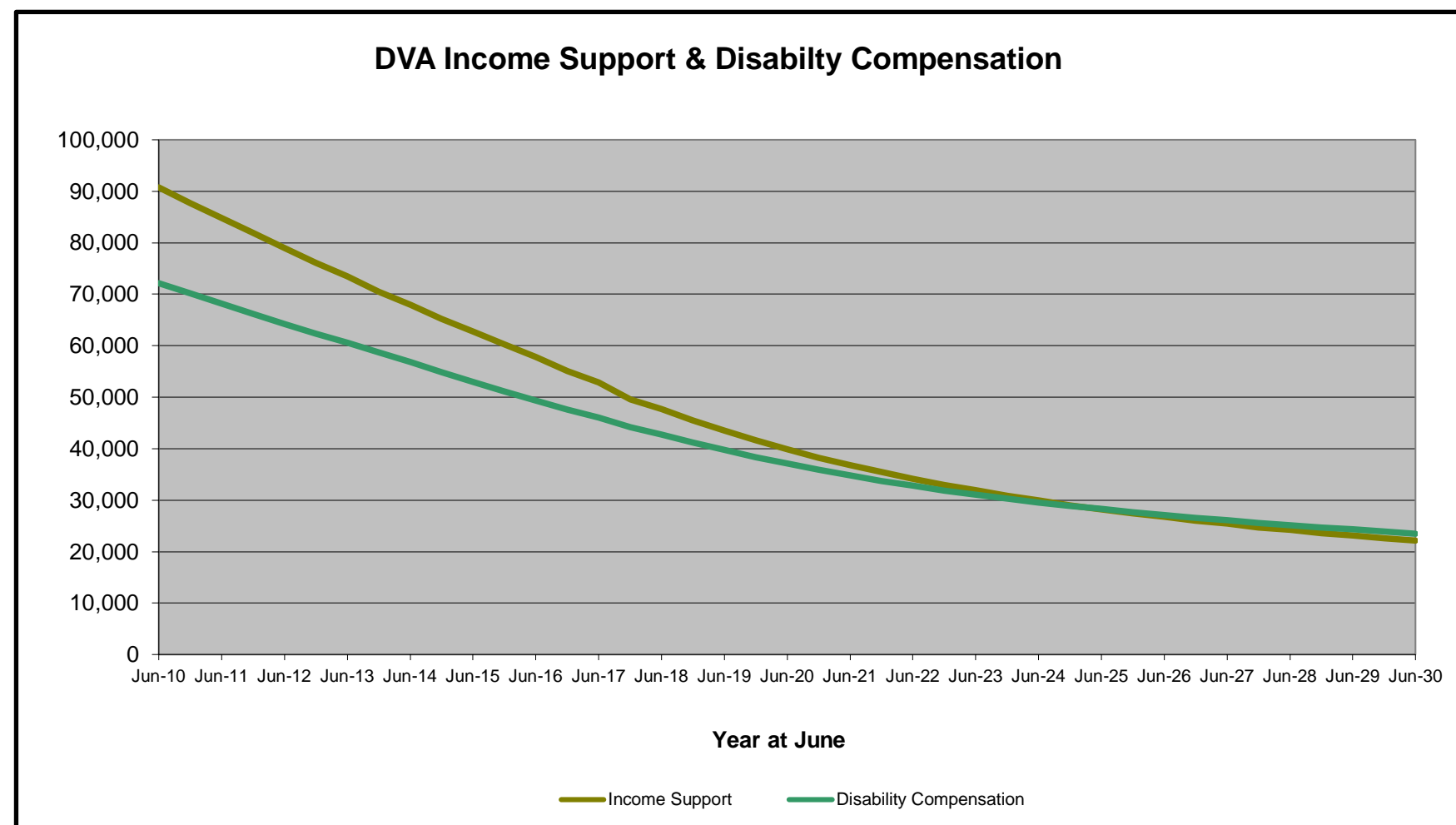
Continued next page

# DVA PROJECTED BENEFICIARY NUMBERS WITH ACTUALS TO 30 JUNE 2018 - NEW SOUTH WALES

## Executive Summary of DVA Beneficiaries in Receipt of Pension(s), Allowance(s) or Health Care

BENEFICIARY CATEGORY (Subsets of Net Total Beneficiaries on Previous Page)	ACTUAL DATA										FORECAST DATA										
	June 2010	June 2011	June 2012	June 2013	June 2014	June 2015	June 2016	June 2017	June 2018	June 2019	June 2020	June 2021	June 2022	June 2023	June 2024	June 2025	June 2026	June 2027	June 2028	June 2029	June 2030
<b>Health Treatment Card Holders :</b>																					
Gold Cards	69,607	65,139	60,825	56,862	52,789	48,856	45,271	42,007	39,190	36,100	33,300	30,900	28,700	26,900	25,300	24,000	22,900	21,900	21,100	20,400	19,700
White Cards	12,643	12,346	12,154	12,152	13,184	13,376	13,624	14,057	14,783	15,900	16,900	17,800	18,600	19,300	20,000	20,500	21,000	21,400	21,700	21,900	22,100
<b>Total Health Treatment Cards</b>	<b>82,250</b>	<b>77,485</b>	<b>72,979</b>	<b>69,014</b>	<b>65,973</b>	<b>62,232</b>	<b>58,895</b>	<b>56,064</b>	<b>53,973</b>	<b>51,900</b>	<b>50,200</b>	<b>48,600</b>	<b>47,300</b>	<b>46,200</b>	<b>45,300</b>	<b>44,500</b>	<b>43,800</b>	<b>43,300</b>	<b>42,800</b>	<b>42,300</b>	<b>41,800</b>
Repatriation Pharmaceutical Benefits Cards (Orange Cards)	3,072	2,668	2,299	1,977	1,650	1,353	1,102	895	689	500	400	300	200	100	100	100	0	0	0	0	0
<b>Other Income Support Categories:</b>																					
Income Support Supplement	27,697	26,278	24,847	23,354	21,781	20,004	18,325	16,347	14,597	13,000	11,500	10,100	8,900	7,900	7,000	6,200	5,500	5,000	4,500	4,100	3,800
Age Pensioners	1,809	1,651	1,492	1,348	1,189	1,096	1,003	899	820	700	700	700	700	800	800	800	900	900	1,000	1,000	1,000
Commonwealth Seniors Health Cards	2,136	2,037	1,884	1,794	1,552	1,382	1,263	2,161	1,197	1,000	900	800	700	700	600	600	500	500	500	500	400
Defence Force Income Support Supplement (DFISA)	6,089	5,691	5,300	4,926	4,534	4,338	4,055	3,789	3,619	3,500	3,500	3,600	3,700	3,800	4,000	4,200	4,400	4,500	4,700	4,800	5,000
<b>Total Income Support Beneficiaries (a)</b>	<b>90,761</b>	<b>84,838</b>	<b>78,944</b>	<b>73,521</b>	<b>68,008</b>	<b>62,801</b>	<b>57,867</b>	<b>52,879</b>	<b>47,644</b>	<b>43,500</b>	<b>39,900</b>	<b>36,800</b>	<b>34,200</b>	<b>31,900</b>	<b>29,900</b>	<b>28,200</b>	<b>26,700</b>	<b>25,400</b>	<b>24,200</b>	<b>23,100</b>	<b>22,100</b>
<b>Total Disability Compensation Beneficiaries (b)</b>	<b>72,155</b>	<b>68,170</b>	<b>64,251</b>	<b>60,634</b>	<b>56,872</b>	<b>53,011</b>	<b>49,349</b>	<b>45,997</b>	<b>42,696</b>	<b>39,800</b>	<b>37,100</b>	<b>34,800</b>	<b>32,800</b>	<b>31,100</b>	<b>29,600</b>	<b>28,300</b>	<b>27,100</b>	<b>26,100</b>	<b>25,200</b>	<b>24,300</b>	<b>23,500</b>

(a) - Includes veteran service pensions, dependant service pensions, income support supplement, age pensions, commonwealth seniors health cards and DFISA recipients.  
 (b) - Includes disability, war widow, orphan and adequate means of support pensions.



Date of Most Recent Actual Data : 29 June 2018  
 Date When This Version is Current : 1 Aug 2018

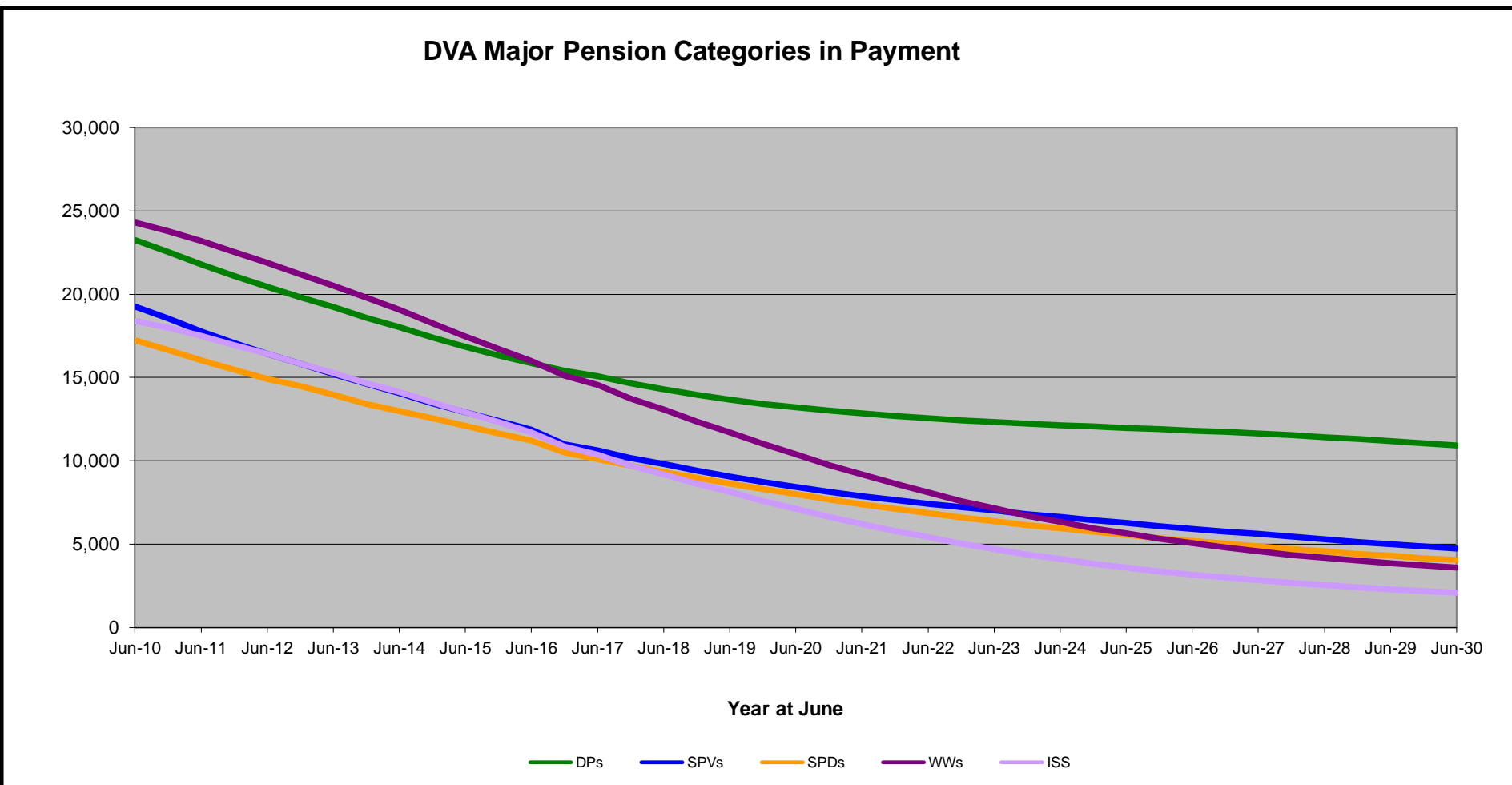
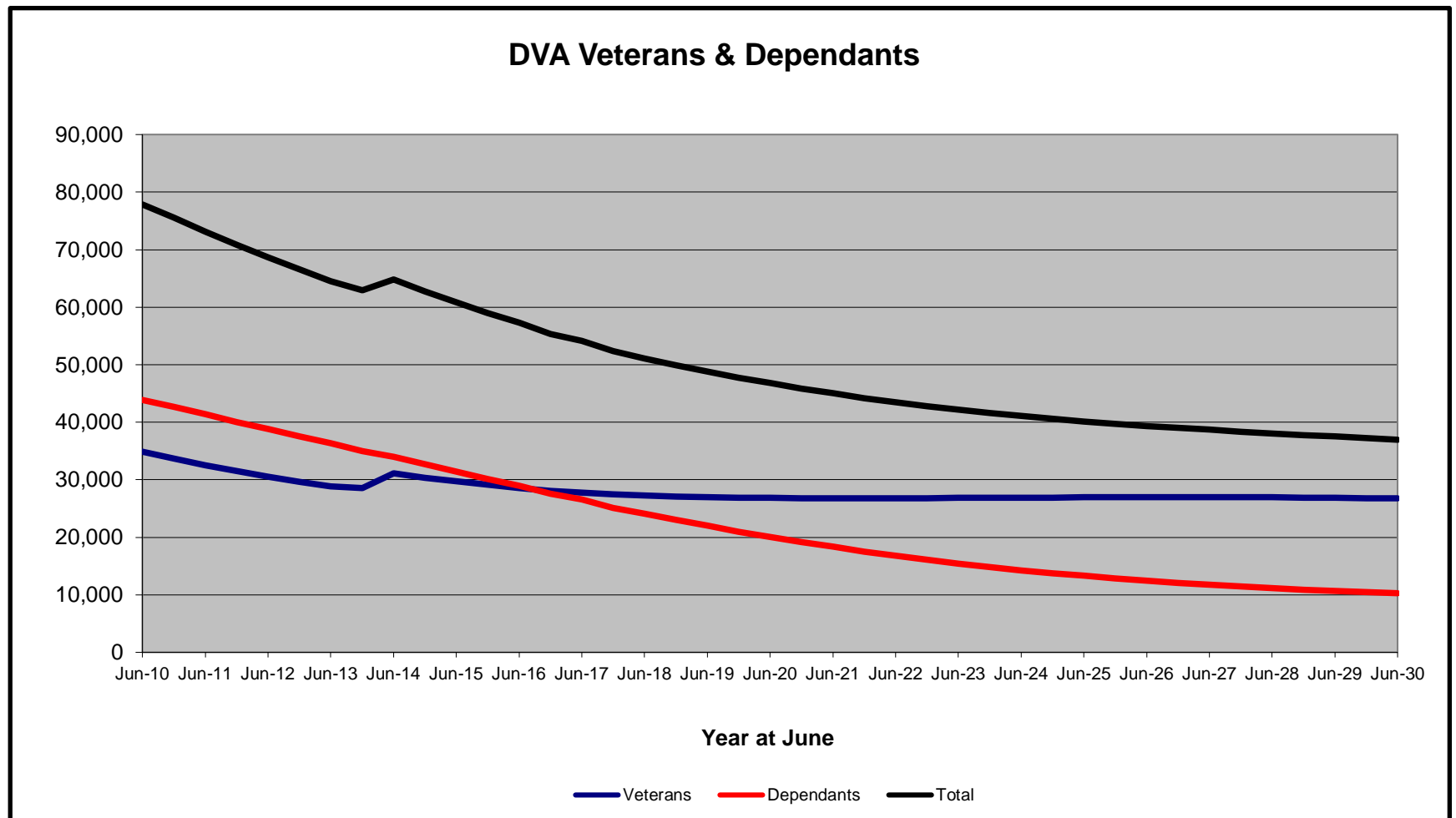


**DVA PROJECTED BENEFICIARY NUMBERS WITH ACTUALS TO 30 JUNE 2018 - VICTORIA**

**Executive Summary of DVA Beneficiaries in Receipt of Pension(s), Allowance(s) or Health Care**

BENEFICIARY CATEGORY	ACTUAL DATA										FORECAST DATA										
	June 2010	June 2011	June 2012	June 2013	June 2014	June 2015	June 2016	June 2017	June 2018	June 2019	June 2020	June 2021	June 2022	June 2023	June 2024	June 2025	June 2026	June 2027	June 2028	June 2029	June 2030
<b>Veterans :</b>																					
Disability Pensioners in Payment	23,268	21,801	20,439	19,253	18,020	16,859	15,856	15,070	14,285	13,700	13,200	12,800	12,600	12,300	12,100	12,000	11,800	11,600	11,400	11,200	10,900
Age Pension Veterans (Included Above)	698	633	574	514	465	430	388	346	317	300	300	300	300	300	300	400	400	400	400	500	500
Service Pension Veterans	19,257	17,756	16,407	15,227	14,070	12,914	11,882	10,620	9,794	9,100	8,400	7,900	7,400	7,000	6,600	6,300	5,900	5,600	5,300	5,000	4,700
Disability Pensioner & Service Pension Veteran Overlap	12,149	11,253	10,441	9,714	9,005	8,280	7,628	6,810	6,315	5,800	5,400	5,100	4,700	4,500	4,200	3,900	3,700	3,400	3,200	2,900	2,700
Treatment Cards, Allowances or Accepted Disabilities Only	4,468	4,222	4,093	4,059	8,053	8,233	8,485	8,880	9,461	10,100	10,600	11,100	11,600	12,000	12,300	12,600	12,900	13,200	13,400	13,600	13,800
MRCA Veterans	n/a	n/a	n/a	n/a	2,098	2,475	2,875	3,304	3,832	4,400	4,900	5,400	5,900	6,300	6,700	7,000	7,400	7,800	8,100	8,400	8,700
SRCA Veterans	n/a	n/a	n/a	n/a	7,191	7,262	7,371	7,502	7,628	7,800	8,100	8,300	8,600	8,800	9,000	9,100	9,300	9,400	9,500	9,500	9,600
<b>Total Veterans</b>	<b>34,844</b>	<b>32,526</b>	<b>30,498</b>	<b>28,825</b>	<b>31,151</b>	<b>29,726</b>	<b>28,595</b>	<b>27,760</b>	<b>27,225</b>	<b>27,000</b>	<b>26,800</b>	<b>26,800</b>	<b>26,800</b>	<b>26,800</b>	<b>26,900</b>	<b>26,900</b>	<b>27,000</b>	<b>27,000</b>	<b>26,900</b>	<b>26,900</b>	<b>26,700</b>
<b>Dependants :</b>																					
Service Pension Dependants	17,239	16,028	14,928	13,956	12,997	12,085	11,216	10,101	9,325	8,600	8,000	7,400	6,900	6,400	5,900	5,500	5,200	4,900	4,600	4,300	4,000
War Widow(er)s	24,328	23,214	21,877	20,511	19,061	17,478	15,982	14,562	13,085	11,700	10,400	9,200	8,100	7,200	6,300	5,600	5,100	4,600	4,200	3,900	3,600
Orphans	32	30	34	27	30	26	22	17	18	20	20	20	20	20	20	20	20	20	20	20	20
Adequate Means of Support (a)	105	101	100	97	97	88	81	80	72	70	70	70	70	70	70	60	60	60	60	60	60
Age Pension Partners	505	469	422	390	337	301	285	260	226	200	200	200	200	200	200	200	200	200	200	200	200
Commonwealth Seniors Health Cards Dependants	940	915	847	803	684	638	598	961	550	500	400	400	300	300	300	200	200	200	200	200	200
Defence Force Income Support Supplement Dependants	1,582	1,478	1,323	1,207	1,065	1,005	952	881	826	800	800	900	1,000	1,000	1,100	1,200	1,300	1,400	1,400	1,500	1,600
MRCA Dependants	n/a	n/a	n/a	n/a	20	20	19	21	24	20	20	20	20	20	20	20	20	20	20	20	20
Other Dependants	68	67	79	87	363	346	354	339	375	400	400	400	400	500	500	600	600	700	700	800	800
Total Overlap Between Dependant Categories	979	913	827	766	630	572	530	639	414	300	300	200	200	200	200	200	100	100	100	100	100
<b>Total Dependants</b>	<b>43,820</b>	<b>41,389</b>	<b>38,783</b>	<b>36,312</b>	<b>34,024</b>	<b>31,415</b>	<b>28,979</b>	<b>26,583</b>	<b>24,087</b>	<b>22,000</b>	<b>20,100</b>	<b>18,300</b>	<b>16,800</b>	<b>15,400</b>	<b>14,300</b>	<b>13,300</b>	<b>12,500</b>	<b>11,800</b>	<b>11,200</b>	<b>10,700</b>	<b>10,300</b>
<b>Total Veterans and Total Dependants Overlap</b>	<b>799</b>	<b>747</b>	<b>651</b>	<b>599</b>	<b>333</b>	<b>291</b>	<b>252</b>	<b>209</b>	<b>184</b>	<b>200</b>	<b>100</b>	<b>100</b>	<b>100</b>	<b>100</b>	<b>100</b>	<b>100</b>	<b>0</b>	<b>0</b>	<b>0</b>	<b>0</b>	<b>0</b>
<b>Nett Total Clients *</b>	<b>77,865</b>	<b>73,168</b>	<b>68,630</b>	<b>64,538</b>	<b>64,842</b>	<b>60,850</b>	<b>57,322</b>	<b>54,134</b>	<b>51,129</b>	<b>48,800</b>	<b>46,800</b>	<b>45,000</b>	<b>43,500</b>	<b>42,200</b>	<b>41,100</b>	<b>40,200</b>	<b>39,400</b>	<b>38,700</b>	<b>38,100</b>	<b>37,500</b>	<b>37,000</b>

\* - From June 2014 this report contains a more complete count of total DVA clients. The previous count; Net Total Beneficiaries; included all persons receiving a VEA pension/allowance or holding a treatment or pharmaceutical entitlement card. In contrast, the Nett Total Client count also includes any veteran with one or more service related disabilities accepted under the SRCA or the MRCA as well as dependent children of veterans currently receiving student payments under the VCES or MRCAETS.



Date of Most Recent Actual Data : 29 June 2018  
 Date When This Version is Current : 1 Aug 2018

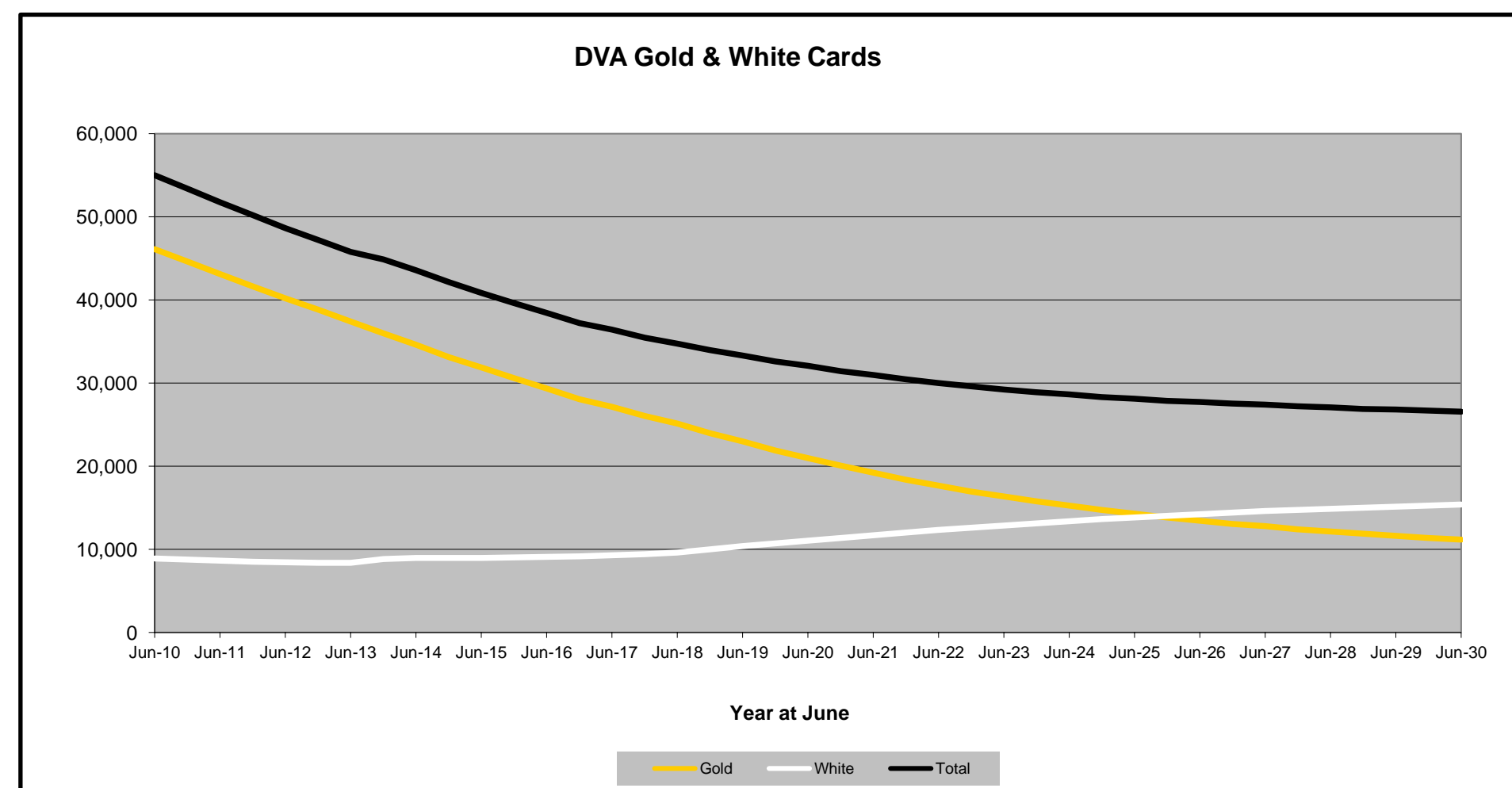
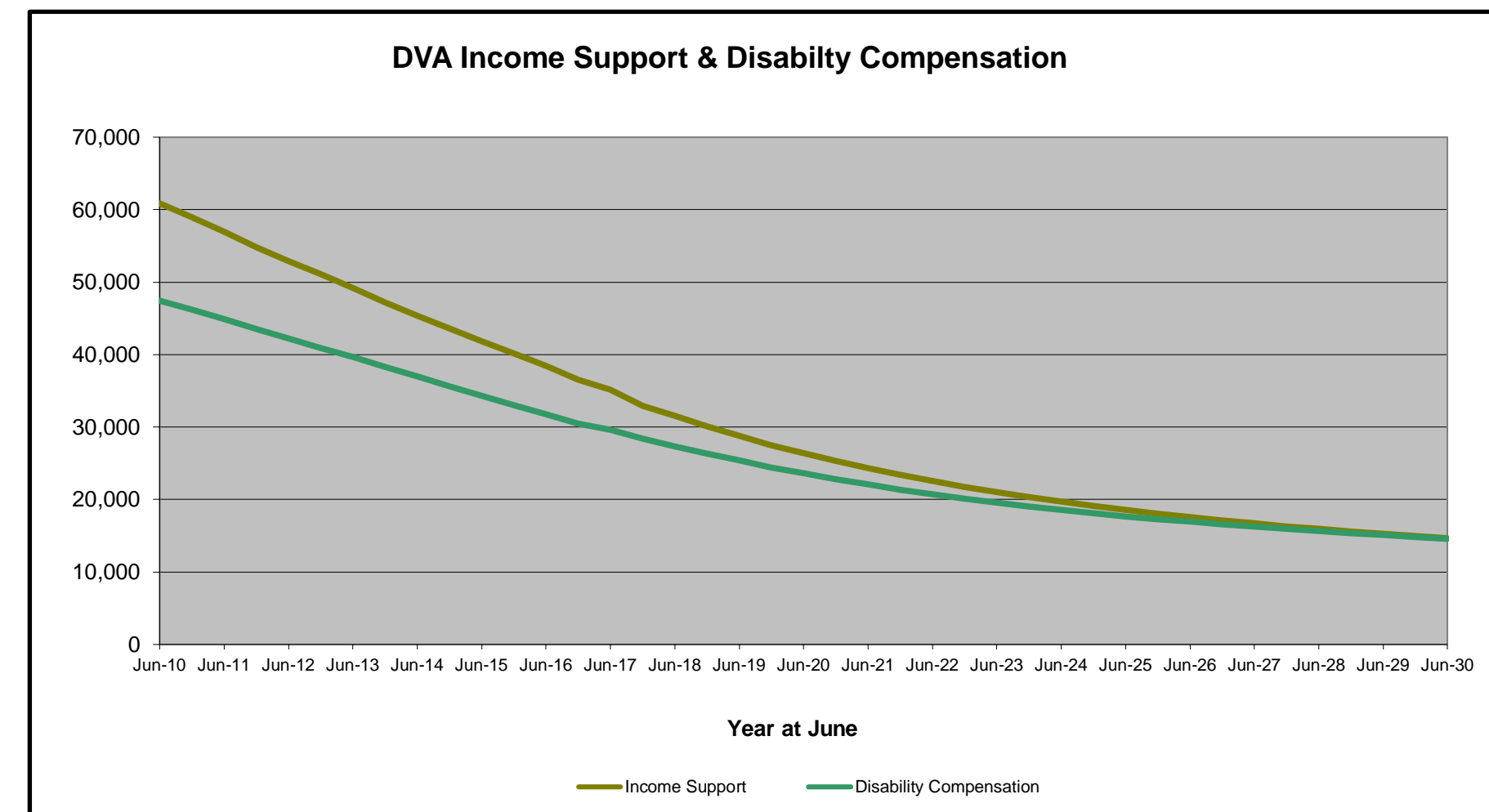
Continued next page

# DVA PROJECTED BENEFICIARY NUMBERS WITH ACTUALS TO 30 JUNE 2018 - VICTORIA

## Executive Summary of DVA Beneficiaries in Receipt of Pension(s), Allowance(s) or Health Care

BENEFICIARY CATEGORY (Subsets of Net Total Beneficiaries on Previous Page)	ACTUAL DATA										FORECAST DATA										
	June 2010	June 2011	June 2012	June 2013	June 2014	June 2015	June 2016	June 2017	June 2018	June 2019	June 2020	June 2021	June 2022	June 2023	June 2024	June 2025	June 2026	June 2027	June 2028	June 2029	June 2030
<b>Health Treatment Card Holders :</b>																					
Gold Cards	46,076	43,109	40,198	37,427	34,630	31,878	29,346	27,155	25,116	23,000	21,000	19,200	17,700	16,400	15,200	14,300	13,500	12,800	12,200	11,700	11,200
White Cards	8,915	8,631	8,425	8,356	8,944	8,957	9,109	9,289	9,624	10,400	11,100	11,700	12,300	12,900	13,400	13,800	14,200	14,600	14,900	15,200	15,400
<b>Total Health Treatment Cards</b>	<b>54,991</b>	<b>51,740</b>	<b>48,623</b>	<b>45,783</b>	<b>43,574</b>	<b>40,835</b>	<b>38,455</b>	<b>36,444</b>	<b>34,740</b>	<b>33,300</b>	<b>32,100</b>	<b>31,000</b>	<b>30,000</b>	<b>29,300</b>	<b>28,600</b>	<b>28,100</b>	<b>27,700</b>	<b>27,400</b>	<b>27,100</b>	<b>26,800</b>	<b>26,600</b>
Repatriation Pharmaceutical Benefits Cards (Orange Cards)	2,362	2,065	1,767	1,501	1,264	1,044	842	665	512	400	300	200	200	100	100	0	0	0	0	0	0
<b>Other Income Support Categories:</b>																					
Income Support Supplement	18,401	17,516	16,413	15,270	14,115	12,919	11,721	10,367	9,186	8,100	7,100	6,200	5,400	4,700	4,100	3,600	3,200	2,800	2,500	2,300	2,100
Age Pensioners	1,203	1,102	996	904	811	738	679	611	548	500	500	500	500	500	500	500	600	600	600	700	700
Commonwealth Seniors Health Cards	1,624	1,556	1,402	1,315	1,091	996	922	1,554	857	700	600	600	500	500	400	400	400	400	400	400	400
Defence Force Income Support Supplement (DFISA)	4,092	3,863	3,545	3,242	2,927	2,748	2,549	2,337	2,205	2,100	2,100	2,100	2,200	2,300	2,400	2,600	2,700	2,900	3,000	3,100	3,200
<b>Total Income Support Beneficiaries (a)</b>	<b>60,844</b>	<b>56,943</b>	<b>52,905</b>	<b>49,218</b>	<b>45,402</b>	<b>41,855</b>	<b>38,466</b>	<b>35,150</b>	<b>31,518</b>	<b>28,800</b>	<b>26,400</b>	<b>24,400</b>	<b>22,600</b>	<b>21,000</b>	<b>19,700</b>	<b>18,600</b>	<b>17,600</b>	<b>16,700</b>	<b>15,900</b>	<b>15,300</b>	<b>14,700</b>
<b>Total Disability Compensation Beneficiaries (b)</b>	<b>47,447</b>	<b>44,880</b>	<b>42,216</b>	<b>39,680</b>	<b>37,014</b>	<b>34,283</b>	<b>31,794</b>	<b>29,605</b>	<b>27,352</b>	<b>25,400</b>	<b>23,600</b>	<b>22,100</b>	<b>20,700</b>	<b>19,500</b>	<b>18,500</b>	<b>17,700</b>	<b>16,900</b>	<b>16,300</b>	<b>15,700</b>	<b>15,100</b>	<b>14,600</b>

(a) - Includes veteran service pensions, dependant service pensions, income support supplement, age pensions, commonwealth seniors health cards and DFISA recipients.  
 (b) - Includes disability, war widow, orphan and adequate means of support pensions.



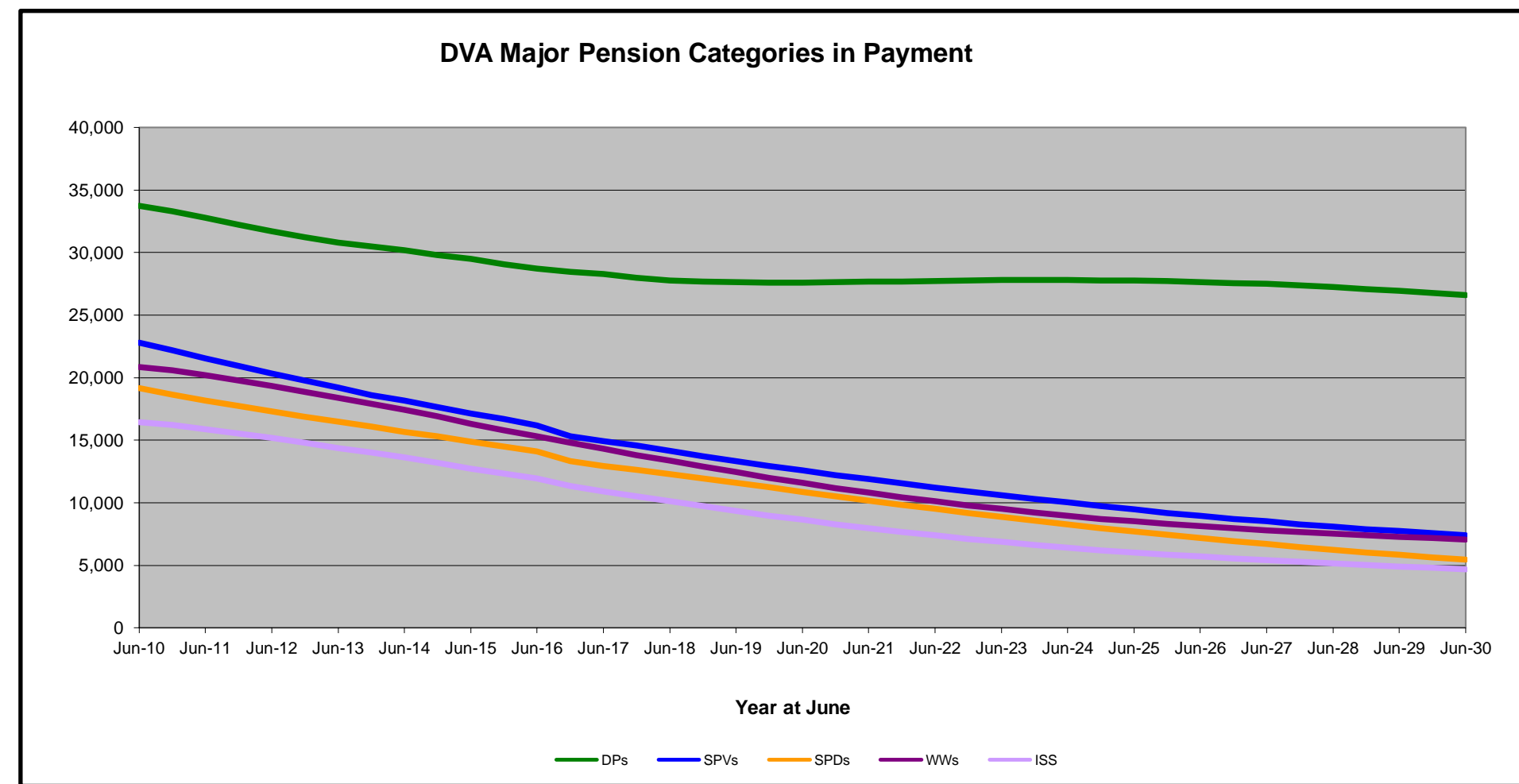
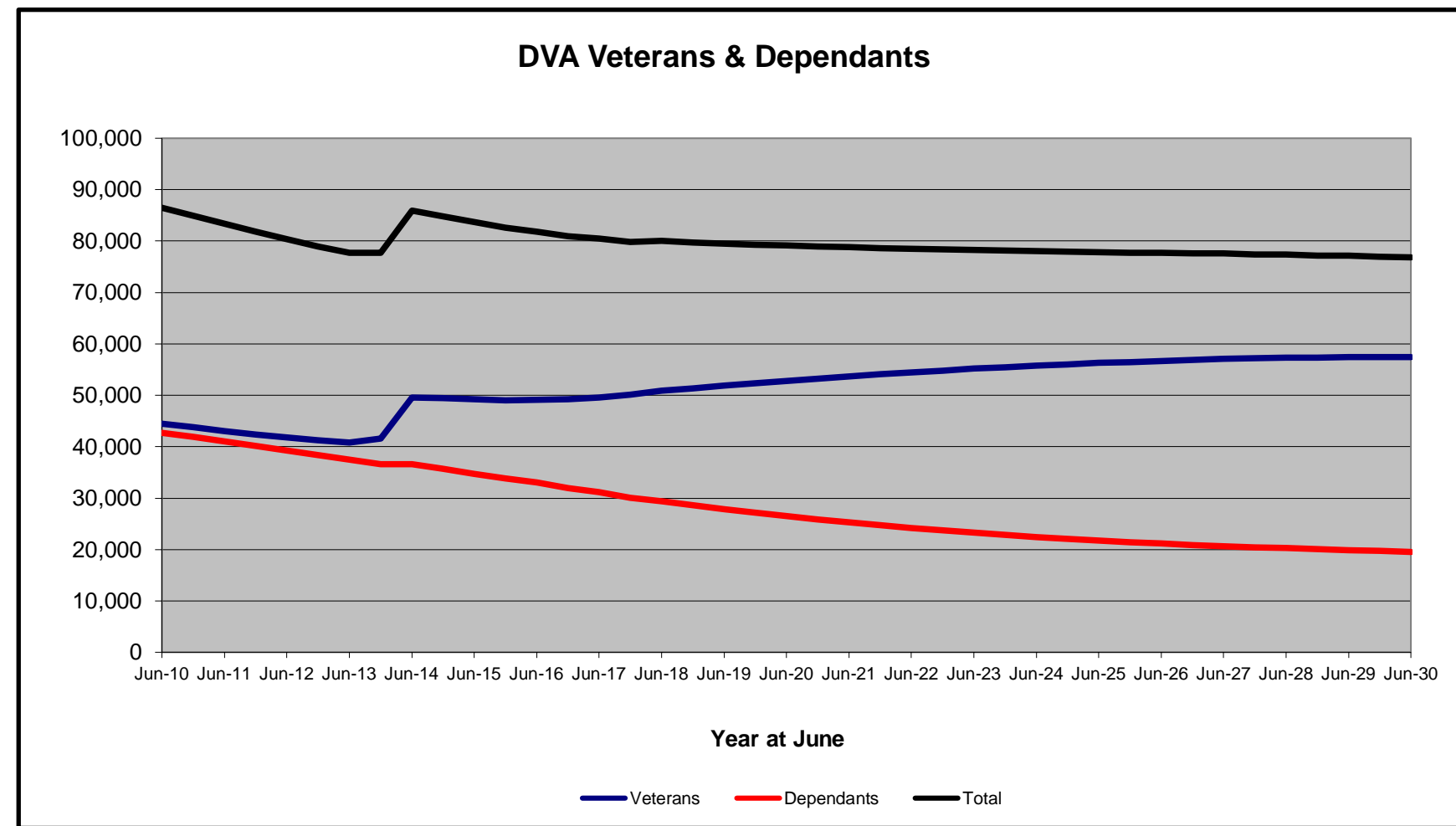
Date of Most Recent Actual Data : 29 June 2018  
 Date When This Version is Current : 1 Aug 2018

# DVA PROJECTED BENEFICIARY NUMBERS WITH ACTUALS TO 30 JUNE 2018 - QUEENSLAND

## Executive Summary of DVA Beneficiaries in Receipt of Pension(s), Allowance(s) or Health Care

BENEFICIARY CATEGORY	ACTUAL DATA										FORECAST DATA										
	June 2010	June 2011	June 2012	June 2013	June 2014	June 2015	June 2016	June 2017	June 2018	June 2019	June 2020	June 2021	June 2022	June 2023	June 2024	June 2025	June 2026	June 2027	June 2028	June 2029	June 2030
<b>Veterans :</b>																					
Disability Pensioners in Payment	33,738	32,795	31,724	30,810	30,195	29,484	28,734	28,300	27,777	27,600	27,600	27,700	27,700	27,800	27,800	27,800	27,700	27,500	27,300	27,000	26,600
Age Pension Veterans (Included Above)	675	643	625	621	622	641	678	692	695	700	800	800	900	1,000	1,100	1,200	1,300	1,400	1,500	1,500	1,600
Service Pension Veterans	22,809	21,542	20,345	19,201	18,186	17,142	16,196	14,945	14,149	13,300	12,600	11,900	11,200	10,600	10,000	9,500	8,900	8,500	8,100	7,800	7,400
Disability Pensioner & Service Pension Veteran Overlap	16,496	15,773	15,074	14,438	13,905	13,311	12,741	11,896	11,413	10,900	10,300	9,800	9,300	8,800	8,300	7,800	7,200	6,800	6,300	5,900	5,500
Treatment Cards, Allowances or Accepted Disabilities Only	4,451	4,510	4,822	5,208	15,126	15,938	16,902	18,230	20,373	21,700	22,900	23,900	24,800	25,600	26,200	26,800	27,400	27,800	28,300	28,700	29,000
MRCA Veterans	n/a	n/a	n/a	n/a	6,006	7,073	8,015	9,308	10,769	12,200	13,200	14,200	15,100	15,900	16,700	17,500	18,200	19,000	19,700	20,400	21,100
SRCA Veterans	n/a	n/a	n/a	n/a	16,342	16,506	16,752	17,107	17,377	17,800	18,300	18,800	19,200	19,600	19,900	20,200	20,500	20,700	20,900	21,000	21,100
<b>Total Veterans</b>	<b>44,502</b>	<b>43,074</b>	<b>41,817</b>	<b>40,781</b>	<b>49,609</b>	<b>49,253</b>	<b>49,091</b>	<b>49,579</b>	<b>50,886</b>	<b>51,800</b>	<b>52,800</b>	<b>53,700</b>	<b>54,500</b>	<b>55,200</b>	<b>55,800</b>	<b>56,300</b>	<b>56,700</b>	<b>57,100</b>	<b>57,300</b>	<b>57,500</b>	<b>57,500</b>
<b>Dependants :</b>																					
Service Pension Dependants	19,172	18,176	17,310	16,482	15,684	14,900	14,105	12,957	12,282	11,600	10,900	10,200	9,500	8,900	8,300	7,700	7,200	6,700	6,300	5,800	5,400
War Widow(er)s	20,836	20,189	19,329	18,377	17,442	16,304	15,314	14,325	13,364	12,500	11,600	10,800	10,100	9,500	9,000	8,500	8,100	7,800	7,500	7,300	7,100
Orphans	58	65	61	60	62	59	49	43	44	50	50	50	50	60	60	60	60	60	60	60	60
Adequate Means of Support (a)	83	80	77	74	72	72	69	66	61	60	60	60	60	60	60	60	60	60	50	50	50
Age Pension Partners	440	403	383	378	357	369	365	361	372	400	400	400	400	500	500	500	500	500	500	500	600
Commonwealth Seniors Health Cards Dependants	697	705	655	646	568	564	515	936	515	500	400	400	300	300	300	300	300	200	200	200	200
Defence Force Income Support Supplement Dependants	2,037	1,986	1,931	1,921	1,941	2,007	2,062	2,052	2,099	2,300	2,500	2,800	3,000	3,300	3,500	3,800	4,100	4,300	4,500	4,700	4,900
MRCA Dependants	n/a	n/a	n/a	n/a	57	74	73	92	99	100	100	100	100	100	100	90	90	80	80	80	80
Other Dependants	117	123	154	166	992	982	1,019	1,037	1,074	1,000	1,000	1,000	1,000	1,100	1,200	1,200	1,300	1,400	1,500	1,600	1,700
Total Overlap Between Dependant Categories	729	693	660	647	582	573	561	667	547	500	500	500	500	500	500	500	500	500	500	500	500
<b>Total Dependants</b>	<b>42,711</b>	<b>41,034</b>	<b>39,240</b>	<b>37,457</b>	<b>36,593</b>	<b>34,758</b>	<b>33,010</b>	<b>31,202</b>	<b>29,363</b>	<b>27,900</b>	<b>26,500</b>	<b>25,300</b>	<b>24,200</b>	<b>23,300</b>	<b>22,400</b>	<b>21,800</b>	<b>21,200</b>	<b>20,700</b>	<b>20,300</b>	<b>19,900</b>	<b>19,600</b>
<b>Total Veterans and Total Dependants Overlap</b>	<b>747</b>	<b>698</b>	<b>618</b>	<b>559</b>	<b>329</b>	<b>292</b>	<b>260</b>	<b>248</b>	<b>240</b>	<b>200</b>	<b>200</b>	<b>200</b>	<b>200</b>	<b>200</b>	<b>200</b>	<b>200</b>	<b>200</b>	<b>200</b>	<b>200</b>	<b>200</b>	<b>200</b>
<b>Nett Total Clients *</b>	<b>86,466</b>	<b>83,410</b>	<b>80,439</b>	<b>77,679</b>	<b>85,873</b>	<b>83,719</b>	<b>81,841</b>	<b>80,533</b>	<b>80,022</b>	<b>79,500</b>	<b>79,100</b>	<b>78,800</b>	<b>78,500</b>	<b>78,300</b>	<b>78,100</b>	<b>77,900</b>	<b>77,700</b>	<b>77,600</b>	<b>77,400</b>	<b>77,200</b>	<b>76,900</b>

\* - From June 2014 this report contains a more complete count of total DVA clients. The previous count; Net Total Beneficiaries; included all persons receiving a VEA pension/allowance or holding a treatment or pharmaceutical entitlement card. In contrast, the Nett Total Client count also includes any veteran with one or more service related disabilities accepted under the SRCA or the MRCA as well as dependent children of veterans currently receiving student payments under the VCES or MRCAETS.



Date of Most Recent Actual Data : 29 June 2018  
Date When This Version is Current : 1 Aug 2018

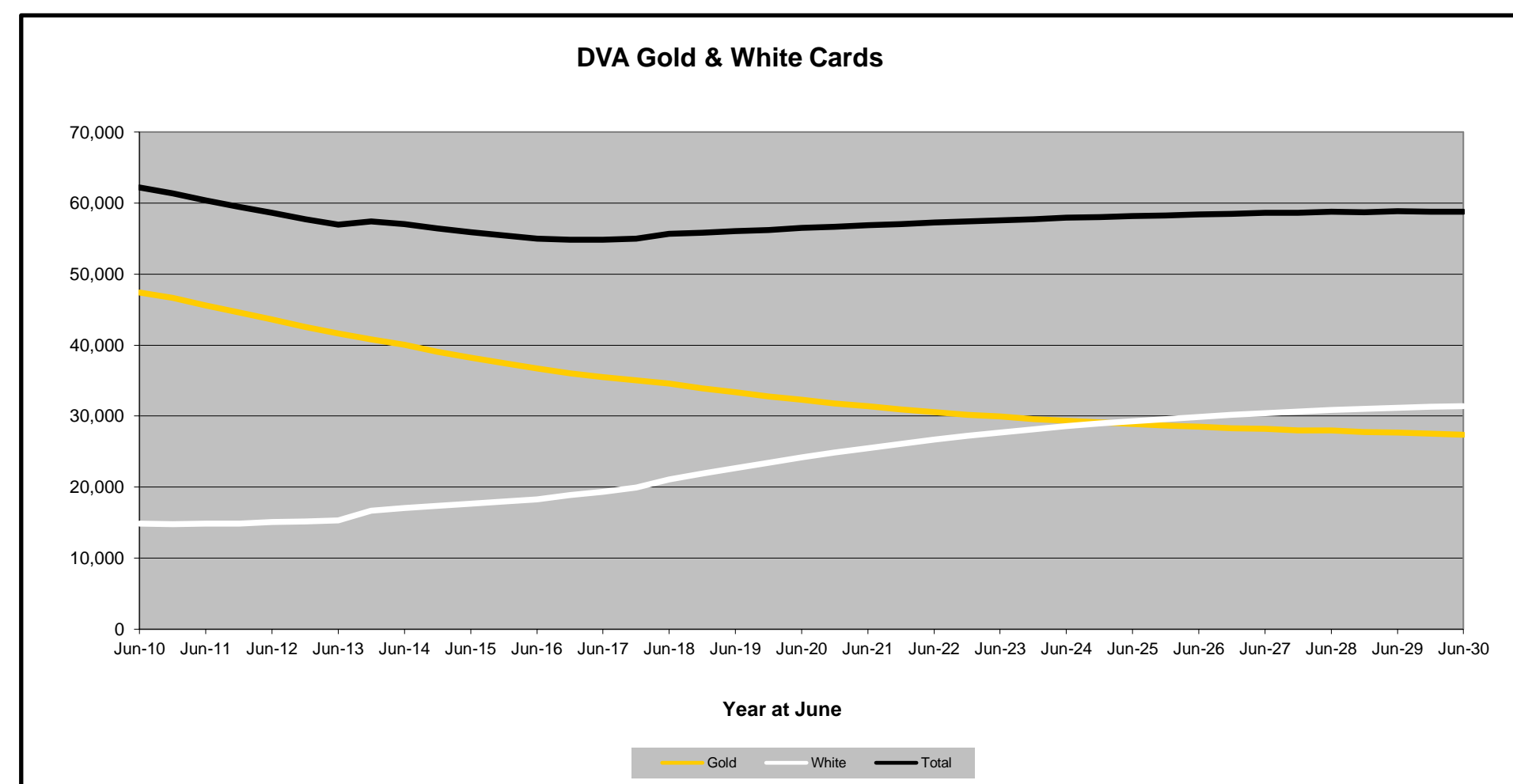
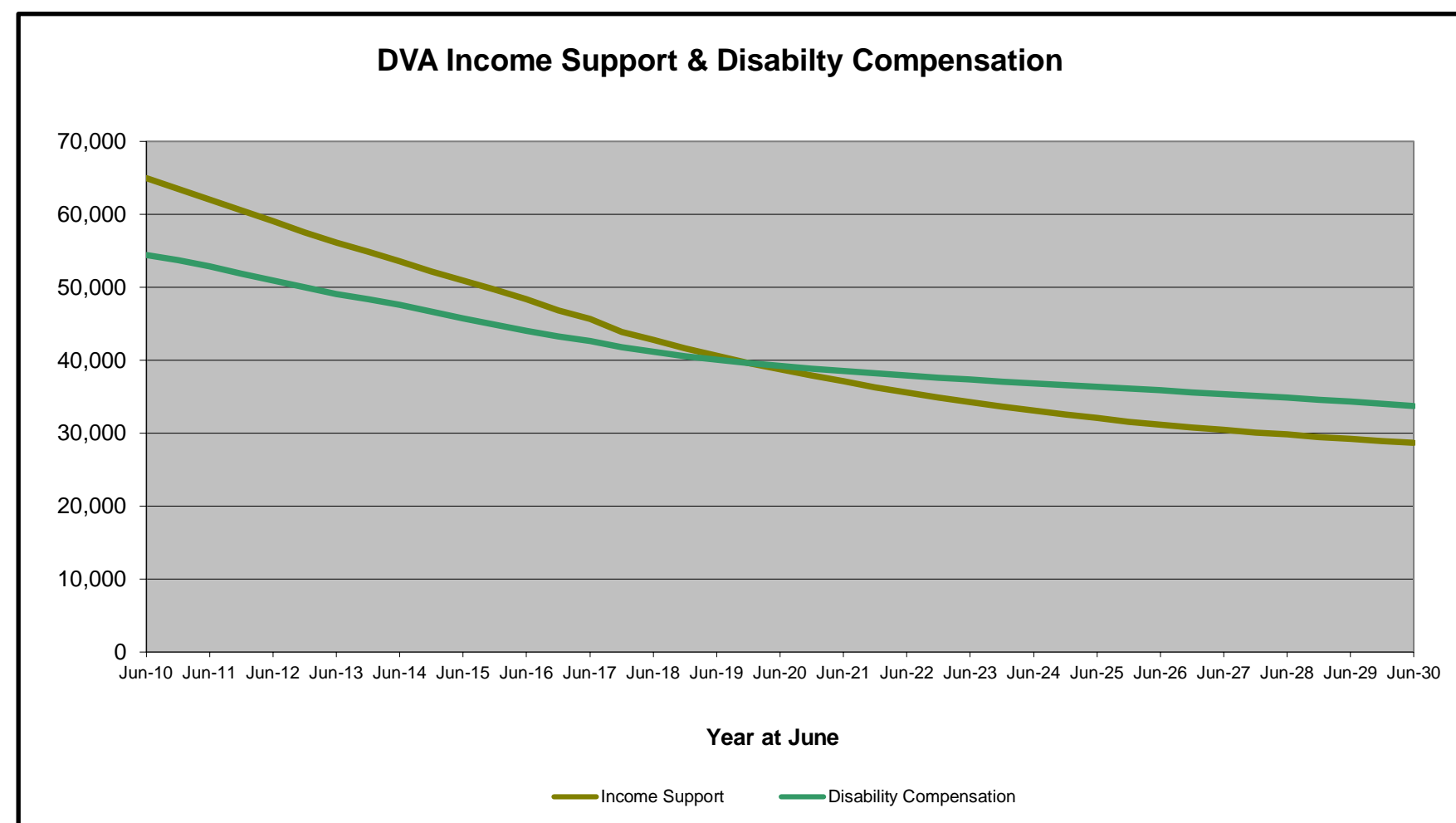
Continued next page

# DVA PROJECTED BENEFICIARY NUMBERS WITH ACTUALS TO 30 JUNE 2018 - QUEENSLAND

## Executive Summary of DVA Beneficiaries in Receipt of Pension(s), Allowance(s) or Health Care

BENEFICIARY CATEGORY (Subsets of Net Total Beneficiaries on Previous Page)	ACTUAL DATA										FORECAST DATA										
	June 2010	June 2011	June 2012	June 2013	June 2014	June 2015	June 2016	June 2017	June 2018	June 2019	June 2020	June 2021	June 2022	June 2023	June 2024	June 2025	June 2026	June 2027	June 2028	June 2029	June 2030
<b>Health Treatment Card Holders :</b>																					
Gold Cards	47,407	45,607	43,583	41,661	40,041	38,253	36,740	35,479	34,602	33,400	32,300	31,400	30,600	29,900	29,400	28,900	28,500	28,200	27,900	27,700	27,400
White Cards	14,832	14,822	15,041	15,326	17,050	17,682	18,268	19,346	21,055	22,700	24,200	25,500	26,700	27,700	28,600	29,300	29,900	30,400	30,900	31,200	31,400
<b>Total Health Treatment Cards</b>	<b>62,239</b>	<b>60,429</b>	<b>58,624</b>	<b>56,987</b>	<b>57,091</b>	<b>55,935</b>	<b>55,008</b>	<b>54,825</b>	<b>55,657</b>	<b>56,100</b>	<b>56,500</b>	<b>56,900</b>	<b>57,300</b>	<b>57,600</b>	<b>57,900</b>	<b>58,200</b>	<b>58,400</b>	<b>58,600</b>	<b>58,800</b>	<b>58,900</b>	<b>58,800</b>
Repatriation Pharmaceutical Benefits Cards (Orange Cards)	1,931	1,694	1,460	1,239	1,038	845	670	535	396	300	200	200	100	100	0	0	0	0	0	0	0
<b>Other Income Support Categories:</b>																					
Income Support Supplement	16,460	15,894	15,189	14,379	13,632	12,727	11,935	10,923	10,126	9,400	8,600	8,000	7,400	6,900	6,400	6,000	5,700	5,400	5,200	4,900	4,700
Age Pensioners	1,115	1,046	1,008	999	994	1,022	1,054	1,062	1,075	1,100	1,200	1,300	1,400	1,500	1,600	1,700	1,800	1,900	2,000	2,100	2,200
Commonwealth Seniors Health Cards	1,338	1,303	1,190	1,146	994	942	855	1,625	856	800	700	600	600	500	500	500	500	500	500	500	500
Defence Force Income Support Supplement (DFISA)	4,995	4,918	4,826	4,771	4,889	5,017	5,117	5,083	5,193	5,400	5,800	6,200	6,600	7,000	7,500	8,000	8,400	8,900	9,300	9,700	10,000
<b>Total Income Support Beneficiaries (a)</b>	<b>64,975</b>	<b>62,020</b>	<b>59,045</b>	<b>56,165</b>	<b>53,561</b>	<b>50,921</b>	<b>48,383</b>	<b>45,703</b>	<b>42,771</b>	<b>40,700</b>	<b>38,800</b>	<b>37,100</b>	<b>35,600</b>	<b>34,300</b>	<b>33,100</b>	<b>32,100</b>	<b>31,200</b>	<b>30,500</b>	<b>29,800</b>	<b>29,200</b>	<b>28,700</b>
<b>Total Disability Compensation Beneficiaries (b)</b>	<b>54,432</b>	<b>52,866</b>	<b>50,957</b>	<b>49,117</b>	<b>47,598</b>	<b>45,764</b>	<b>44,033</b>	<b>42,608</b>	<b>41,137</b>	<b>40,100</b>	<b>39,300</b>	<b>38,500</b>	<b>37,900</b>	<b>37,400</b>	<b>36,900</b>	<b>36,400</b>	<b>35,900</b>	<b>35,400</b>	<b>34,900</b>	<b>34,300</b>	<b>33,700</b>

(a) - Includes veteran service pensions, dependant service pensions, income support supplement, age pensions, commonwealth seniors health cards and DFISA recipients.  
 (b) - Includes disability, war widow, orphan and adequate means of support pensions.



Date of Most Recent Actual Data : 29 June 2018  
 Date When This Version is Current : 1 Aug 2018

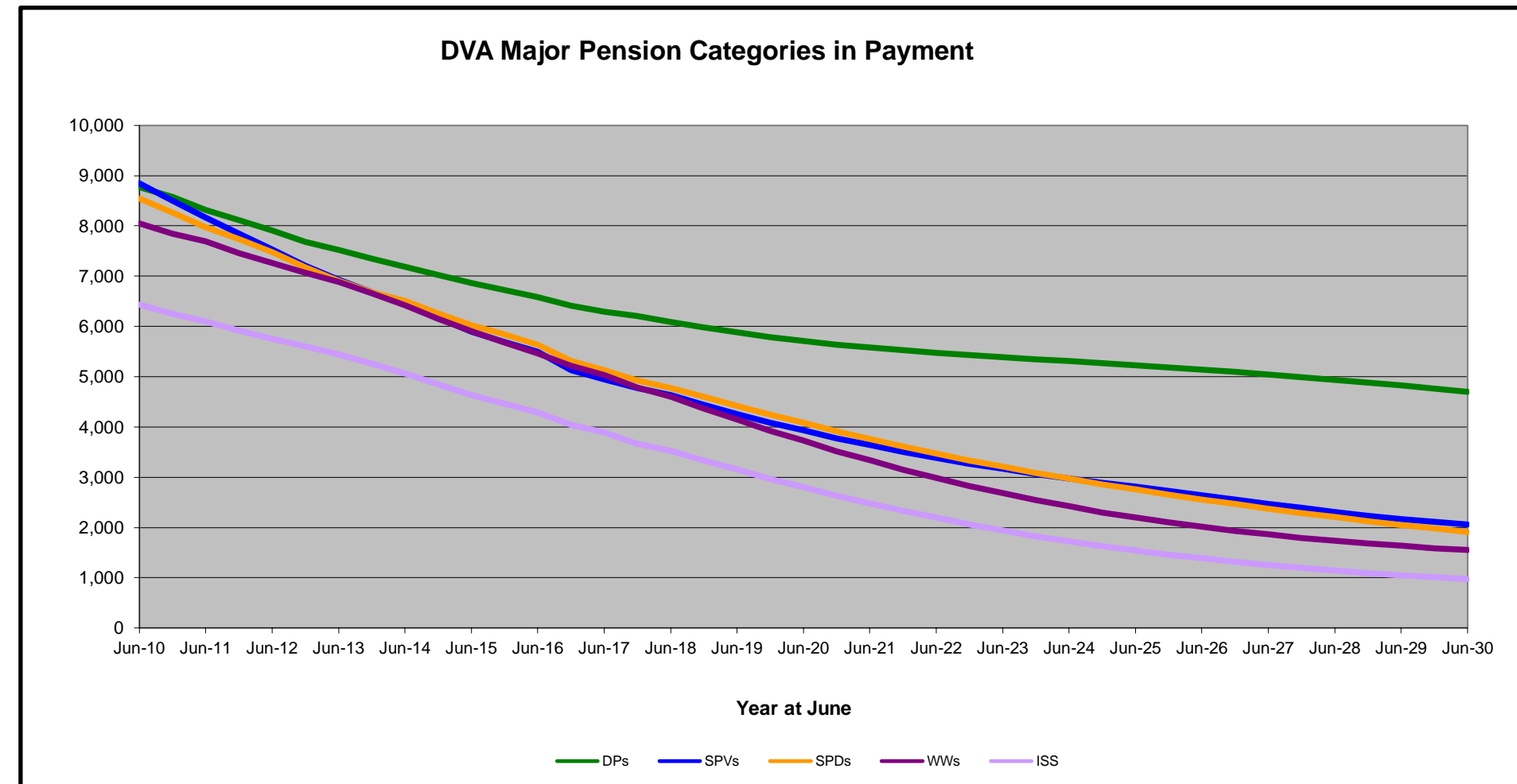
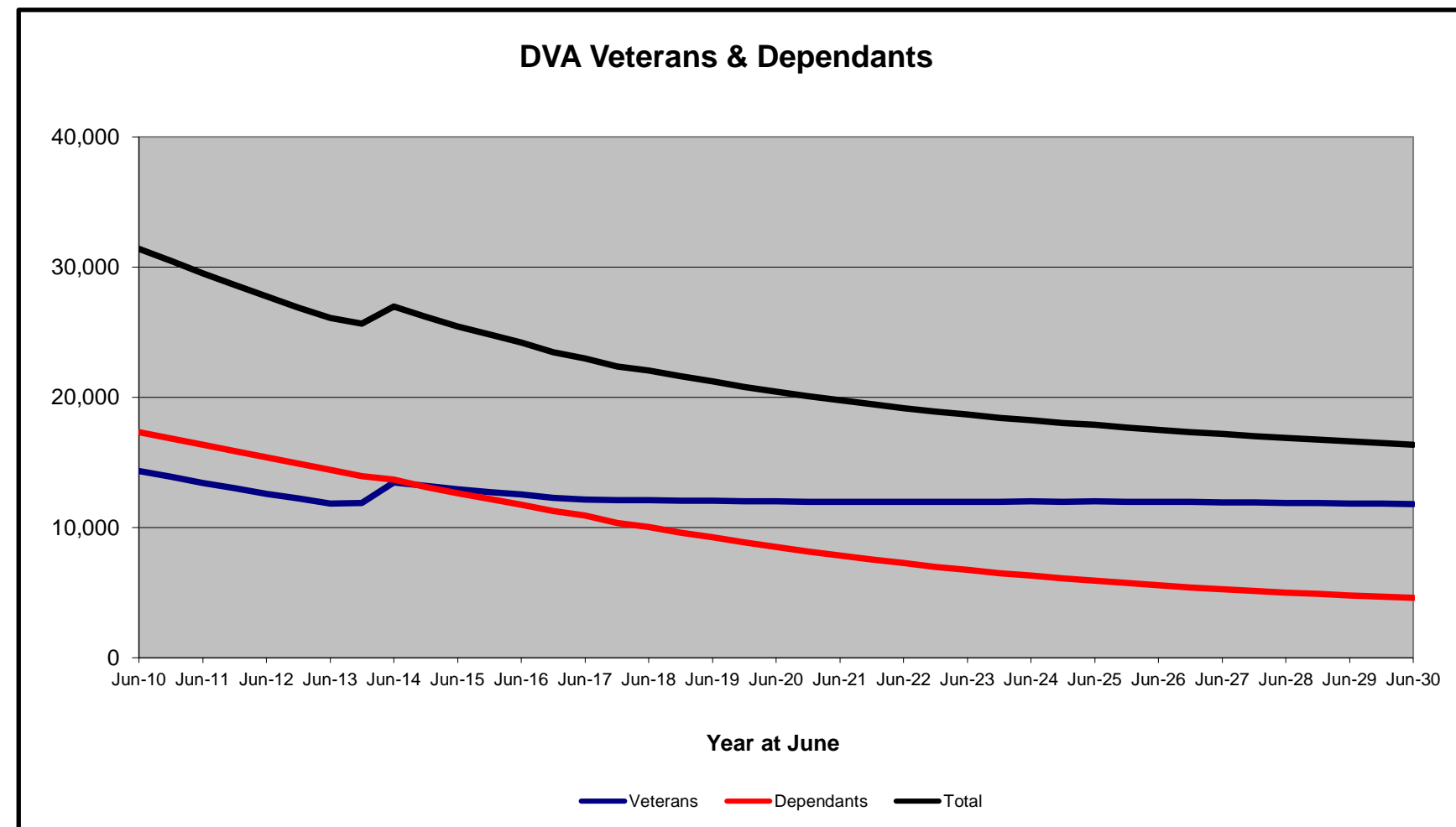


# DVA PROJECTED BENEFICIARY NUMBERS WITH ACTUALS TO 30 JUNE 2018 - SOUTH AUSTRALIA

## Executive Summary of DVA Beneficiaries in Receipt of Pension(s), Allowance(s) or Health Care

BENEFICIARY CATEGORY	ACTUAL DATA										FORECAST DATA										
	June 2010	June 2011	June 2012	June 2013	June 2014	June 2015	June 2016	June 2017	June 2018	June 2019	June 2020	June 2021	June 2022	June 2023	June 2024	June 2025	June 2026	June 2027	June 2028	June 2029	June 2030
<b>Veterans :</b>																					
Disability Pensioners in Payment	8,769	8,319	7,906	7,518	7,185	6,866	6,577	6,294	6,088	5,900	5,700	5,600	5,500	5,400	5,300	5,200	5,100	5,000	4,900	4,800	4,700
Age Pension Veterans (Included Above)	261	231	204	189	174	157	148	153	147	100	100	100	100	100	100	200	200	200	200	200	200
Service Pension Veterans	8,844	8,165	7,531	6,923	6,452	5,889	5,498	4,942	4,633	4,300	3,900	3,600	3,400	3,200	3,000	2,800	2,600	2,500	2,300	2,200	2,100
Disability Pensioner & Service Pension Veteran Overlap	4,903	4,639	4,382	4,109	3,917	3,689	3,518	3,242	3,105	2,900	2,700	2,600	2,400	2,300	2,200	2,100	2,000	1,800	1,700	1,600	1,500
Treatment Cards, Allowances or Accepted Disabilities Only	1,649	1,584	1,546	1,520	3,718	3,874	3,967	4,154	4,484	4,800	5,100	5,300	5,500	5,700	5,900	6,000	6,200	6,300	6,400	6,500	6,500
MRCA Veterans	n/a	n/a	n/a	n/a	1,042	1,264	1,408	1,576	1,860	2,100	2,300	2,500	2,700	2,900	3,100	3,200	3,400	3,500	3,600	3,800	3,900
SRCA Veterans	n/a	n/a	n/a	n/a	3,291	3,341	3,391	3,413	3,441	3,500	3,600	3,700	3,700	3,800	3,900	3,900	4,000	4,000	4,000	4,000	4,000
<b>Total Veterans</b>	<b>14,359</b>	<b>13,429</b>	<b>12,601</b>	<b>11,852</b>	<b>13,441</b>	<b>12,940</b>	<b>12,524</b>	<b>12,148</b>	<b>12,100</b>	<b>12,000</b>	<b>12,000</b>	<b>12,000</b>	<b>12,000</b>	<b>12,000</b>	<b>12,000</b>	<b>12,000</b>	<b>12,000</b>	<b>11,900</b>	<b>11,900</b>	<b>11,800</b>	<b>11,800</b>
<b>Dependants :</b>																					
Service Pension Dependants	8,537	7,969	7,472	6,902	6,505	6,026	5,638	5,131	4,774	4,400	4,100	3,800	3,500	3,200	3,000	2,800	2,600	2,400	2,200	2,100	1,900
War Widow(er)s	8,043	7,687	7,256	6,883	6,423	5,905	5,462	5,036	4,604	4,200	3,700	3,300	3,000	2,700	2,400	2,200	2,000	1,900	1,700	1,600	1,600
Orphans	13	14	12	14	12	10	9	8	6	10	10	10	10	10	10	10	10	10	10	10	10
Adequate Means of Support (a)	48	45	45	44	43	43	43	40	38	40	40	40	40	30	30	30	30	30	30	30	30
Age Pension Partners	203	188	167	154	147	130	128	119	116	110	100	100	100	100	110	110	110	110	110	110	110
Commonwealth Seniors Health Cards Dependants	404	396	372	343	295	266	249	348	215	190	160	150	140	130	120	120	110	110	100	100	100
Defence Force Income Support Supplement Dependants	467	440	425	401	372	355	346	326	322	340	360	390	430	470	510	550	580	600	620	640	660
MRCA Dependants	n/a	n/a	n/a	n/a	3	3	3	10	16	20	20	20	20	20	20	20	20	20	20	20	20
Other Dependants	22	20	25	32	156	155	140	148	150	150	160	180	190	200	220	230	250	270	280	300	320
Total Overlap Between Dependant Categories	436	415	386	346	298	258	249	262	208	170	150	140	130	120	120	120	120	120	120	120	110
<b>Total Dependants</b>	<b>17,301</b>	<b>16,344</b>	<b>15,388</b>	<b>14,427</b>	<b>13,658</b>	<b>12,635</b>	<b>11,769</b>	<b>10,904</b>	<b>10,033</b>	<b>9,200</b>	<b>8,500</b>	<b>7,800</b>	<b>7,300</b>	<b>6,700</b>	<b>6,300</b>	<b>5,900</b>	<b>5,600</b>	<b>5,300</b>	<b>5,000</b>	<b>4,800</b>	<b>4,600</b>
<b>Total Veterans and Total Dependants Overlap</b>	<b>259</b>	<b>237</b>	<b>216</b>	<b>197</b>	<b>127</b>	<b>112</b>	<b>91</b>	<b>78</b>	<b>72</b>	<b>60</b>	<b>50</b>	<b>50</b>	<b>40</b>	<b>30</b>	<b>30</b>	<b>30</b>	<b>30</b>	<b>20</b>	<b>20</b>	<b>20</b>	<b>20</b>
<b>Nett Total Clients *</b>	<b>31,401</b>	<b>29,536</b>	<b>27,773</b>	<b>26,082</b>	<b>26,972</b>	<b>25,463</b>	<b>24,202</b>	<b>22,974</b>	<b>22,063</b>	<b>21,200</b>	<b>20,500</b>	<b>19,800</b>	<b>19,200</b>	<b>18,700</b>	<b>18,300</b>	<b>17,900</b>	<b>17,500</b>	<b>17,200</b>	<b>16,900</b>	<b>16,600</b>	<b>16,400</b>

\* - From June 2014 this report contains a more complete count of total DVA clients. The previous count; Net Total Beneficiaries; included all persons receiving a VEA pension/allowance or holding a treatment or pharmaceutical entitlement card. In contrast, the Nett Total Client count also includes any veteran with one or more service related disabilities accepted under the SRCA or the MRCA as well as dependent children of veterans currently receiving student payments under the VCES or MRCAETS.



Date of Most Recent Actual Data : 29 June 2018  
Date When This Version is Current : 1 Aug 2018

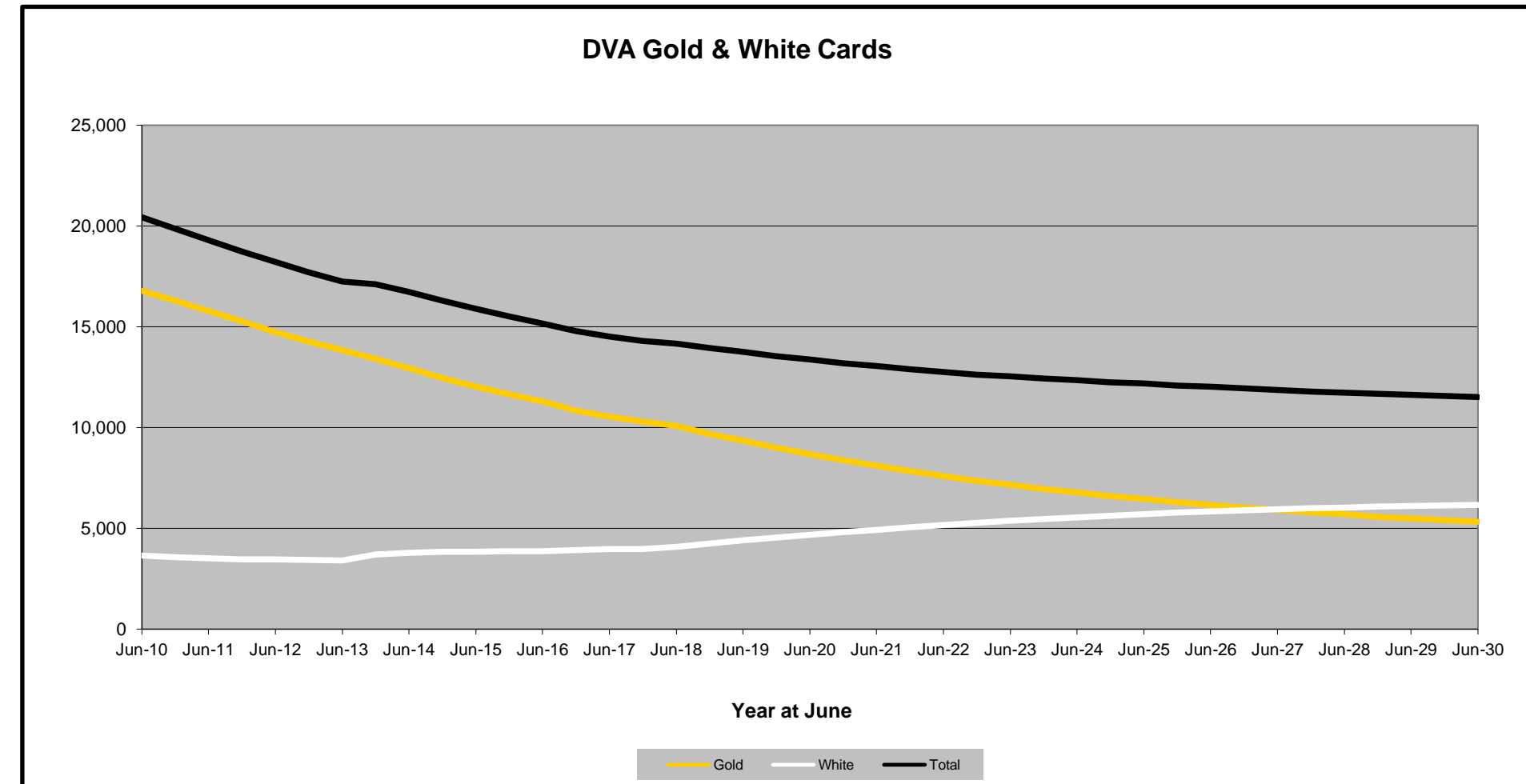
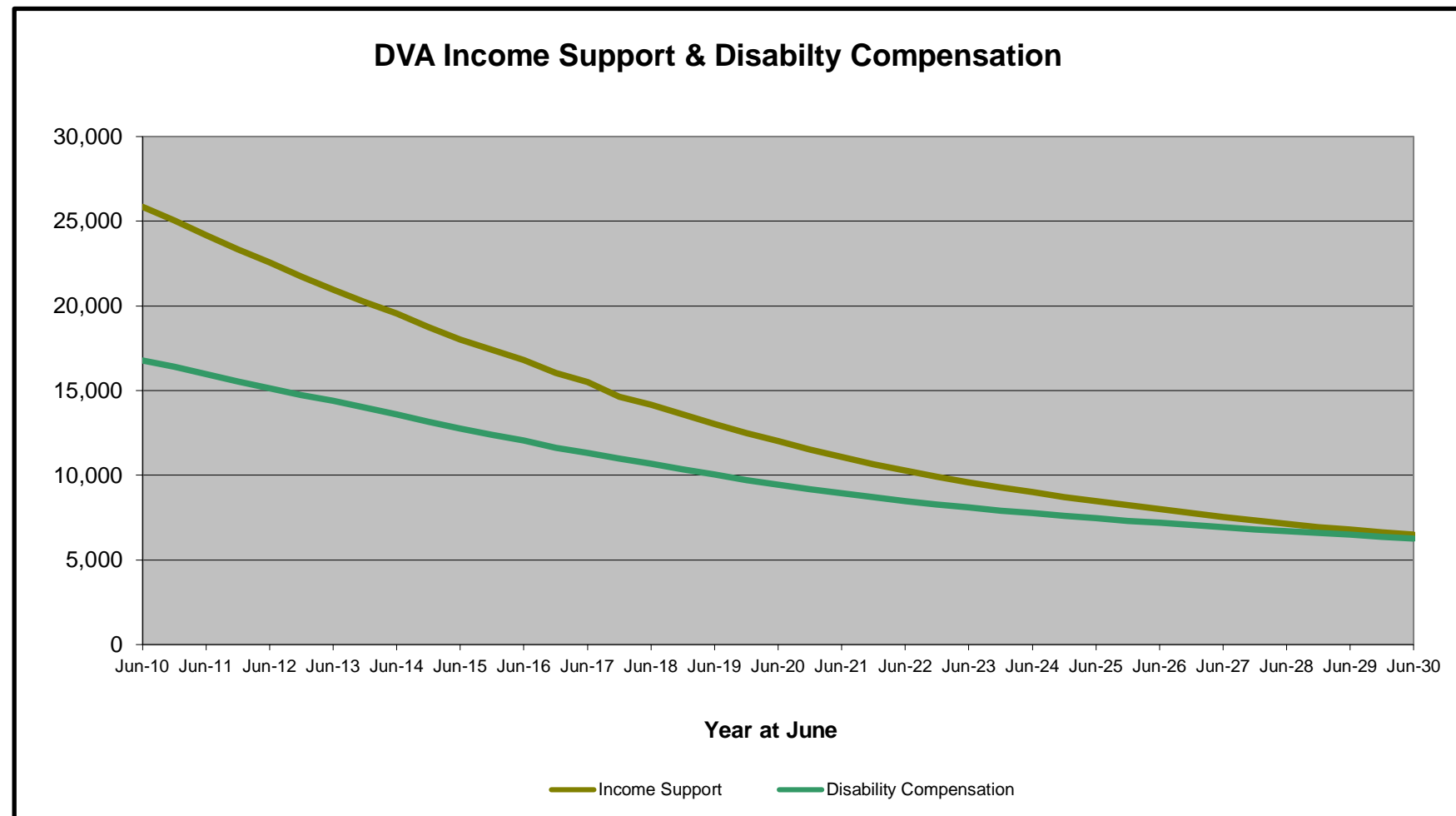
Continued next page

# DVA PROJECTED BENEFICIARY NUMBERS WITH ACTUALS TO 30 JUNE 2018 - SOUTH AUSTRALIA

## Executive Summary of DVA Beneficiaries in Receipt of Pension(s), Allowance(s) or Health Care

BENEFICIARY CATEGORY (Subsets of Net Total Beneficiaries on Previous Page)	ACTUAL DATA										FORECAST DATA										
	June 2010	June 2011	June 2012	June 2013	June 2014	June 2015	June 2016	June 2017	June 2018	June 2019	June 2020	June 2021	June 2022	June 2023	June 2024	June 2025	June 2026	June 2027	June 2028	June 2029	June 2030
<b>Health Treatment Card Holders :</b>																					
Gold Cards	16,784	15,781	14,738	13,844	12,949	12,032	11,286	10,543	10,072	9,300	8,700	8,100	7,600	7,200	6,800	6,500	6,200	5,900	5,700	5,500	5,300
White Cards	3,643	3,518	3,465	3,405	3,780	3,857	3,870	3,977	4,083	4,400	4,700	4,900	5,200	5,400	5,600	5,700	5,800	6,000	6,000	6,100	6,200
<b>Total Health Treatment Cards</b>	<b>20,427</b>	<b>19,299</b>	<b>18,203</b>	<b>17,249</b>	<b>16,729</b>	<b>15,889</b>	<b>15,156</b>	<b>14,520</b>	<b>14,155</b>	<b>13,700</b>	<b>13,400</b>	<b>13,000</b>	<b>12,800</b>	<b>12,500</b>	<b>12,300</b>	<b>12,200</b>	<b>12,000</b>	<b>11,900</b>	<b>11,700</b>	<b>11,600</b>	<b>11,500</b>
Repatriation Pharmaceutical Benefits Cards (Orange Cards)	1,397	1,215	1,044	884	748	607	492	396	295	200	200	100	100	100	0	0	0	0	0	0	0
<b>Other Income Support Categories:</b>																					
Income Support Supplement	6,428	6,097	5,752	5,445	5,064	4,636	4,284	3,891	3,528	3,200	2,800	2,500	2,200	1,900	1,700	1,500	1,400	1,300	1,100	1,100	1,000
Age Pensioners	464	419	371	343	322	288	277	274	265	300	200	200	200	300	300	300	300	300	300	300	300
Commonwealth Seniors Health Cards	660	634	576	519	434	390	360	553	318	300	200	200	200	200	200	200	200	200	200	100	100
Defence Force Income Support Supplement (DFISA)	1,257	1,191	1,142	1,067	983	968	944	885	849	800	900	900	1,000	1,000	1,100	1,100	1,200	1,200	1,200	1,300	1,300
<b>Total Income Support Beneficiaries (a)</b>	<b>25,849</b>	<b>24,165</b>	<b>22,565</b>	<b>20,949</b>	<b>19,541</b>	<b>18,003</b>	<b>16,808</b>	<b>15,495</b>	<b>14,181</b>	<b>13,000</b>	<b>12,000</b>	<b>11,100</b>	<b>10,300</b>	<b>9,600</b>	<b>9,000</b>	<b>8,500</b>	<b>8,000</b>	<b>7,600</b>	<b>7,100</b>	<b>6,800</b>	<b>6,500</b>
<b>Total Disability Compensation Beneficiaries (b)</b>	<b>16,788</b>	<b>15,986</b>	<b>15,145</b>	<b>14,390</b>	<b>13,598</b>	<b>12,769</b>	<b>12,045</b>	<b>11,337</b>	<b>10,699</b>	<b>10,000</b>	<b>9,500</b>	<b>8,900</b>	<b>8,500</b>	<b>8,100</b>	<b>7,800</b>	<b>7,500</b>	<b>7,200</b>	<b>6,900</b>	<b>6,700</b>	<b>6,500</b>	<b>6,300</b>

(a) - Includes veteran service pensions, dependant service pensions, income support supplement, age pensions, commonwealth seniors health cards and DFISA recipients.  
 (b) - Includes disability, war widow, orphan and adequate means of support pensions.



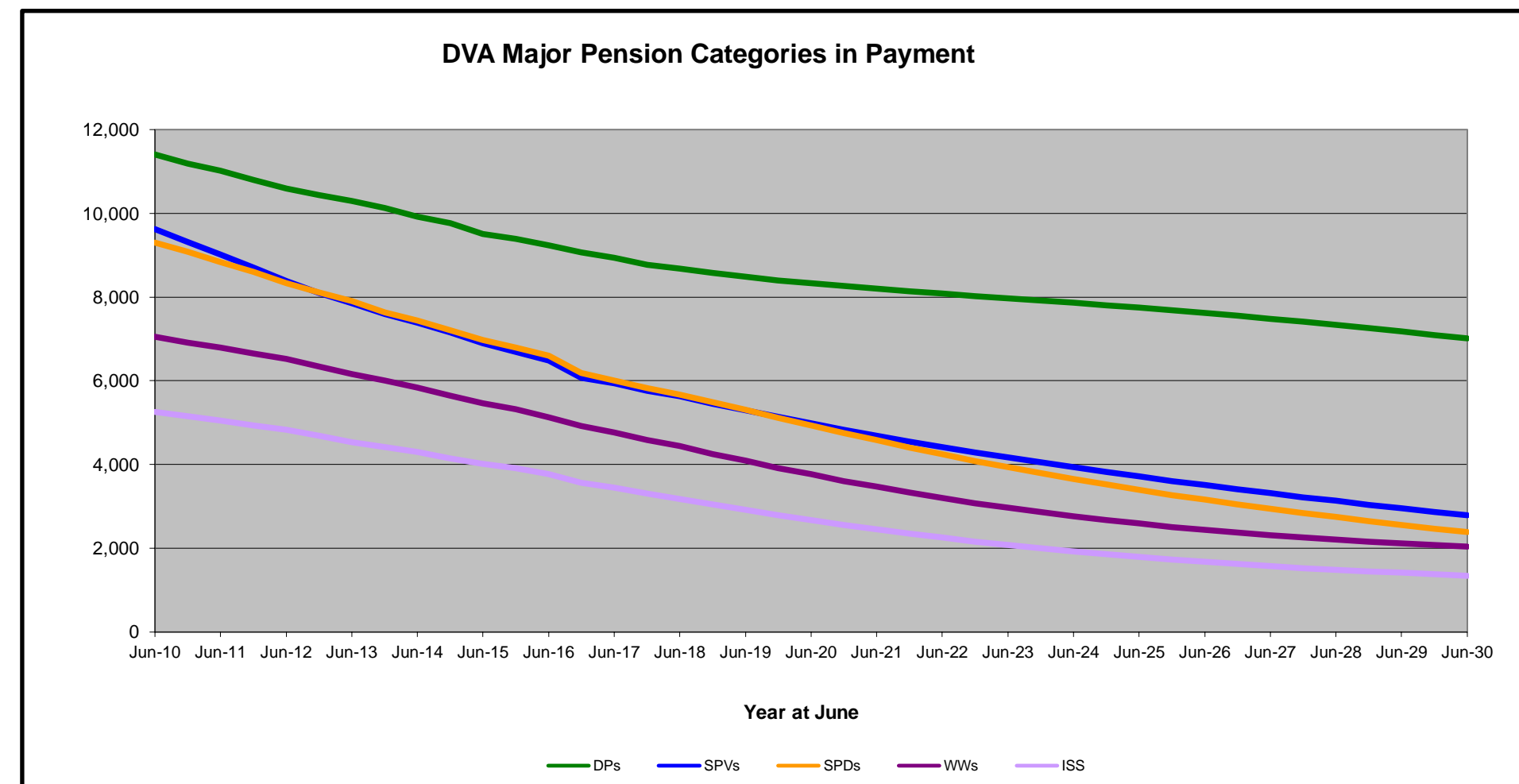
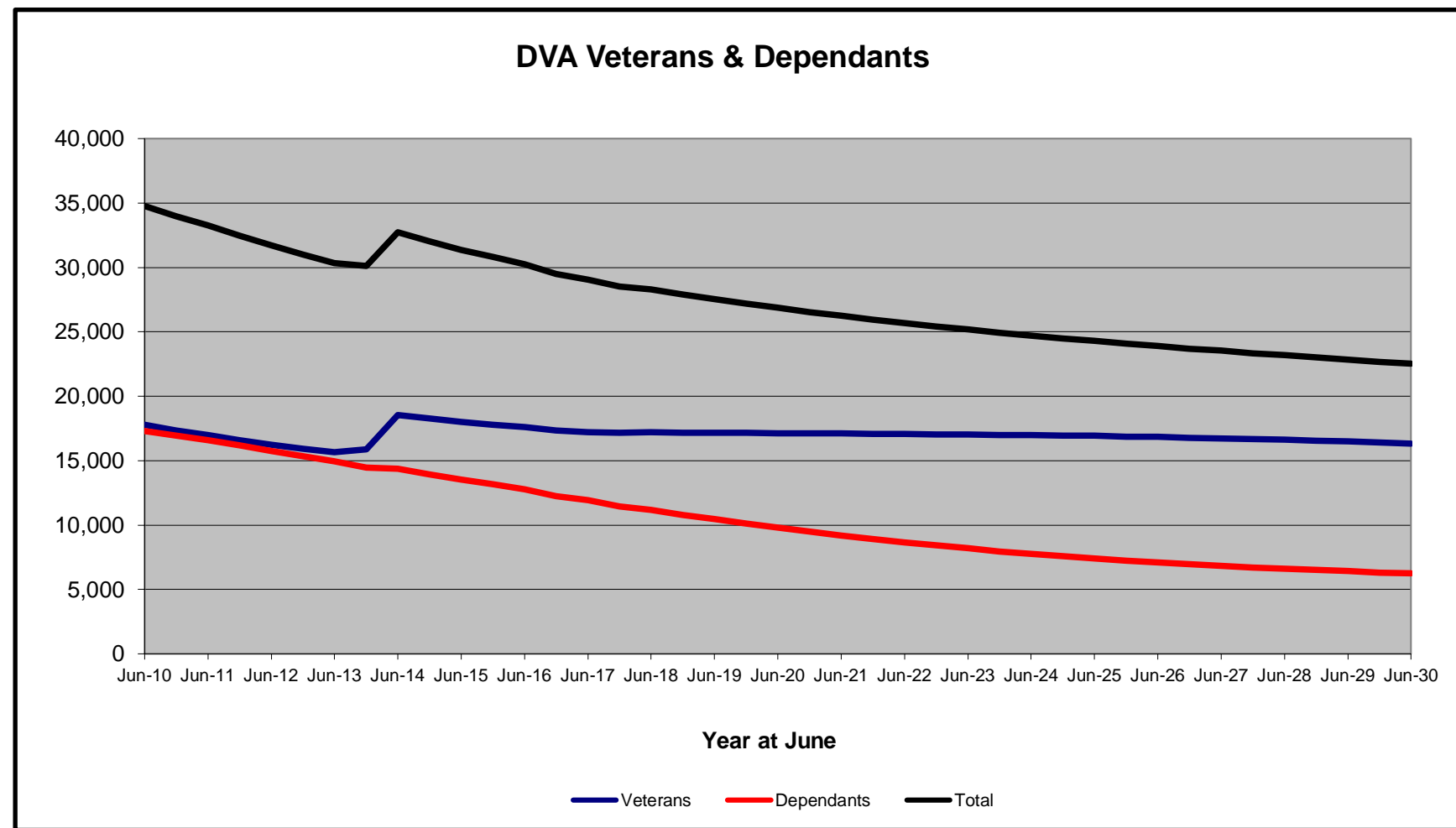
Date of Most Recent Actual Data : 29 June 2018  
 Date When This Version is Current : 1 Aug 2018

# DVA PROJECTED BENEFICIARY NUMBERS WITH ACTUALS TO 30 JUNE 2018 - WESTERN AUSTRALIA

## Executive Summary of DVA Beneficiaries in Receipt of Pension(s), Allowance(s) or Health Care

BENEFICIARY CATEGORY	ACTUAL DATA										FORECAST DATA											
	June 2010	June 2011	June 2012	June 2013	June 2014	June 2015	June 2016	June 2017	June 2018	June 2019	June 2020	June 2021	June 2022	June 2023	June 2024	June 2025	June 2026	June 2027	June 2028	June 2029	June 2030	
<b>Veterans :</b>																						
Disability Pensioners in Payment	11,413	11,025	10,599	10,294	9,927	9,515	9,236	8,940	8,683	8,500	8,300	8,200	8,100	8,000	7,900	7,700	7,600	7,500	7,300	7,200	7,000	
Age Pension Veterans (Included Above)	227	219	204	201	194	190	196	201	189	200	200	200	200	200	200	300	300	300	300	300	400	
Service Pension Veterans	9,630	9,013	8,383	7,859	7,385	6,893	6,487	5,940	5,629	5,300	5,000	4,700	4,400	4,200	3,900	3,700	3,500	3,300	3,100	3,000	2,800	
Disability Pensioner & Service Pension Veteran Overlap	5,658	5,369	5,083	4,868	4,629	4,380	4,224	3,920	3,782	3,600	3,400	3,200	3,100	2,900	2,700	2,600	2,400	2,300	2,100	2,000	1,800	
Treatment Cards, Allowances or Accepted Disabilities Only	2,420	2,308	2,345	2,387	5,866	5,963	6,103	6,243	6,693	7,000	7,200	7,500	7,600	7,800	7,900	8,000	8,100	8,200	8,300	8,300	8,400	
MRCA Veterans	n/a	n/a	n/a	n/a	1,669	1,861	2,091	2,246	2,515	2,800	3,000	3,200	3,400	3,600	3,700	3,900	4,000	4,200	4,300	4,400	4,500	
SRCA Veterans	n/a	n/a	n/a	n/a	5,680	5,740	5,800	5,781	5,792	5,900	5,900	6,000	6,100	6,100	6,200	6,200	6,200	6,200	6,200	6,200	6,200	
<b>Total Veterans</b>	<b>17,805</b>	<b>16,977</b>	<b>16,244</b>	<b>15,672</b>	<b>18,551</b>	<b>17,991</b>	<b>17,602</b>	<b>17,203</b>	<b>17,223</b>	<b>17,200</b>	<b>17,100</b>	<b>17,100</b>	<b>17,100</b>	<b>17,000</b>	<b>17,000</b>	<b>16,900</b>	<b>16,800</b>	<b>16,700</b>	<b>16,600</b>	<b>16,500</b>	<b>16,300</b>	
<b>Dependants :</b>																						
Service Pension Dependants	9,301	8,837	8,334	7,900	7,441	6,981	6,598	6,009	5,669	5,300	4,900	4,600	4,200	3,900	3,700	3,400	3,200	2,900	2,700	2,600	2,400	
War Widow(er)s	7,052	6,798	6,524	6,163	5,832	5,459	5,129	4,768	4,435	4,100	3,800	3,500	3,200	3,000	2,800	2,600	2,400	2,300	2,200	2,100	2,000	
Orphans	16	12	6	7	8	10	10	15	15	20	20	20	20	20	20	20	20	20	20	10	10	
Adequate Means of Support (a)	32	29	28	27	25	25	24	24	23	20	20	20	20	20	20	20	20	20	20	20	20	
Age Pension Partners	199	195	191	176	165	162	162	166	154	100	100	200	200	200	200	200	200	200	200	200	200	
Commonwealth Seniors Health Cards Dependants	680	676	623	583	503	496	464	608	433	400	300	300	300	300	200	200	200	200	200	200	200	
Defence Force Income Support Supplement Dependants	609	613	589	552	536	521	510	487	477	500	500	600	700	700	800	800	900	900	1,000	1,000	1,100	
MRCA Dependants	n/a	n/a	n/a	n/a	21	20	25	23	30	30	30	30	30	30	30	30	30	30	30	30	30	30
Other Dependants	36	36	50	60	283	272	274	269	284	300	300	300	300	300	400	400	400	400	400	500	500	
Total Overlap Between Dependant Categories	619	610	578	532	457	434	415	420	360	300	300	300	200	200	200	200	200	200	200	100	100	
<b>Total Dependants</b>	<b>17,306</b>	<b>16,586</b>	<b>15,767</b>	<b>14,936</b>	<b>14,357</b>	<b>13,512</b>	<b>12,781</b>	<b>11,949</b>	<b>11,160</b>	<b>10,500</b>	<b>9,800</b>	<b>9,200</b>	<b>8,700</b>	<b>8,200</b>	<b>7,800</b>	<b>7,400</b>	<b>7,100</b>	<b>6,800</b>	<b>6,600</b>	<b>6,400</b>	<b>6,300</b>	
<b>Total Veterans and Total Dependants Overlap</b>	<b>340</b>	<b>319</b>	<b>286</b>	<b>264</b>	<b>165</b>	<b>149</b>	<b>133</b>	<b>113</b>	<b>98</b>	<b>80</b>	<b>70</b>	<b>60</b>	<b>60</b>	<b>50</b>	<b>50</b>	<b>50</b>	<b>50</b>	<b>50</b>	<b>60</b>	<b>60</b>	<b>60</b>	
<b>Nett Total Clients *</b>	<b>34,771</b>	<b>33,244</b>	<b>31,725</b>	<b>30,344</b>	<b>32,743</b>	<b>31,354</b>	<b>30,250</b>	<b>29,039</b>	<b>28,288</b>	<b>27,500</b>	<b>26,900</b>	<b>26,300</b>	<b>25,700</b>	<b>25,200</b>	<b>24,700</b>	<b>24,300</b>	<b>23,900</b>	<b>23,500</b>	<b>23,200</b>	<b>22,900</b>	<b>22,500</b>	

\* - From June 2014 this report contains a more complete count of total DVA clients. The previous count; Net Total Beneficiaries; included all persons receiving a VEA pension/allowance or holding a treatment or pharmaceutical entitlement card. In contrast, the Nett Total Client count also includes any veteran with one or more service related disabilities accepted under the SRCA or the MRCA as well as dependent children of veterans currently receiving student payments under the VCES or MRCAETS.



Date of Most Recent Actual Data : 29 June 2018  
Date When This Version is Current : 1 Aug 2018

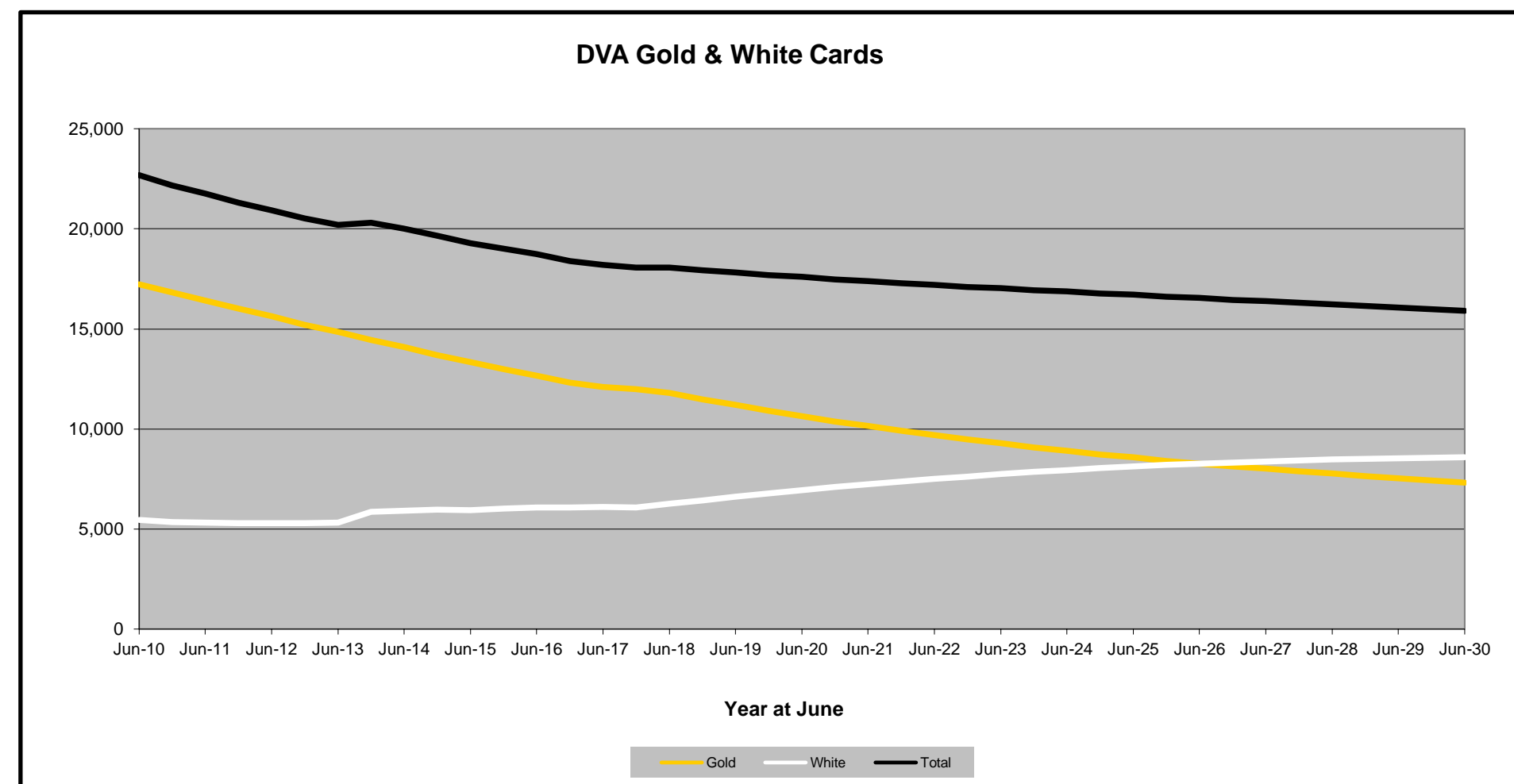
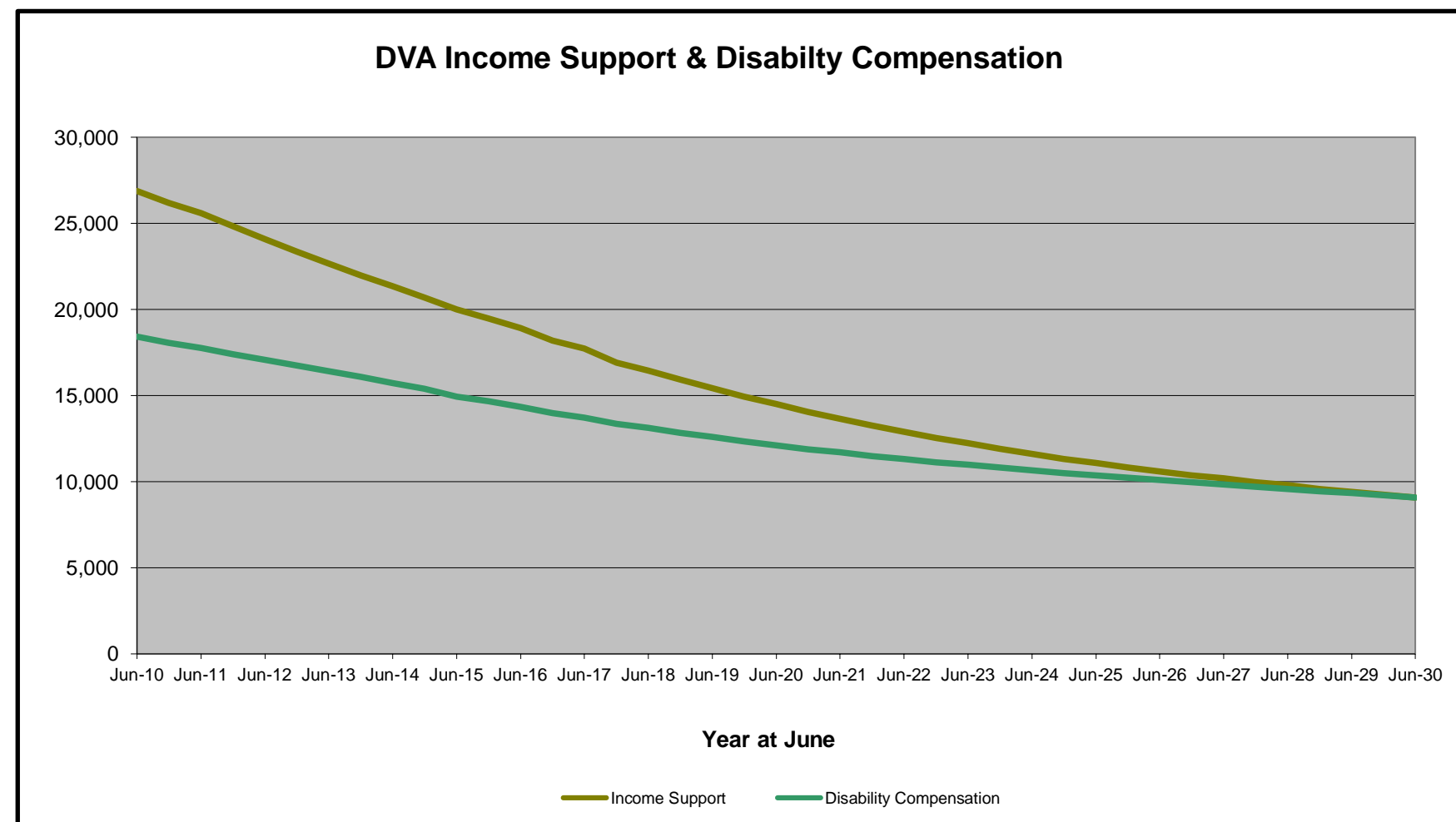
Continued next page

# DVA PROJECTED BENEFICIARY NUMBERS WITH ACTUALS TO 30 JUNE 2018 - WESTERN AUSTRALIA

## Executive Summary of DVA Beneficiaries in Receipt of Pension(s), Allowance(s) or Health Care

BENEFICIARY CATEGORY (Subsets of Net Total Beneficiaries on Previous Page)	ACTUAL DATA										FORECAST DATA										
	June 2010	June 2011	June 2012	June 2013	June 2014	June 2015	June 2016	June 2017	June 2018	June 2019	June 2020	June 2021	June 2022	June 2023	June 2024	June 2025	June 2026	June 2027	June 2028	June 2029	June 2030
<b>Health Treatment Card Holders :</b>																					
Gold Cards	17,238	16,428	15,639	14,861	14,099	13,341	12,669	12,114	11,810	11,200	10,700	10,100	9,700	9,300	8,900	8,600	8,300	8,000	7,800	7,500	7,300
White Cards	5,458	5,330	5,302	5,331	5,921	5,945	6,088	6,096	6,256	6,600	6,900	7,200	7,500	7,700	8,000	8,100	8,300	8,400	8,500	8,500	8,600
<b>Total Health Treatment Cards</b>	<b>22,696</b>	<b>21,758</b>	<b>20,941</b>	<b>20,192</b>	<b>20,020</b>	<b>19,286</b>	<b>18,757</b>	<b>18,210</b>	<b>18,066</b>	<b>17,800</b>	<b>17,600</b>	<b>17,400</b>	<b>17,200</b>	<b>17,000</b>	<b>16,900</b>	<b>16,700</b>	<b>16,500</b>	<b>16,400</b>	<b>16,200</b>	<b>16,100</b>	<b>15,900</b>
Repatriation Pharmaceutical Benefits Cards (Orange Cards)	1,375	1,208	1,035	882	758	624	503	391	314	200	200	100	100	100	0	0	0	0	0	0	0
<b>Other Income Support Categories:</b>																					
Income Support Supplement	5,257	5,052	4,835	4,529	4,297	4,014	3,765	3,449	3,178	2,900	2,700	2,400	2,300	2,100	1,900	1,800	1,700	1,600	1,500	1,400	1,300
Age Pensioners	426	414	395	377	367	359	365	373	349	300	300	400	400	400	400	400	500	500	500	500	500
Commonwealth Seniors Health Cards	1,072	1,049	972	910	762	700	658	939	615	500	500	400	400	400	300	300	300	300	300	300	200
Defence Force Income Support Supplement (DFISA)	1,502	1,518	1,458	1,380	1,340	1,304	1,300	1,268	1,244	1,300	1,300	1,400	1,400	1,500	1,600	1,700	1,800	1,900	1,900	2,000	2,100
<b>Total Income Support Beneficiaries (a)</b>	<b>26,886</b>	<b>25,591</b>	<b>24,096</b>	<b>22,685</b>	<b>21,348</b>	<b>20,014</b>	<b>18,926</b>	<b>17,731</b>	<b>16,456</b>	<b>15,400</b>	<b>14,500</b>	<b>13,700</b>	<b>12,900</b>	<b>12,200</b>	<b>11,600</b>	<b>11,100</b>	<b>10,600</b>	<b>10,200</b>	<b>9,800</b>	<b>9,400</b>	<b>9,100</b>
<b>Total Disability Compensation Beneficiaries (b)</b>	<b>18,427</b>	<b>17,779</b>	<b>17,080</b>	<b>16,420</b>	<b>15,727</b>	<b>14,949</b>	<b>14,349</b>	<b>13,705</b>	<b>13,120</b>	<b>12,600</b>	<b>12,100</b>	<b>11,700</b>	<b>11,300</b>	<b>11,000</b>	<b>10,700</b>	<b>10,400</b>	<b>10,100</b>	<b>9,800</b>	<b>9,600</b>	<b>9,300</b>	<b>9,100</b>

(a) - Includes veteran service pensions, dependant service pensions, income support supplement, age pensions, commonwealth seniors health cards and DFISA recipients.  
 (b) - Includes disability, war widow, orphan and adequate means of support pensions.



Date of Most Recent Actual Data : 29 June 2018  
 Date When This Version is Current : 1 Aug 2018

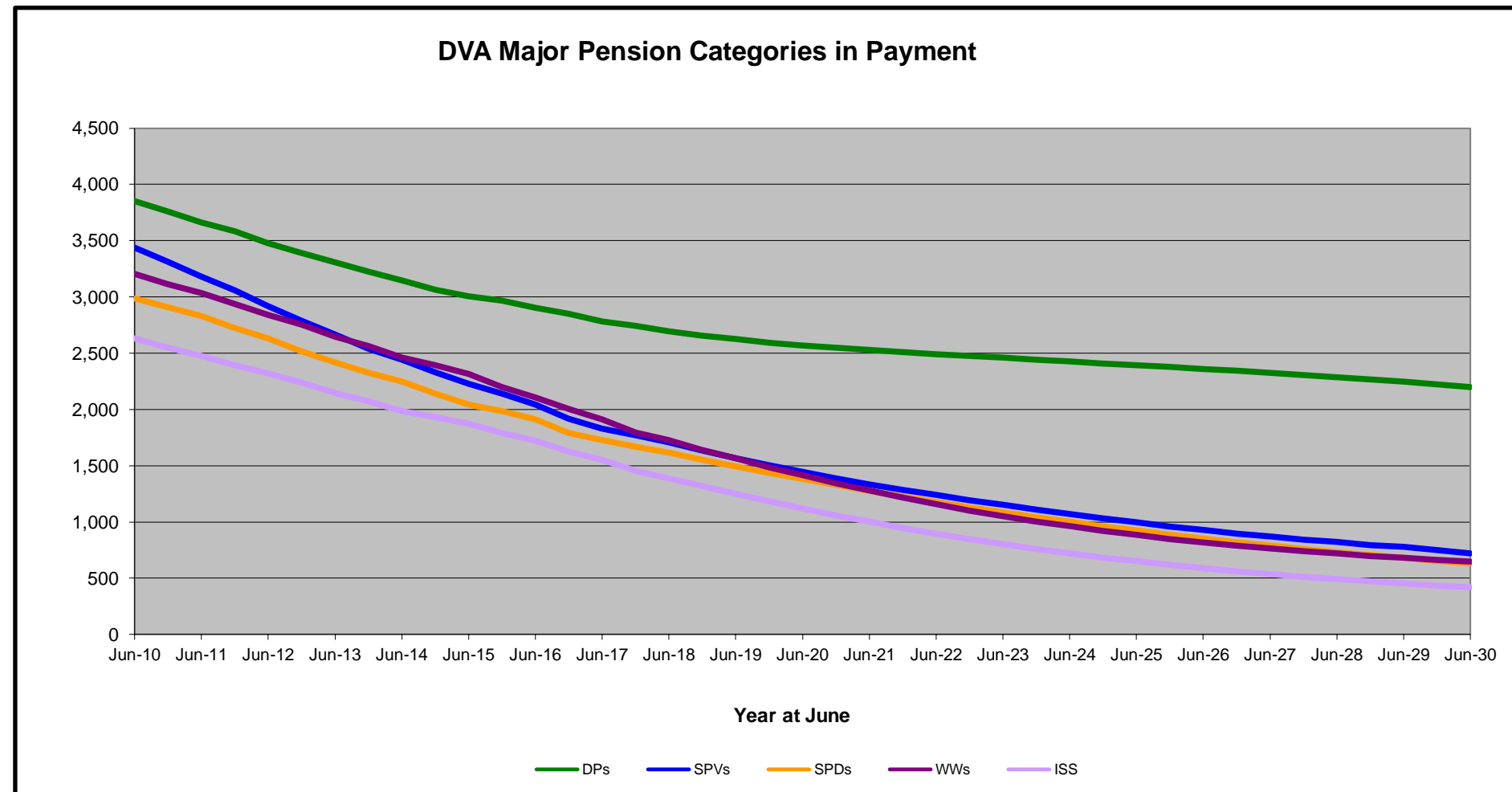
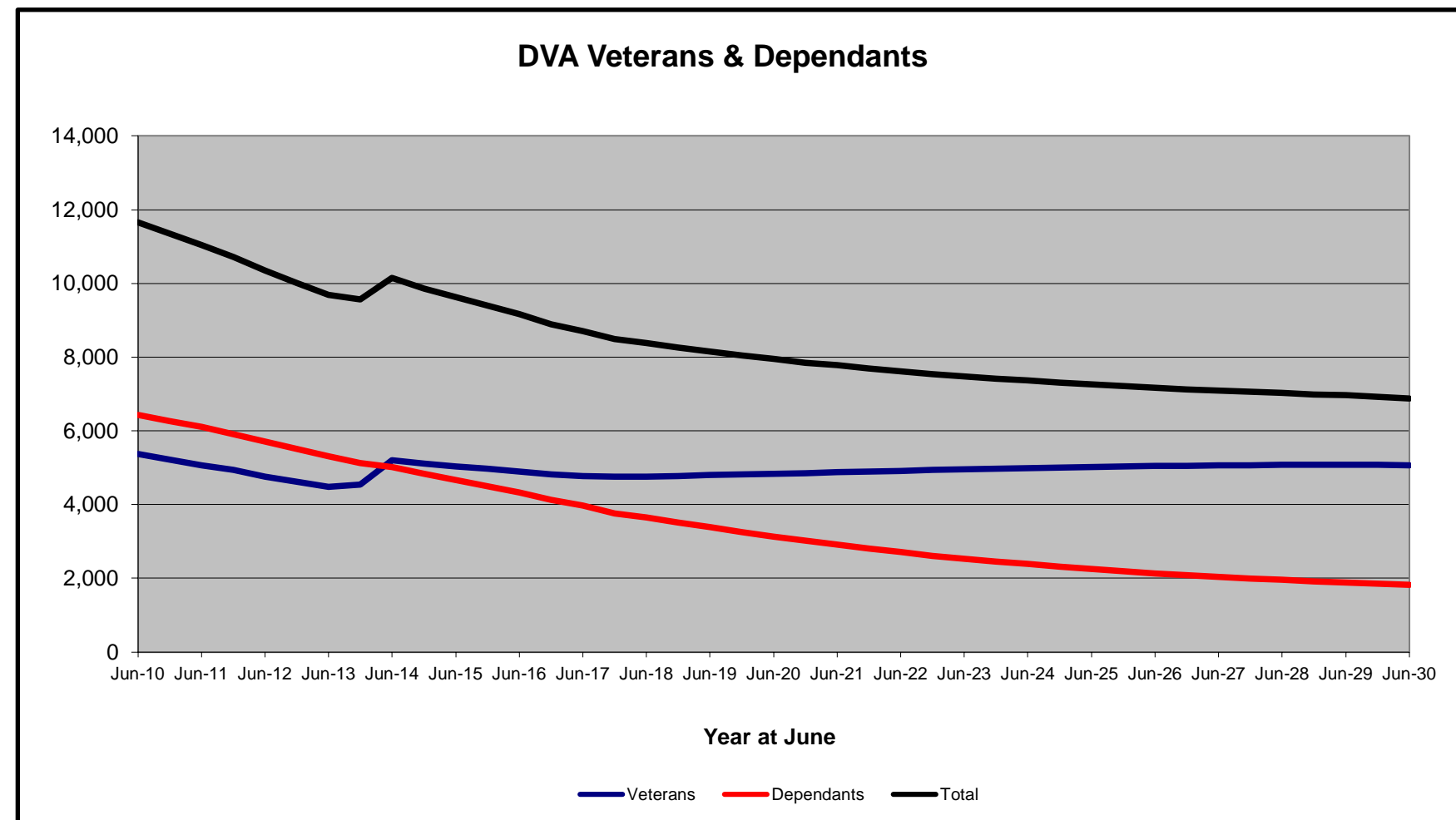


**DVA PROJECTED BENEFICIARY NUMBERS WITH ACTUALS TO 30 JUNE 2018 - TASMANIA \***

**Executive Summary of DVA Beneficiaries in Receipt of Pension(s), Allowance(s) or Health Care**

BENEFICIARY CATEGORY	ACTUAL DATA										FORECAST DATA										
	June 2010	June 2011	June 2012	June 2013	June 2014	June 2015	June 2016	June 2017	June 2018	June 2019	June 2020	June 2021	June 2022	June 2023	June 2024	June 2025	June 2026	June 2027	June 2028	June 2029	June 2030
<b>Veterans :</b>																					
Disability Pensioners in Payment	3,851	3,664	3,477	3,306	3,144	3,005	2,905	2,783	2,695	2,600	2,600	2,500	2,500	2,500	2,400	2,400	2,400	2,300	2,300	2,200	2,200
Age Pension Veterans (Included Above)	64	58	56	56	56	57	56	63	68	100	100	100	100	100	100	100	100	100	100	100	100
Service Pension Veterans	3,440	3,179	2,916	2,666	2,444	2,226	2,045	1,830	1,708	1,600	1,400	1,300	1,200	1,200	1,100	1,000	900	900	800	800	700
Disability Pensioner & Service Pension Veteran Overlap	2,410	2,259	2,122	1,963	1,818	1,680	1,570	1,429	1,352	1,300	1,200	1,100	1,000	1,000	900	900	800	700	700	600	600
Treatment Cards, Allowances or Accepted Disabilities Only	488	482	490	477	1,433	1,487	1,522	1,587	1,709	1,900	2,000	2,100	2,200	2,300	2,400	2,500	2,600	2,600	2,700	2,700	2,700
MRCA Veterans	n/a	n/a	n/a	n/a	312	364	421	492	588	700	800	800	900	1,000	1,100	1,100	1,200	1,300	1,300	1,400	1,400
SRCA Veterans	n/a	n/a	n/a	n/a	1,622	1,638	1,671	1,696	1,711	1,700	1,800	1,800	1,800	1,800	1,800	1,800	1,900	1,900	1,900	1,900	1,900
<b>Total Veterans</b>	<b>5,369</b>	<b>5,066</b>	<b>4,761</b>	<b>4,486</b>	<b>5,203</b>	<b>5,038</b>	<b>4,902</b>	<b>4,771</b>	<b>4,760</b>	<b>4,800</b>	<b>4,800</b>	<b>4,900</b>	<b>4,900</b>	<b>5,000</b>	<b>5,000</b>	<b>5,000</b>	<b>5,000</b>	<b>5,100</b>	<b>5,100</b>	<b>5,100</b>	<b>5,100</b>
<b>Dependants :</b>																					
Service Pension Dependants	2,987	2,829	2,629	2,419	2,247	2,043	1,912	1,729	1,613	1,500	1,400	1,300	1,200	1,100	1,000	900	900	800	700	700	600
War Widow(er)s	3,206	3,034	2,838	2,648	2,462	2,314	2,107	1,913	1,725	1,600	1,400	1,300	1,200	1,100	1,000	900	800	800	700	700	600
Orphans	3	1	1	0	3	3	2	6	5	10	10	10	10	10	10	10	10	10	10	10	10
Adequate Means of Support (a)	23	23	22	22	22	20	20	20	17	20	20	20	20	20	20	20	20	20	20	20	10
Age Pension Partners	42	42	43	41	40	42	41	33	37	40	40	40	40	50	50	50	50	50	60	60	60
Commonwealth Seniors Health Cards Dependants	92	83	80	72	57	54	49	93	57	50	50	40	40	40	30	30	30	30	30	30	30
Defence Force Income Support Supplement Dependants	166	174	176	174	168	166	167	164	166	180	200	220	230	250	270	280	300	310	330	340	350
MRCA Dependants	n/a	n/a	n/a	n/a	0	1	3	3	3	0	0	0	0	0	0	0	0	0	0	0	0
Other Dependants	11	11	11	13	96	88	85	84	95	80	80	80	80	90	100	110	110	120	130	140	140
Total Overlap Between Dependant Categories	92	87	83	76	69	66	62	69	61	50	50	50	50	50	50	50	50	50	50	50	50
<b>Total Dependants</b>	<b>6,438</b>	<b>6,110</b>	<b>5,717</b>	<b>5,313</b>	<b>5,026</b>	<b>4,665</b>	<b>4,324</b>	<b>3,976</b>	<b>3,657</b>	<b>3,400</b>	<b>3,100</b>	<b>2,900</b>	<b>2,700</b>	<b>2,500</b>	<b>2,400</b>	<b>2,300</b>	<b>2,100</b>	<b>2,000</b>	<b>2,000</b>	<b>1,900</b>	<b>1,800</b>
<b>Total Veterans and Total Dependants Overlap</b>	<b>151</b>	<b>143</b>	<b>127</b>	<b>109</b>	<b>87</b>	<b>70</b>	<b>56</b>	<b>41</b>	<b>33</b>	<b>30</b>	<b>20</b>	<b>20</b>	<b>10</b>	<b>10</b>	<b>10</b>	<b>10</b>	<b>10</b>	<b>10</b>	<b>10</b>	<b>10</b>	<b>10</b>
<b>Nett Total Clients *</b>	<b>11,656</b>	<b>11,033</b>	<b>10,351</b>	<b>9,690</b>	<b>10,142</b>	<b>9,633</b>	<b>9,170</b>	<b>8,706</b>	<b>8,384</b>	<b>8,200</b>	<b>8,000</b>	<b>7,800</b>	<b>7,600</b>	<b>7,500</b>	<b>7,400</b>	<b>7,300</b>	<b>7,200</b>	<b>7,100</b>	<b>7,000</b>	<b>7,000</b>	<b>6,900</b>

\* - From June 2014 this report contains a more complete count of total DVA clients. The previous count; Net Total Beneficiaries; included all persons receiving a VEA pension/allowance or holding a treatment or pharmaceutical entitlement card. In contrast, the Nett Total Client count also includes any veteran with one or more service related disabilities accepted under the SRCA or the MRCA as well as dependent children of veterans currently receiving student payments under the VCES or MRCAETS.



Date of Most Recent Actual Data : 29 June 2018  
Date When This Version is Current : 1 Aug 2018

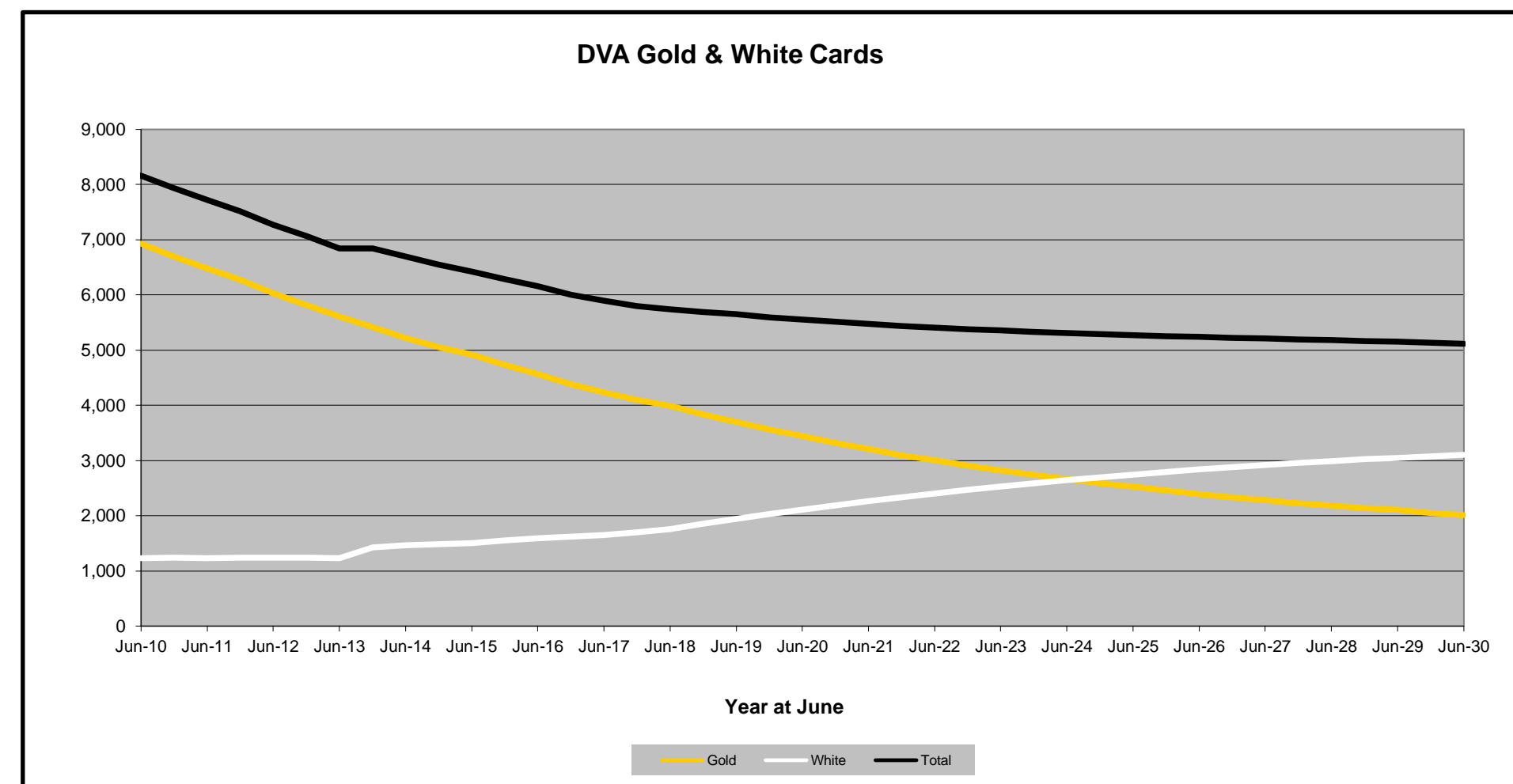
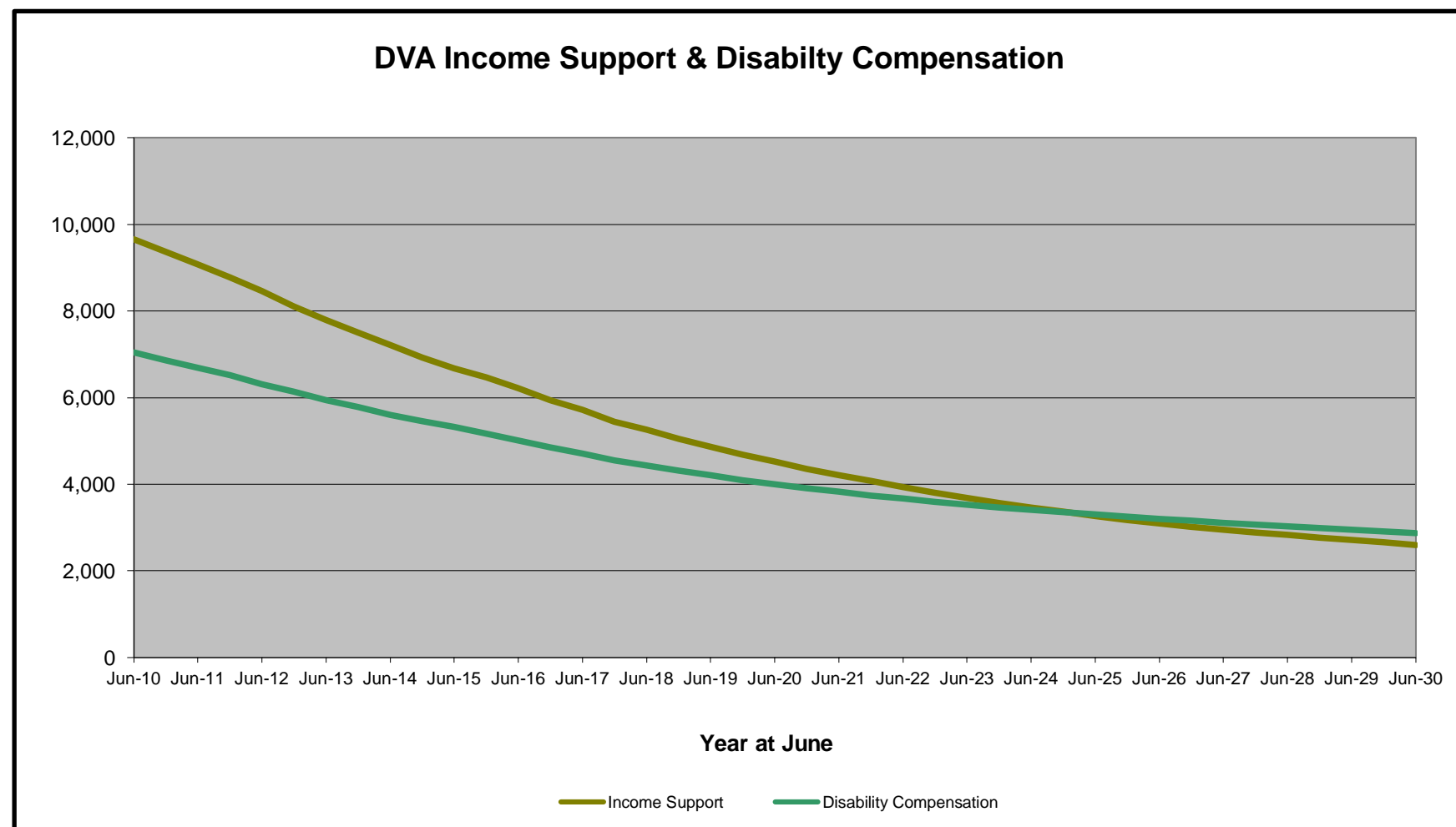
Continued next page

# DVA PROJECTED BENEFICIARY NUMBERS WITH ACTUALS TO 30 JUNE 2018 - TASMANIA \*

## Executive Summary of DVA Beneficiaries in Receipt of Pension(s), Allowance(s) or Health Care

BENEFICIARY CATEGORY (Subsets of Net Total Beneficiaries on Previous Page)	ACTUAL DATA										FORECAST DATA										
	June 2010	June 2011	June 2012	June 2013	June 2014	June 2015	June 2016	June 2017	June 2018	June 2019	June 2020	June 2021	June 2022	June 2023	June 2024	June 2025	June 2026	June 2027	June 2028	June 2029	June 2030
<b>Health Treatment Card Holders :</b>																					
Gold Cards	6,925	6,483	6,030	5,610	5,224	4,916	4,571	4,240	3,988	3,700	3,400	3,200	3,000	2,800	2,700	2,500	2,400	2,300	2,200	2,100	2,000
White Cards	1,230	1,237	1,238	1,232	1,469	1,510	1,591	1,651	1,755	1,900	2,100	2,300	2,400	2,500	2,600	2,700	2,800	2,900	3,000	3,100	3,100
<b>Total Health Treatment Cards</b>	<b>8,155</b>	<b>7,720</b>	<b>7,268</b>	<b>6,842</b>	<b>6,693</b>	<b>6,426</b>	<b>6,162</b>	<b>5,891</b>	<b>5,743</b>	<b>5,600</b>	<b>5,600</b>	<b>5,500</b>	<b>5,400</b>	<b>5,400</b>	<b>5,300</b>	<b>5,300</b>	<b>5,200</b>	<b>5,200</b>	<b>5,200</b>	<b>5,200</b>	<b>5,100</b>
Repatriation Pharmaceutical Benefits Cards (Orange Cards)	293	255	216	184	153	128	100	76	56	0	0	0	0	0	0	0	0	0	0	0	0
<b>Other Income Support Categories:</b>																					
Income Support Supplement	2,633	2,474	2,318	2,144	1,983	1,873	1,723	1,550	1,389	1,300	1,100	1,000	900	800	700	700	600	500	500	500	400
Age Pensioners	106	100	99	97	96	100	97	96	105	100	100	110	110	120	130	130	140	140	150	160	160
Commonwealth Seniors Health Cards	162	142	133	112	90	80	73	146	78	70	70	60	50	50	50	40	40	40	40	40	40
Defence Force Income Support Supplement (DFISA)	423	434	442	427	435	435	435	442	449	460	490	520	550	570	600	630	660	690	710	740	760
<b>Total Income Support Beneficiaries (a)</b>	<b>9,661</b>	<b>9,077</b>	<b>8,459</b>	<b>7,790</b>	<b>7,218</b>	<b>6,681</b>	<b>6,211</b>	<b>5,716</b>	<b>5,257</b>	<b>4,900</b>	<b>4,500</b>	<b>4,200</b>	<b>3,900</b>	<b>3,700</b>	<b>3,500</b>	<b>3,300</b>	<b>3,100</b>	<b>3,000</b>	<b>2,800</b>	<b>2,700</b>	<b>2,600</b>
<b>Total Disability Compensation Beneficiaries (b)</b>	<b>7,046</b>	<b>6,686</b>	<b>6,310</b>	<b>5,948</b>	<b>5,604</b>	<b>5,319</b>	<b>5,015</b>	<b>4,708</b>	<b>4,432</b>	<b>4,200</b>	<b>4,000</b>	<b>3,800</b>	<b>3,700</b>	<b>3,500</b>	<b>3,400</b>	<b>3,300</b>	<b>3,200</b>	<b>3,100</b>	<b>3,000</b>	<b>2,900</b>	<b>2,900</b>

(a) - Includes veteran service pensions, dependant service pensions, income support supplement, age pensions, commonwealth seniors health cards and DFISA recipients.  
 (b) - Includes disability, war widow, orphan and adequate means of support pensions.



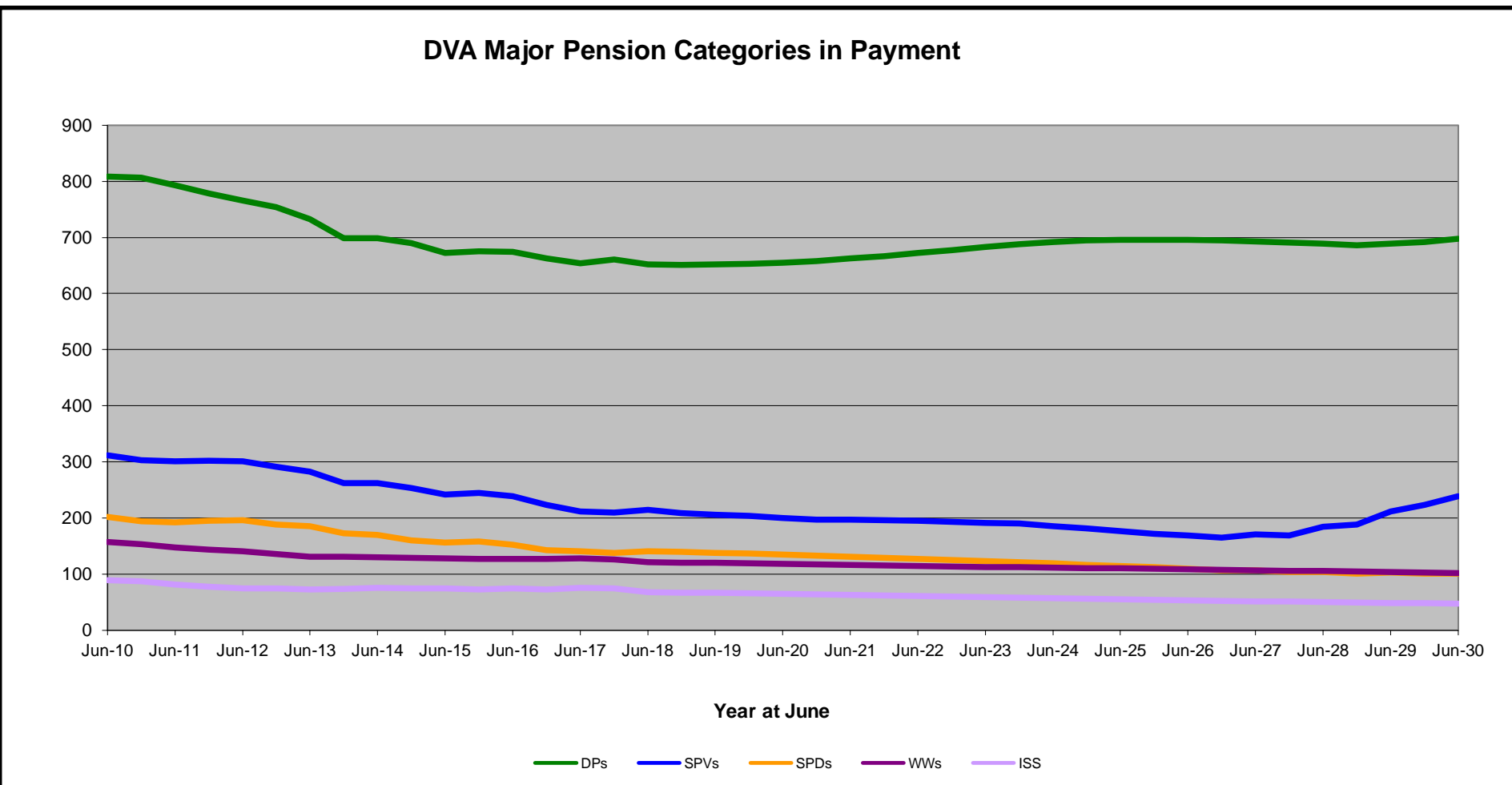
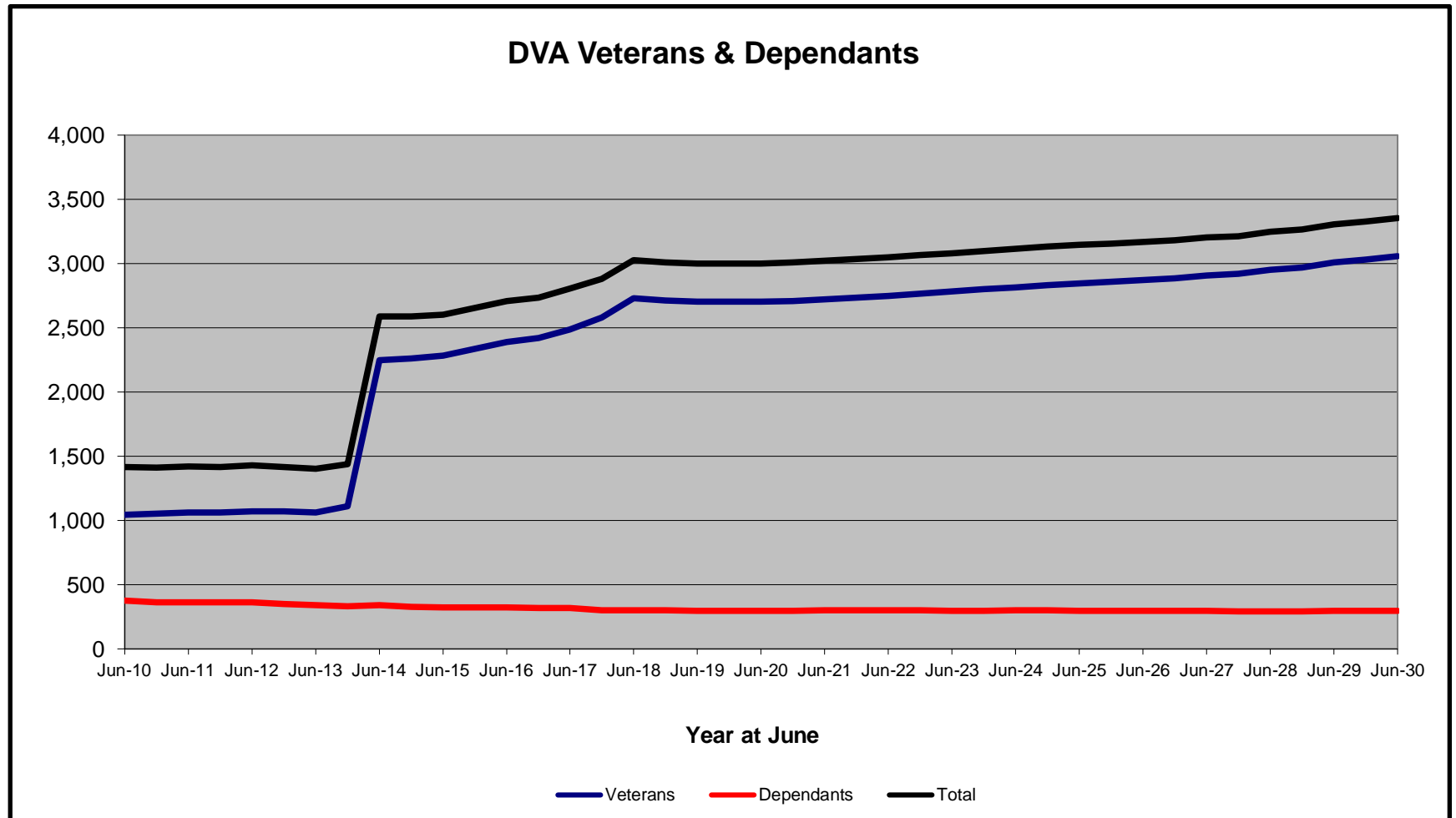
Date of Most Recent Actual Data : 29 June 2018  
 Date When This Version is Current : 1 Aug 2018

# DVA PROJECTED BENEFICIARY NUMBERS WITH ACTUALS TO 30 JUNE 2018 - NORTHERN TERRITORY

## Executive Summary of DVA Beneficiaries in Receipt of Pension(s), Allowance(s) or Health Care

BENEFICIARY CATEGORY	ACTUAL DATA										FORECAST DATA										
	June 2010	June 2011	June 2012	June 2013	June 2014	June 2015	June 2016	June 2017	June 2018	June 2019	June 2020	June 2021	June 2022	June 2023	June 2024	June 2025	June 2026	June 2027	June 2028	June 2029	June 2030
<b>Veterans :</b>																					
Disability Pensioners in Payment	808	793	766	733	699	672	674	654	652	650	660	660	670	680	690	700	700	690	690	690	700
Age Pension Veterans (Included Above)	2	3	3	3	3	4	4	7	6	10	10	10	10	10	10	10	10	10	10	10	10
Service Pension Veterans	312	301	301	283	262	242	239	212	215	210	200	200	190	190	190	180	170	180	210	240	240
Disability Pensioner & Service Pension Veteran Overlap	198	186	188	181	165	156	152	133	137	130	130	130	130	130	130	120	120	110	100	100	110
Treatment Cards, Allowances or Accepted Disabilities Only	123	156	194	228	1,452	1,524	1,627	1,755	1,999	1,980	1,980	1,990	2,010	2,040	2,070	2,090	2,120	2,150	2,180	2,210	2,230
MRCA Veterans	n/a	n/a	n/a	n/a	716	798	932	1,038	1,149	1,250	1,330	1,390	1,460	1,520	1,580	1,640	1,690	1,760	1,830	1,920	2,000
SRCA Veterans	n/a	n/a	n/a	n/a	1,192	1,182	1,183	1,174	1,151	1,140	1,140	1,140	1,140	1,140	1,130	1,130	1,130	1,130	1,140	1,150	1,150
<b>Total Veterans</b>	<b>1,045</b>	<b>1,064</b>	<b>1,073</b>	<b>1,063</b>	<b>2,248</b>	<b>2,282</b>	<b>2,388</b>	<b>2,488</b>	<b>2,729</b>	<b>2,700</b>	<b>2,700</b>	<b>2,720</b>	<b>2,750</b>	<b>2,780</b>	<b>2,820</b>	<b>2,850</b>	<b>2,870</b>	<b>2,910</b>	<b>2,950</b>	<b>3,010</b>	<b>3,060</b>
<b>Dependants :</b>																					
Service Pension Dependants	202	192	196	185	170	156	152	141	141	140	130	130	130	120	120	110	110	110	100	100	100
War Widow(er)s	157	148	141	131	130	128	127	128	121	120	120	120	110	110	110	110	110	110	110	100	100
Orphans	0	0	0	0	0	0	0	3	3	0	0	0	0	0	0	0	0	0	0	0	0
Adequate Means of Support (a)	1	1	1	1	1	1	1	1	1	0	0	0	0	0	0	0	0	0	0	0	0
Age Pension Partners	3	5	5	4	3	4	4	4	5	10	10	10	10	10	10	10	10	10	10	10	10
Commonwealth Seniors Health Cards Dependants	17	15	13	14	14	13	13	18	9	10	10	10	10	10	10	0	0	0	0	0	0
Defence Force Income Support Supplement Dependants	12	13	17	18	16	21	26	23	24	30	30	30	30	40	40	40	40	40	40	40	40
MRCA Dependants	n/a	n/a	n/a	n/a	2	1	1	0	0	0	0	0	0	0	0	0	0	0	0	0	0
Other Dependants	1	2	2	2	19	13	11	12	6	10	10	10	10	20	30	30	30	30	40	40	40
Total Overlap Between Dependant Categories	15	14	13	12	12	12	11	10	10	10	10	10	10	10	10	10	10	10	10	10	10
<b>Total Dependants</b>	<b>378</b>	<b>362</b>	<b>362</b>	<b>343</b>	<b>343</b>	<b>325</b>	<b>324</b>	<b>320</b>	<b>300</b>	<b>300</b>	<b>300</b>	<b>300</b>	<b>300</b>	<b>300</b>	<b>300</b>	<b>300</b>	<b>300</b>	<b>300</b>	<b>300</b>	<b>300</b>	<b>300</b>
<b>Total Veterans and Total Dependants Overlap</b>	<b>5</b>	<b>5</b>	<b>4</b>	<b>4</b>	<b>4</b>	<b>4</b>	<b>4</b>	<b>4</b>	<b>2</b>	<b>0</b>	<b>0</b>	<b>0</b>	<b>0</b>	<b>0</b>	<b>0</b>	<b>0</b>	<b>0</b>	<b>0</b>	<b>0</b>	<b>0</b>	<b>0</b>
<b>Nett Total Clients *</b>	<b>1,418</b>	<b>1,421</b>	<b>1,431</b>	<b>1,402</b>	<b>2,587</b>	<b>2,603</b>	<b>2,708</b>	<b>2,804</b>	<b>3,027</b>	<b>3,000</b>	<b>3,000</b>	<b>3,020</b>	<b>3,050</b>	<b>3,080</b>	<b>3,110</b>	<b>3,140</b>	<b>3,170</b>	<b>3,200</b>	<b>3,250</b>	<b>3,300</b>	<b>3,350</b>

\* - From June 2014 this report contains a more complete count of total DVA clients. The previous count; Net Total Beneficiaries; included all persons receiving a VEA pension/allowance or holding a treatment or pharmaceutical entitlement card. In contrast, the Nett Total Client count also includes any veteran with one or more service related disabilities accepted under the SRCA or the MRCA as well as dependent children of veterans currently receiving student payments under the VCES or MRCAETS.



Date of Most Recent Actual Data : 29 June 2018  
 Date When This Version is Current : 1 Aug 2018

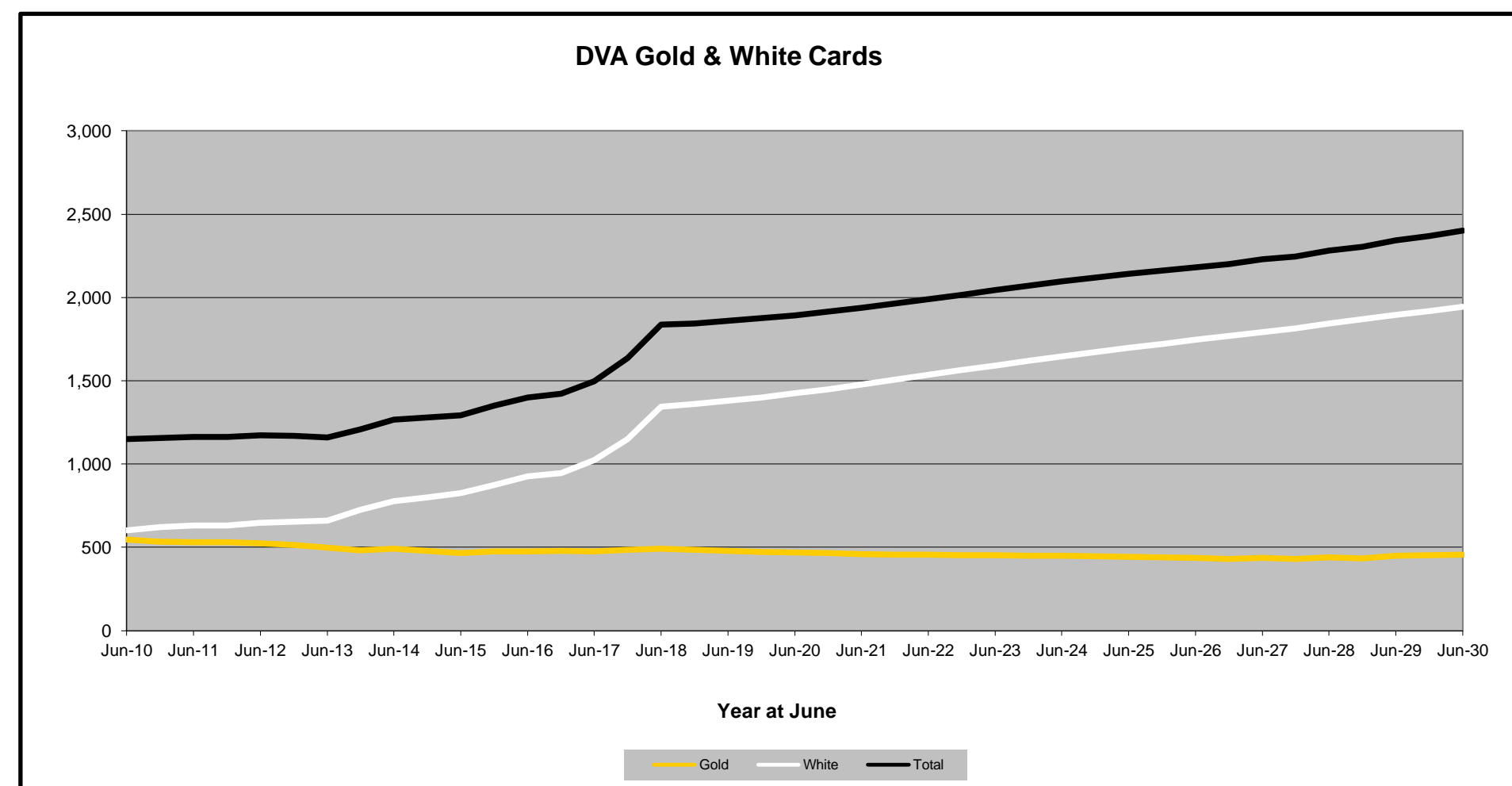
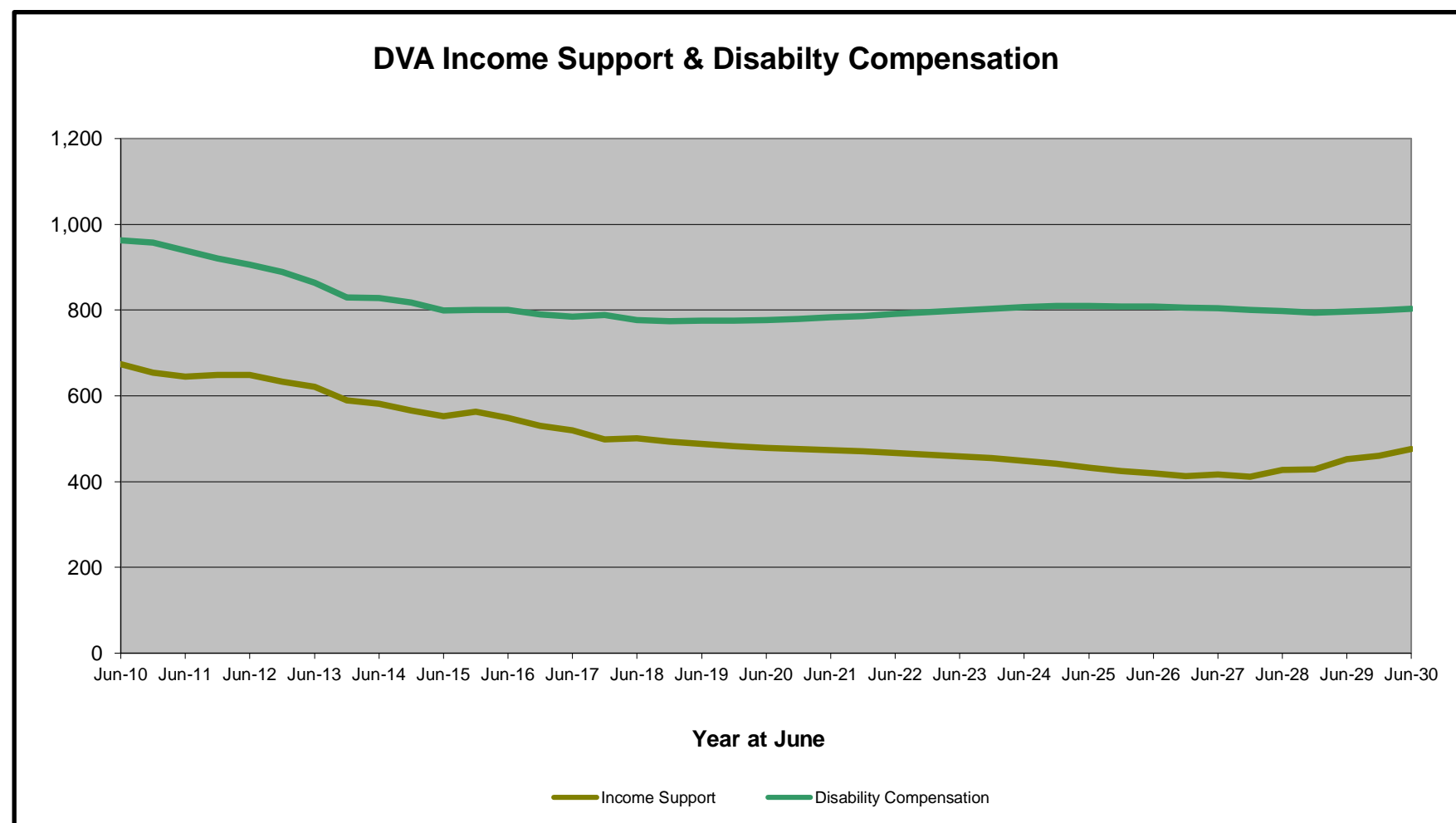
Continued next page

# DVA PROJECTED BENEFICIARY NUMBERS WITH ACTUALS TO 30 JUNE 2018 - NORTHERN TERRITORY

## Executive Summary of DVA Beneficiaries in Receipt of Pension(s), Allowance(s) or Health Care

BENEFICIARY CATEGORY (Subsets of Net Total Beneficiaries on Previous Page)	ACTUAL DATA										FORECAST DATA										
	June 2010	June 2011	June 2012	June 2013	June 2014	June 2015	June 2016	June 2017	June 2018	June 2019	June 2020	June 2021	June 2022	June 2023	June 2024	June 2025	June 2026	June 2027	June 2028	June 2029	June 2030
<b>Health Treatment Card Holders :</b>																					
Gold Cards	548	532	525	498	490	465	476	474	491	480	470	460	450	450	450	440	440	440	440	450	460
White Cards	602	632	648	661	777	826	925	1,023	1,346	1,380	1,420	1,480	1,540	1,590	1,650	1,700	1,750	1,790	1,840	1,890	1,940
<b>Total Health Treatment Cards</b>	<b>1,150</b>	<b>1,164</b>	<b>1,173</b>	<b>1,159</b>	<b>1,267</b>	<b>1,291</b>	<b>1,401</b>	<b>1,497</b>	<b>1,837</b>	<b>1,860</b>	<b>1,890</b>	<b>1,940</b>	<b>1,990</b>	<b>2,040</b>	<b>2,100</b>	<b>2,140</b>	<b>2,180</b>	<b>2,230</b>	<b>2,280</b>	<b>2,340</b>	<b>2,400</b>
Repatriation Pharmaceutical Benefits Cards (Orange Cards)	20	18	18	14	10	7	7	4	4	0	0	0	0	0	0	0	0	0	0	0	0
<b>Other Income Support Categories:</b>																					
Income Support Supplement	89	81	75	73	76	75	75	76	68	70	70	60	60	60	60	60	50	50	50	50	50
Age Pensioners	5	8	8	7	6	8	8	11	11	10	10	10	10	20	20	20	20	20	20	20	20
Commonwealth Seniors Health Cards	29	26	23	26	25	23	22	33	16	10	10	10	10	10	10	10	10	10	10	0	0
Defence Force Income Support Supplement (DFISA)	40	41	50	51	47	55	58	54	60	60	60	70	70	70	70	70	70	70	70	70	70
<b>Total Income Support Beneficiaries (a)</b>	<b>674</b>	<b>645</b>	<b>650</b>	<b>621</b>	<b>582</b>	<b>553</b>	<b>548</b>	<b>520</b>	<b>501</b>	<b>490</b>	<b>480</b>	<b>470</b>	<b>470</b>	<b>460</b>	<b>450</b>	<b>430</b>	<b>420</b>	<b>420</b>	<b>430</b>	<b>450</b>	<b>480</b>
<b>Total Disability Compensation Beneficiaries (b)</b>	<b>963</b>	<b>939</b>	<b>910</b>	<b>863</b>	<b>828</b>	<b>799</b>	<b>800</b>	<b>784</b>	<b>776</b>	<b>770</b>	<b>780</b>	<b>780</b>	<b>790</b>	<b>800</b>	<b>810</b>	<b>810</b>	<b>810</b>	<b>800</b>	<b>800</b>	<b>800</b>	<b>800</b>

(a) - Includes veteran service pensions, dependant service pensions, income support supplement, age pensions, commonwealth seniors health cards and DFISA recipients.  
 (b) - Includes disability, war widow, orphan and adequate means of support pensions.



Date of Most Recent Actual Data : 29 June 2018  
 Date When This Version is Current : 1 Aug 2018

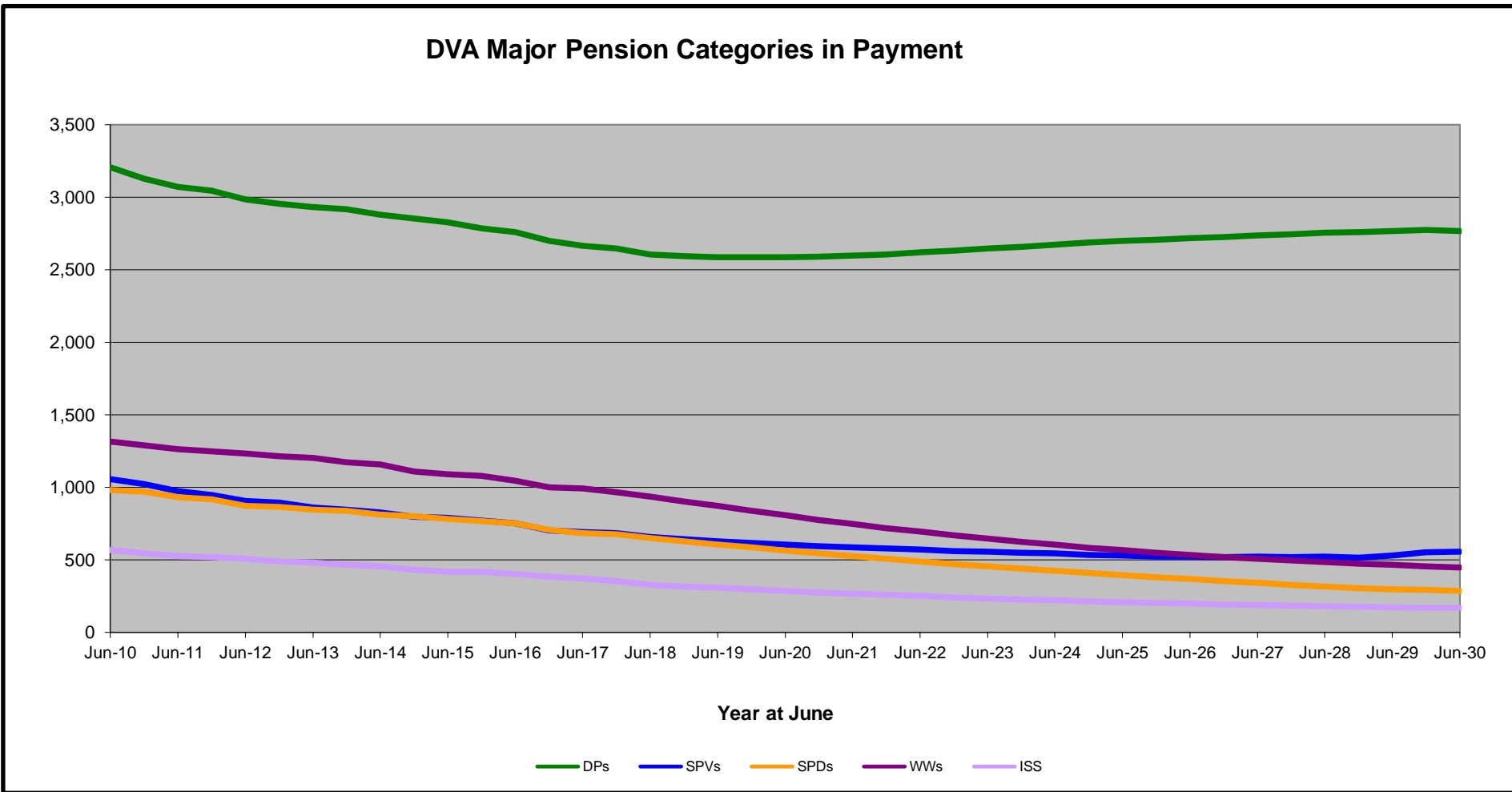
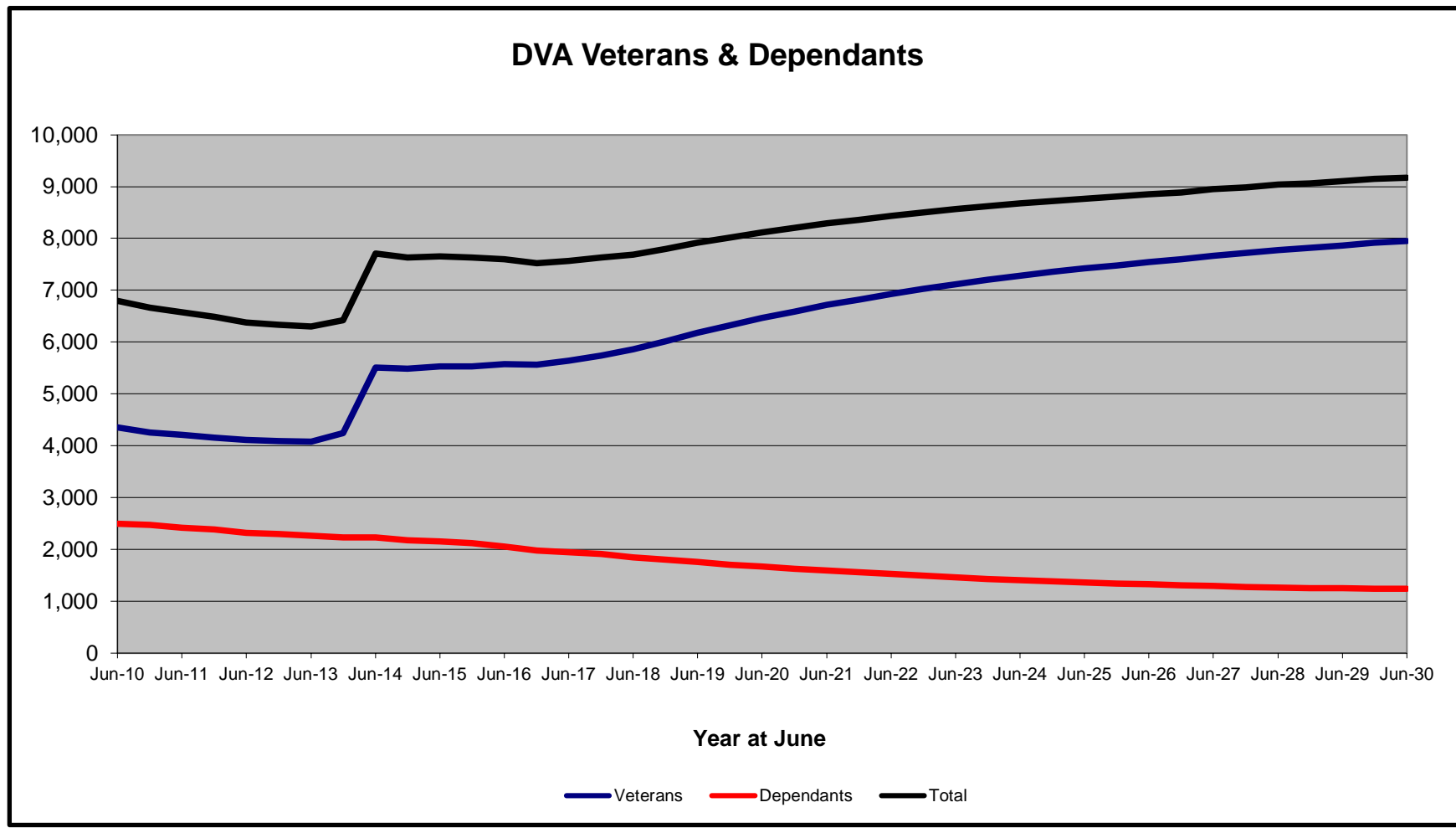


**DVA PROJECTED BENEFICIARY NUMBERS WITH ACTUALS TO 30 JUNE 2018 - AUSTRALIAN CAPITAL TERRITORY**

**Executive Summary of DVA Beneficiaries in Receipt of Pension(s), Allowance(s) or Health Care**

BENEFICIARY CATEGORY	ACTUAL DATA										FORECAST DATA										
	June 2010	June 2011	June 2012	June 2013	June 2014	June 2015	June 2016	June 2017	June 2018	June 2019	June 2020	June 2021	June 2022	June 2023	June 2024	June 2025	June 2026	June 2027	June 2028	June 2029	June 2030
<b>Veterans :</b>																					
Disability Pensioners in Payment	3,204	3,072	2,984	2,932	2,879	2,827	2,758	2,663	2,606	2,600	2,600	2,600	2,600	2,600	2,700	2,700	2,700	2,700	2,800	2,800	2,800
Age Pension Veterans (Included Above)	22	22	24	25	26	25	28	23	22	20	20	20	20	20	20	20	20	20	20	20	20
Service Pension Veterans	1,057	974	905	860	829	788	754	692	660	600	600	600	600	600	500	500	500	500	500	500	600
Disability Pensioner & Service Pension Veteran Overlap	707	656	617	580	565	547	533	489	470	450	420	410	390	370	360	340	330	320	310	310	320
Treatment Cards, Allowances or Accepted Disabilities Only	803	821	836	867	2,364	2,461	2,589	2,769	3,060	3,400	3,690	3,930	4,130	4,290	4,420	4,530	4,630	4,730	4,810	4,880	4,940
MRCA Veterans	n/a	n/a	n/a	n/a	714	824	953	1,126	1,319	1,590	1,840	2,070	2,290	2,500	2,690	2,860	3,020	3,170	3,320	3,460	3,600
SRCA Veterans	n/a	n/a	n/a	n/a	2,492	2,533	2,539	2,550	2,556	2,620	2,690	2,750	2,800	2,850	2,900	2,940	2,960	2,980	2,990	2,990	2,990
<b>Total Veterans</b>	<b>4,357</b>	<b>4,211</b>	<b>4,108</b>	<b>4,079</b>	<b>5,507</b>	<b>5,529</b>	<b>5,568</b>	<b>5,635</b>	<b>5,856</b>	<b>6,200</b>	<b>6,500</b>	<b>6,700</b>	<b>6,900</b>	<b>7,100</b>	<b>7,300</b>	<b>7,400</b>	<b>7,500</b>	<b>7,700</b>	<b>7,800</b>	<b>7,900</b>	<b>7,900</b>
<b>Dependants :</b>																					
Service Pension Dependants	981	934	873	846	812	784	754	683	652	610	560	530	490	460	420	390	370	340	320	300	280
War Widow(er)s	1,314	1,265	1,233	1,203	1,158	1,089	1,044	994	936	900	800	700	700	600	600	600	500	500	500	500	400
Orphans	6	8	8	7	7	3	4	3	4	0	10	10	10	10	10	10	10	10	10	10	10
Adequate Means of Support (a)	6	6	6	6	6	6	5	4	4	0	0	0	0	0	0	0	0	0	0	0	0
Age Pension Partners	14	13	14	15	17	18	19	20	21	0	0	0	0	0	0	0	0	0	0	0	0
Commonwealth Seniors Health Cards Dependants	116	126	122	124	104	97	87	105	85	100	100	100	100	100	100	0	0	0	0	0	0
Defence Force Income Support Supplement Dependants	113	117	116	121	115	135	127	119	117	120	130	140	140	150	160	170	180	190	190	200	210
MRCA Dependants	n/a	n/a	n/a	n/a	8	9	10	14	18	20	20	20	20	20	20	20	20	20	20	10	10
Other Dependants	11	20	21	15	59	60	53	49	57	100	100	100	100	100	100	200	200	200	200	200	200
Total Overlap Between Dependant Categories	68	70	72	72	59	53	54	48	47	40	40	30	30	30	30	30	30	20	20	20	20
<b>Total Dependants</b>	<b>2,493</b>	<b>2,419</b>	<b>2,321</b>	<b>2,265</b>	<b>2,227</b>	<b>2,148</b>	<b>2,049</b>	<b>1,943</b>	<b>1,847</b>	<b>1,800</b>	<b>1,700</b>	<b>1,600</b>	<b>1,500</b>	<b>1,500</b>	<b>1,400</b>	<b>1,400</b>	<b>1,300</b>	<b>1,300</b>	<b>1,300</b>	<b>1,200</b>	<b>1,200</b>
<b>Total Veterans and Total Dependants Overlap</b>	<b>60</b>	<b>51</b>	<b>48</b>	<b>47</b>	<b>23</b>	<b>19</b>	<b>15</b>	<b>16</b>	<b>16</b>	<b>10</b>	<b>10</b>	<b>10</b>	<b>10</b>	<b>10</b>	<b>10</b>	<b>10</b>	<b>10</b>	<b>10</b>	<b>10</b>	<b>10</b>	<b>10</b>
<b>Nett Total Clients *</b>	<b>6,790</b>	<b>6,579</b>	<b>6,381</b>	<b>6,297</b>	<b>7,711</b>	<b>7,658</b>	<b>7,602</b>	<b>7,562</b>	<b>7,687</b>	<b>7,900</b>	<b>8,100</b>	<b>8,300</b>	<b>8,400</b>	<b>8,600</b>	<b>8,700</b>	<b>8,800</b>	<b>8,900</b>	<b>8,900</b>	<b>9,000</b>	<b>9,100</b>	<b>9,200</b>

\* - From June 2014 this report contains a more complete count of total DVA clients. The previous count; Net Total Beneficiaries; included all persons receiving a VEA pension/allowance or holding a treatment or pharmaceutical entitlement card. In contrast, the Nett Total Client count also includes any veteran with one or more service related disabilities accepted under the SRCA or the MRCA as well as dependent children of veterans currently receiving student payments under the VCES or MRCAETS.



Date of Most Recent Actual Data : 29 June 2018  
Date When This Version is Current : 1 Aug 2018

Continued next page

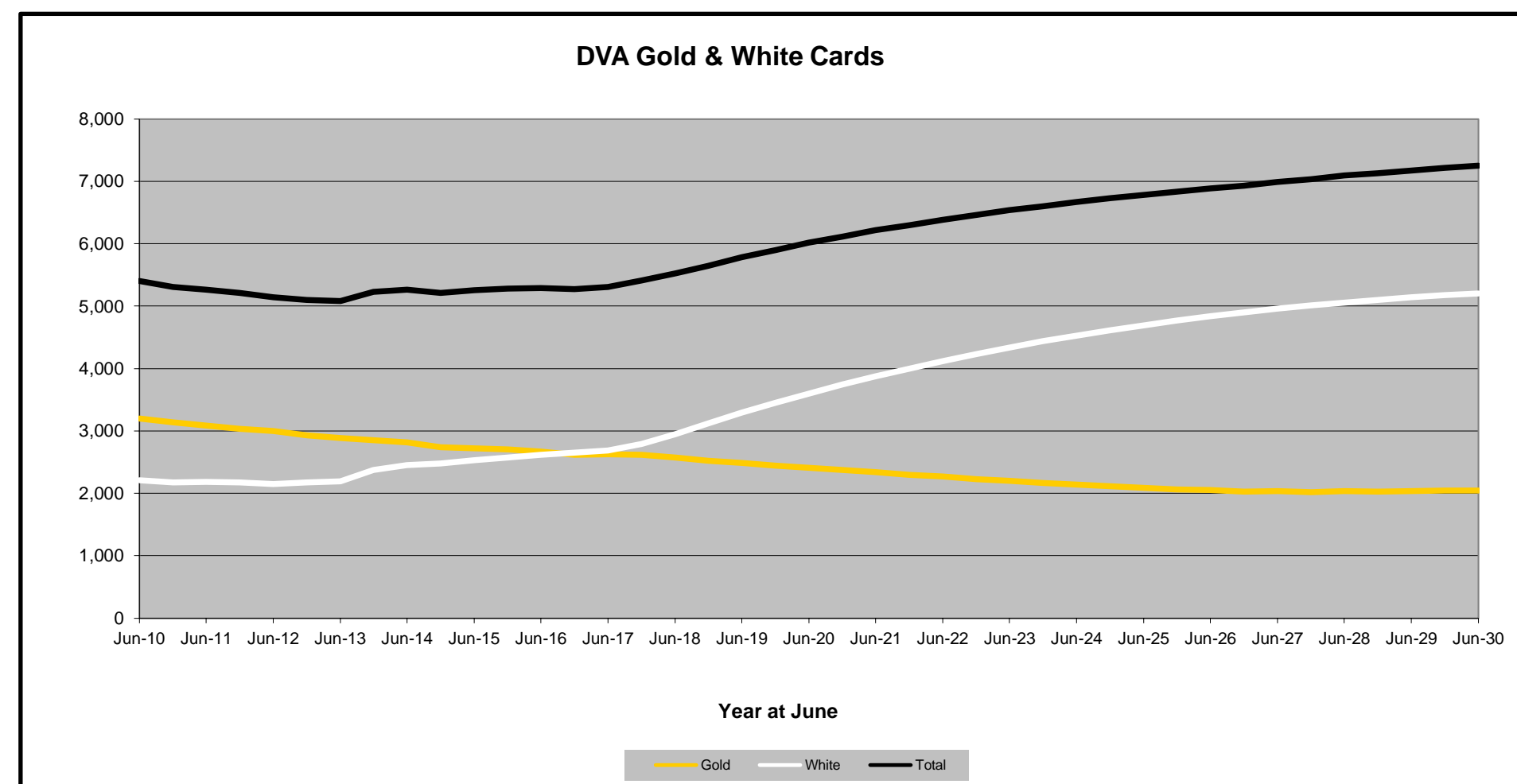
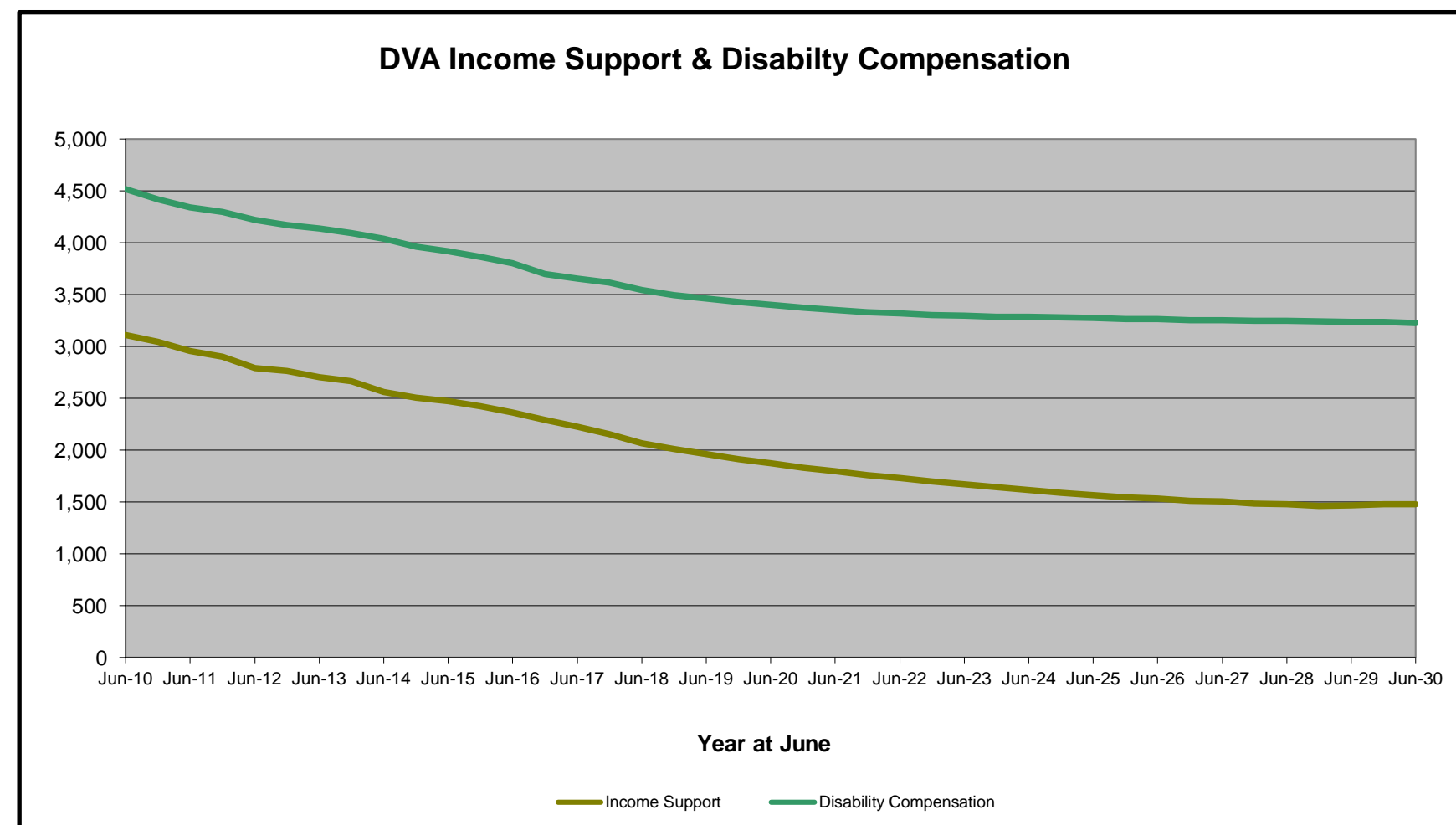
# DVA PROJECTED BENEFICIARY NUMBERS WITH ACTUALS TO 30 JUNE 2018 - AUSTRALIAN CAPITAL TERRITORY

## Executive Summary of DVA Beneficiaries in Receipt of Pension(s), Allowance(s) or Health Care

BENEFICIARY CATEGORY (Subsets of Net Total Beneficiaries on Previous Page)	ACTUAL DATA										FORECAST DATA										
	June 2010	June 2011	June 2012	June 2013	June 2014	June 2015	June 2016	June 2017	June 2018	June 2019	June 2020	June 2021	June 2022	June 2023	June 2024	June 2025	June 2026	June 2027	June 2028	June 2029	June 2030
<b>Health Treatment Card Holders :</b>																					
Gold Cards	3,195	3,085	2,996	2,889	2,819	2,721	2,673	2,623	2,574	2,500	2,400	2,300	2,300	2,200	2,100	2,100	2,100	2,000	2,000	2,000	2,000
White Cards	2,209	2,180	2,149	2,197	2,449	2,532	2,621	2,683	2,948	3,300	3,600	3,900	4,100	4,300	4,500	4,700	4,800	5,000	5,100	5,100	5,200
<b>Total Health Treatment Cards</b>	<b>5,404</b>	<b>5,265</b>	<b>5,145</b>	<b>5,086</b>	<b>5,268</b>	<b>5,253</b>	<b>5,294</b>	<b>5,306</b>	<b>5,522</b>	<b>5,800</b>	<b>6,000</b>	<b>6,200</b>	<b>6,400</b>	<b>6,500</b>	<b>6,700</b>	<b>6,800</b>	<b>6,900</b>	<b>7,000</b>	<b>7,100</b>	<b>7,200</b>	<b>7,200</b>
Repatriation Pharmaceutical Benefits Cards (Orange Cards)	148	120	106	94	78	64	50	34	27	0	0	0	0	0	0	0	0	0	0	0	0
<b>Other Income Support Categories:</b>																					
Income Support Supplement	568	525	507	481	456	419	402	373	328	310	290	270	250	240	220	210	200	190	180	180	170
Age Pensioners	36	35	38	40	43	43	47	43	43	40	40	40	40	40	40	40	40	40	40	40	40
Commonwealth Seniors Health Cards	247	266	247	246	201	184	166	210	160	100	100	100	100	100	100	100	100	100	100	100	100
Defence Force Income Support Supplement (DFISA)	254	255	255	266	258	287	282	258	255	300	300	300	300	300	300	300	300	400	400	400	400
<b>Total Income Support Beneficiaries (a)</b>	<b>3,112</b>	<b>2,958</b>	<b>2,791</b>	<b>2,703</b>	<b>2,563</b>	<b>2,471</b>	<b>2,363</b>	<b>2,227</b>	<b>2,066</b>	<b>2,000</b>	<b>1,900</b>	<b>1,800</b>	<b>1,700</b>	<b>1,700</b>	<b>1,600</b>	<b>1,600</b>	<b>1,500</b>	<b>1,500</b>	<b>1,500</b>	<b>1,500</b>	<b>1,500</b>
<b>Total Disability Compensation Beneficiaries (b)</b>	<b>4,515</b>	<b>4,340</b>	<b>4,221</b>	<b>4,137</b>	<b>4,039</b>	<b>3,916</b>	<b>3,803</b>	<b>3,656</b>	<b>3,543</b>	<b>3,500</b>	<b>3,400</b>	<b>3,400</b>	<b>3,300</b>	<b>3,300</b>	<b>3,300</b>	<b>3,300</b>	<b>3,300</b>	<b>3,300</b>	<b>3,200</b>	<b>3,200</b>	<b>3,200</b>

(a) - Includes veteran service pensions, dependant service pensions, income support supplement, age pensions, commonwealth seniors health cards and DFISA recipients.

(b) - Includes disability, war widow, orphan and adequate means of support pensions.



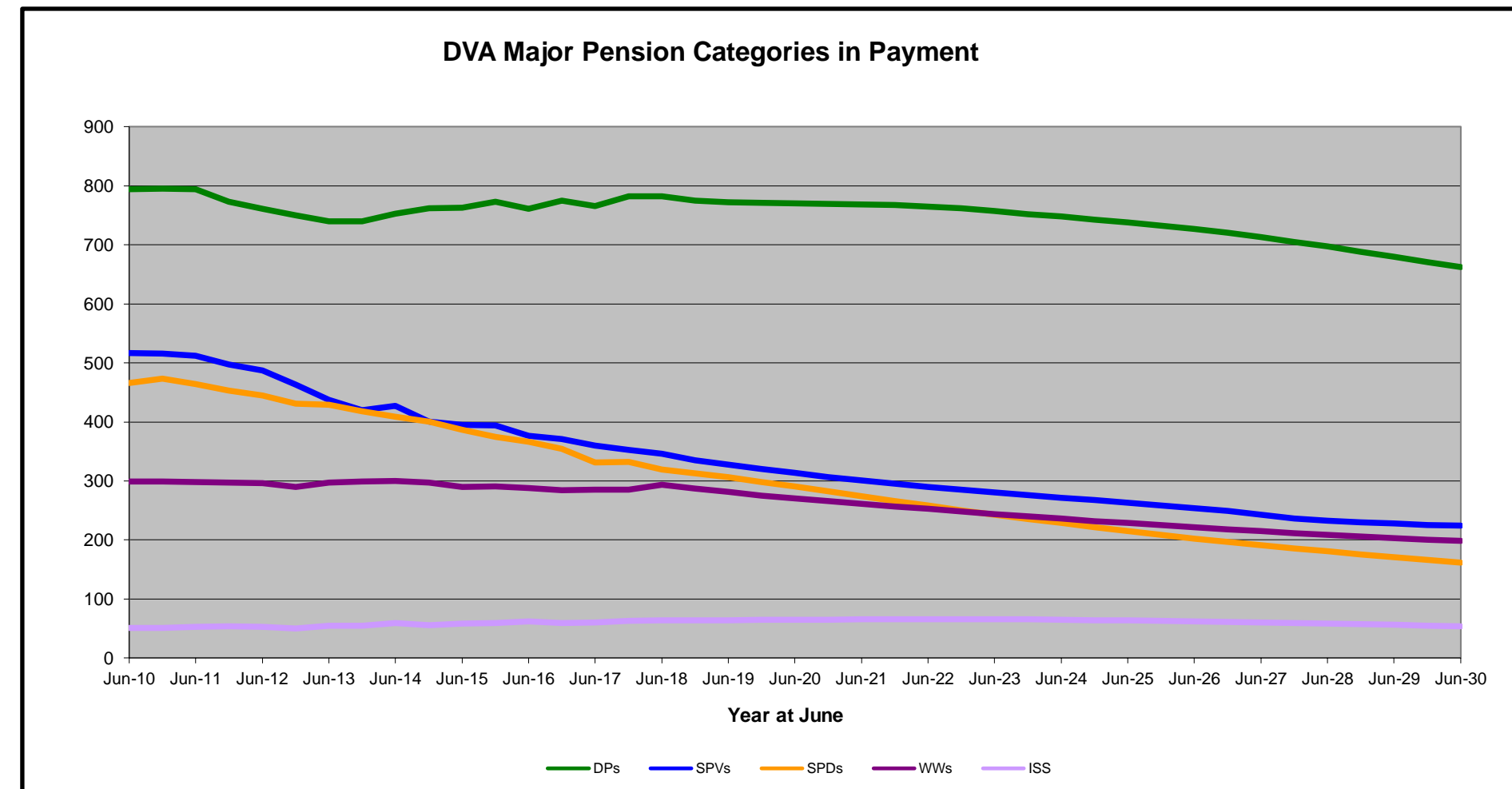
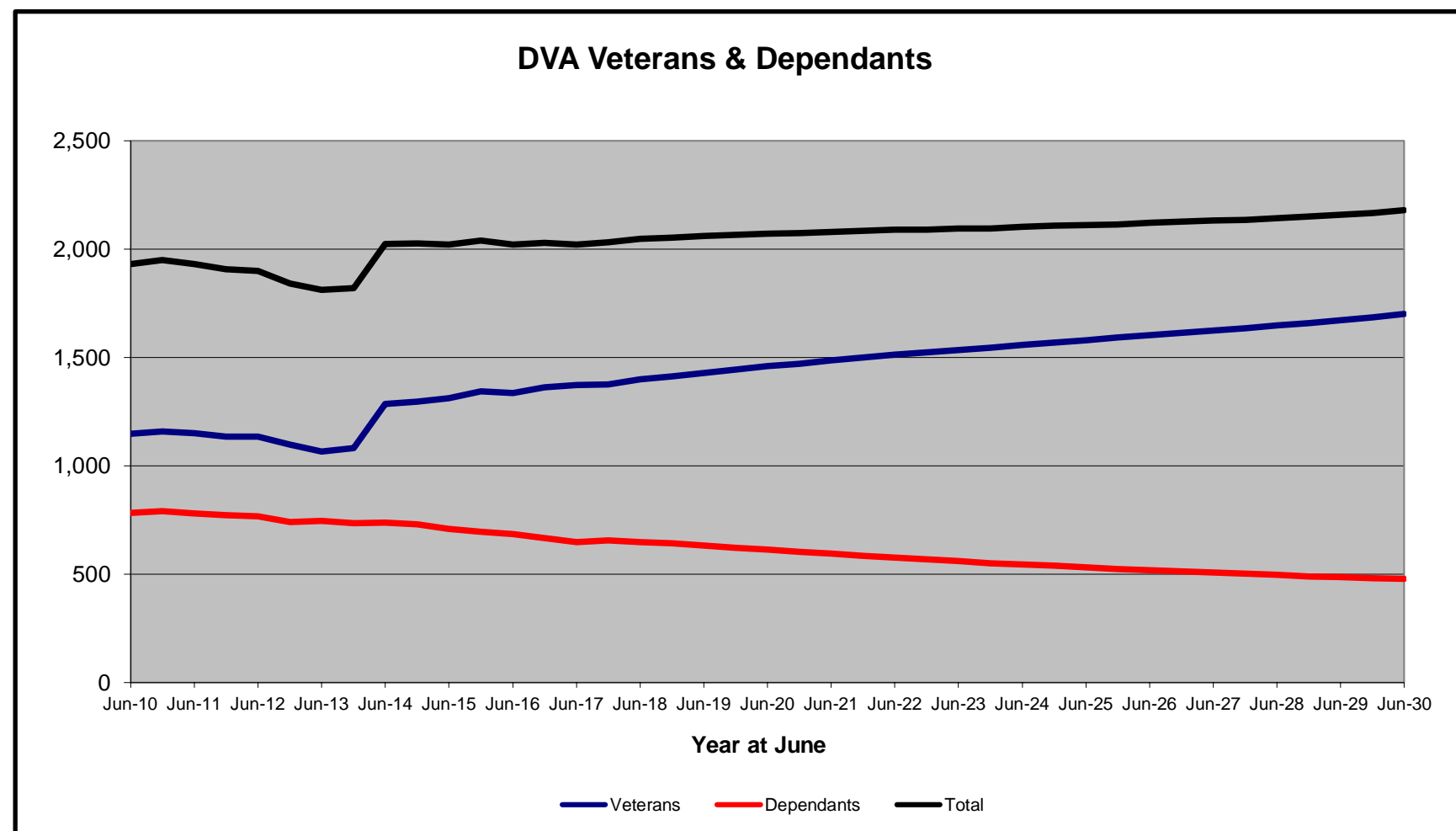
Date of Most Recent Actual Data : 29 June 2018  
Date When This Version is Current : 1 Aug 2018

# DVA PROJECTED BENEFICIARY NUMBERS WITH ACTUALS TO 30 JUNE 2018 - OVERSEAS CLIENTS

## Executive Summary of DVA Beneficiaries in Receipt of Pension(s), Allowance(s) or Health Care

BENEFICIARY CATEGORY	ACTUAL DATA										FORECAST DATA										
	June 2010	June 2011	June 2012	June 2013	June 2014	June 2015	June 2016	June 2017	June 2018	June 2019	June 2020	June 2021	June 2022	June 2023	June 2024	June 2025	June 2026	June 2027	June 2028	June 2029	June 2030
<b>Veterans :</b>																					
Disability Pensioners in Payment	794	794	761	740	753	763	761	766	782	770	770	770	770	760	750	740	730	710	700	680	660
Age Pension Veterans (Included Above)	2	3	4	5	4	3	5	8	8	10	10	10	10	10	10	10	10	10	10	10	10
Service Pension Veterans	517	512	487	437	427	395	377	360	346	330	310	300	290	280	270	260	250	240	230	230	220
Disability Pensioner & Service Pension Veteran Overlap	185	204	196	192	188	181	177	178	186	180	180	170	170	170	160	160	160	150	140	130	120
Treatment Cards, Allowances or Accepted Disabilities Only	23	49	82	81	291	335	375	426	458	510	550	590	630	670	700	740	780	820	860	900	930
MRCA Veterans	n/a	n/a	n/a	n/a	93	134	167	208	243	270	310	340	370	400	430	470	500	530	570	610	660
SRCA Veterans	n/a	n/a	n/a	n/a	403	437	450	475	504	520	540	550	570	580	590	590	600	610	620	630	640
<b>Total Veterans</b>	<b>1,149</b>	<b>1,151</b>	<b>1,134</b>	<b>1,066</b>	<b>1,285</b>	<b>1,312</b>	<b>1,336</b>	<b>1,374</b>	<b>1,400</b>	<b>1,430</b>	<b>1,460</b>	<b>1,490</b>	<b>1,510</b>	<b>1,540</b>	<b>1,560</b>	<b>1,580</b>	<b>1,600</b>	<b>1,620</b>	<b>1,650</b>	<b>1,670</b>	<b>1,700</b>
<b>Dependants :</b>																					
Service Pension Dependants	466	464	445	429	409	387	366	331	319	310	290	270	260	240	230	220	200	190	180	170	160
War Widow(er)s	299	298	296	297	300	290	288	285	294	280	270	260	250	240	240	230	220	210	210	200	200
Orphans	9	10	10	9	11	10	9	11	11	10	10	10	10	10	10	10	10	10	0	0	0
Adequate Means of Support (a)	1	1	1	1	1	1	1	1	1	0	0	0	0	0	0	0	0	0	0	0	0
Age Pension Partners	1	1	1	1	1	1	3	3	1	0	0	0	10	10	10	10	10	10	10	10	10
Commonwealth Seniors Health Cards Dependants	1	1	1	1	1	1	1	1	1	0	0	0	0	0	0	0	0	0	0	0	0
Defence Force Income Support Supplement Dependants	6	7	7	4	3	3	4	6	7	20	30	30	40	40	50	60	60	70	70	80	80
MRCA Dependants	n/a	n/a	n/a	n/a	2	2	2	1	1	0	0	0	0	0	0	0	0	0	0	0	0
Other Dependants	2	1	7	6	12	16	16	13	15	10	10	20	20	20	20	20	20	30	30	30	30
Total Overlap Between Dependant Categories	2	2	2	2	2	2	4	4	2	0	0	10	10	10	10	10	10	10	10	10	10
<b>Total Dependants</b>	<b>783</b>	<b>781</b>	<b>766</b>	<b>746</b>	<b>738</b>	<b>709</b>	<b>686</b>	<b>648</b>	<b>648</b>	<b>630</b>	<b>610</b>	<b>600</b>	<b>580</b>	<b>560</b>	<b>550</b>	<b>530</b>	<b>520</b>	<b>510</b>	<b>500</b>	<b>490</b>	<b>480</b>
<b>Total Veterans and Total Dependants Overlap</b>	<b>0</b>	<b>1</b>	<b>0</b>	<b>0</b>	<b>0</b>	<b>0</b>	<b>1</b>	<b>0</b>	<b>0</b>	<b>0</b>	<b>0</b>	<b>0</b>	<b>0</b>	<b>0</b>	<b>0</b>	<b>0</b>	<b>0</b>	<b>0</b>	<b>0</b>	<b>0</b>	<b>0</b>
<b>Nett Total Clients *</b>	<b>1,932</b>	<b>1,931</b>	<b>1,900</b>	<b>1,812</b>	<b>2,023</b>	<b>2,021</b>	<b>2,021</b>	<b>2,022</b>	<b>2,048</b>	<b>2,060</b>	<b>2,070</b>	<b>2,080</b>	<b>2,090</b>	<b>2,090</b>	<b>2,100</b>	<b>2,110</b>	<b>2,120</b>	<b>2,130</b>	<b>2,140</b>	<b>2,160</b>	<b>2,180</b>

\* - From June 2014 this report contains a more complete count of total DVA clients. The previous count; Net Total Beneficiaries; included all persons receiving a VEA pension/allowance or holding a treatment or pharmaceutical entitlement card. In contrast, the Nett Total Client count also includes any veteran with one or more service related disabilities accepted under the SRCA or the MRCA as well as dependent children of veterans currently receiving student payments under the VCES or MRCAETS.



Date of Most Recent Actual Data : 29 June 2018  
Date When This Version is Current : 1 Aug 2018

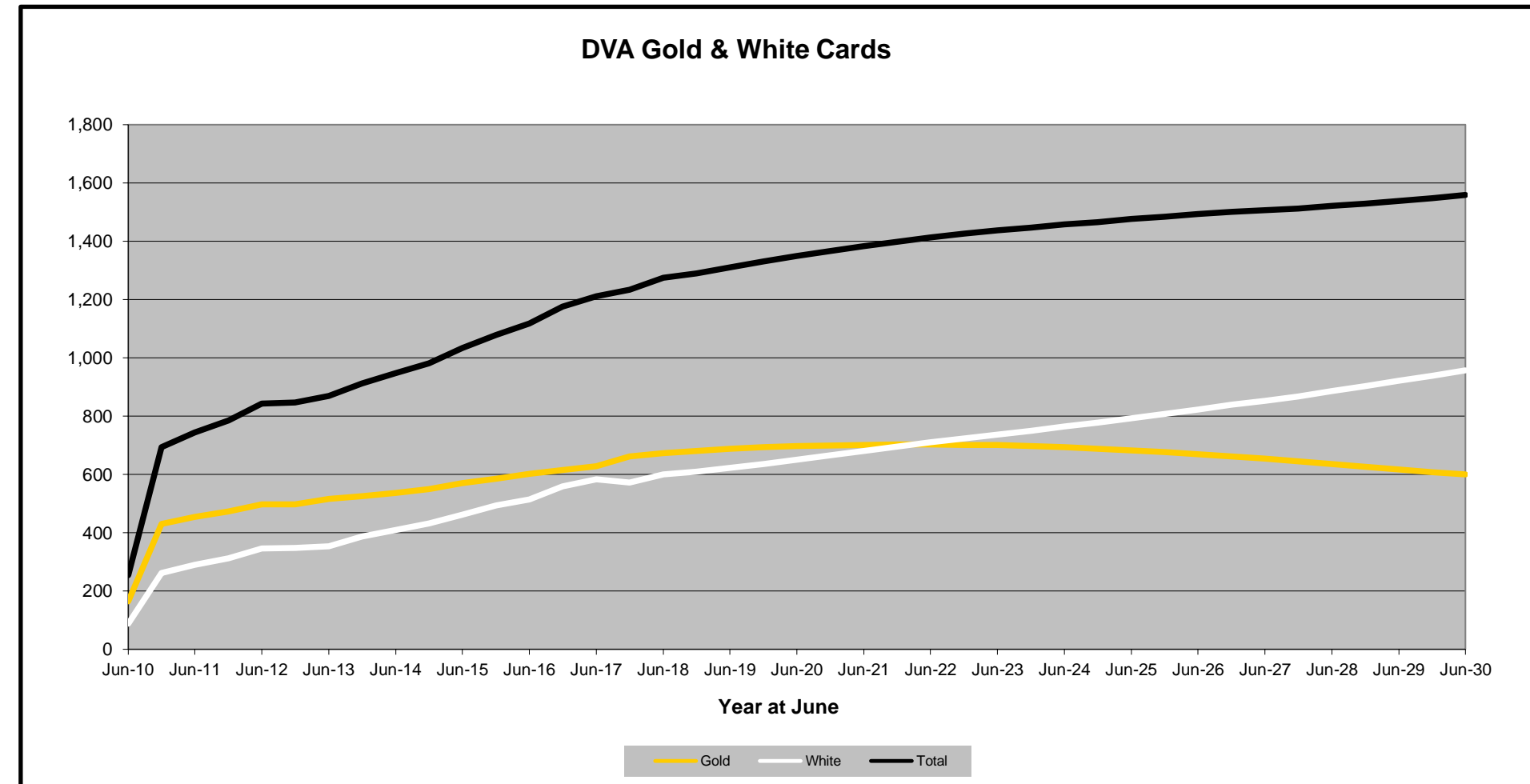
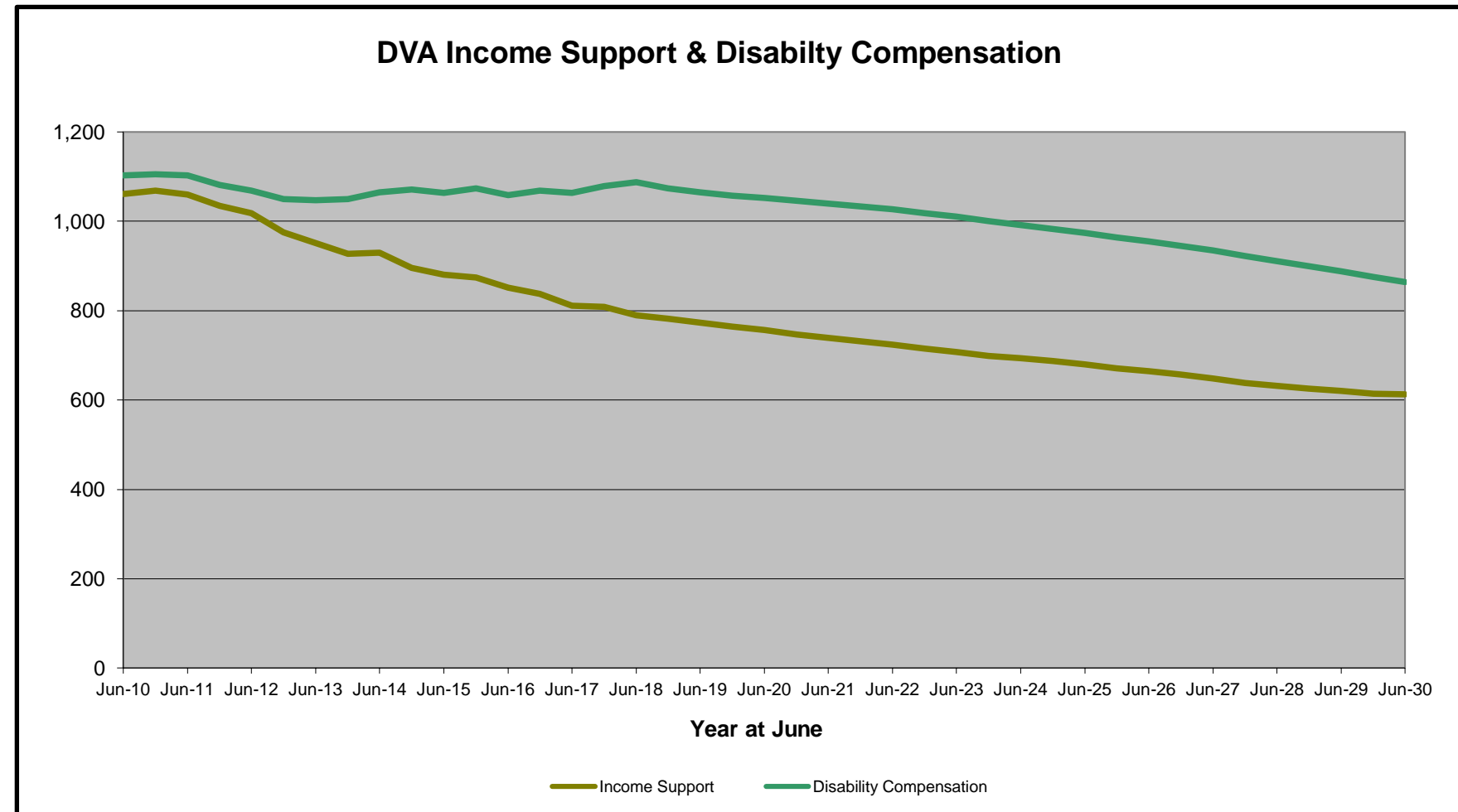
Continued next page

# DVA PROJECTED BENEFICIARY NUMBERS WITH ACTUALS TO 30 JUNE 2018 - OVERSEAS CLIENTS

## Executive Summary of DVA Beneficiaries in Receipt of Pension(s), Allowance(s) or Health Care

BENEFICIARY CATEGORY (Subsets of Net Total Beneficiaries on Previous Page)	ACTUAL DATA										FORECAST DATA										
	June 2010	June 2011	June 2012	June 2013	June 2014	June 2015	June 2016	June 2017	June 2018	June 2019	June 2020	June 2021	June 2022	June 2023	June 2024	June 2025	June 2026	June 2027	June 2028	June 2029	June 2030
<b>Health Treatment Card Holders :</b>																					
Gold Cards	165	455	497	516	537	571	603	628	674	690	700	700	700	700	690	680	670	650	640	620	600
White Cards	89	290	347	353	410	463	514	583	600	620	650	680	710	740	760	790	820	850	890	920	960
<b>Total Health Treatment Cards</b>	<b>254</b>	<b>745</b>	<b>844</b>	<b>869</b>	<b>947</b>	<b>1,034</b>	<b>1,117</b>	<b>1,211</b>	<b>1,274</b>	<b>1,310</b>	<b>1,350</b>	<b>1,380</b>	<b>1,410</b>	<b>1,440</b>	<b>1,460</b>	<b>1,480</b>	<b>1,490</b>	<b>1,510</b>	<b>1,520</b>	<b>1,540</b>	<b>1,560</b>
Repatriation Pharmaceutical Benefits Cards (Orange Cards)	16	50	51	42	45	37	33	28	22	20	10	10	10	10	10	0	0	0	0	0	0
<b>Other Income Support Categories:</b>																					
Income Support Supplement	51	53	53	55	59	58	62	60	64	60	70	70	70	70	70	60	60	60	60	60	50
Age Pensioners	3	4	5	6	5	4	8	11	9	10	10	10	10	10	10	10	10	20	20	20	20
Commonwealth Seniors Health Cards	1	1	1	1	1	1	2	1	1	0	0	0	0	0	0	0	0	0	0	0	0
Defence Force Income Support Supplement (DFISA)	26	30	32	29	34	40	44	58	59	70	80	100	110	120	130	140	140	150	160	160	170
<b>Total Income Support Beneficiaries (a)</b>	<b>1,061</b>	<b>1,060</b>	<b>1,020</b>	<b>951</b>	<b>930</b>	<b>881</b>	<b>851</b>	<b>811</b>	<b>790</b>	<b>770</b>	<b>760</b>	<b>740</b>	<b>720</b>	<b>710</b>	<b>690</b>	<b>680</b>	<b>660</b>	<b>650</b>	<b>630</b>	<b>620</b>	<b>610</b>
<b>Total Disability Compensation Beneficiaries (b)</b>	<b>1,103</b>	<b>1,103</b>	<b>1,070</b>	<b>1,047</b>	<b>1,065</b>	<b>1,064</b>	<b>1,059</b>	<b>1,063</b>	<b>1,088</b>	<b>1,060</b>	<b>1,050</b>	<b>1,040</b>	<b>1,030</b>	<b>1,010</b>	<b>990</b>	<b>970</b>	<b>960</b>	<b>930</b>	<b>910</b>	<b>890</b>	<b>860</b>

(a) - Includes veteran service pensions, dependant service pensions, income support supplement, age pensions, commonwealth seniors health cards and DFISA recipients.  
 (b) - Includes disability, war widow, orphan and adequate means of support pensions.



Date of Most Recent Actual Data : 29 June 2018  
 Date When This Version is Current : 1 Aug 2018