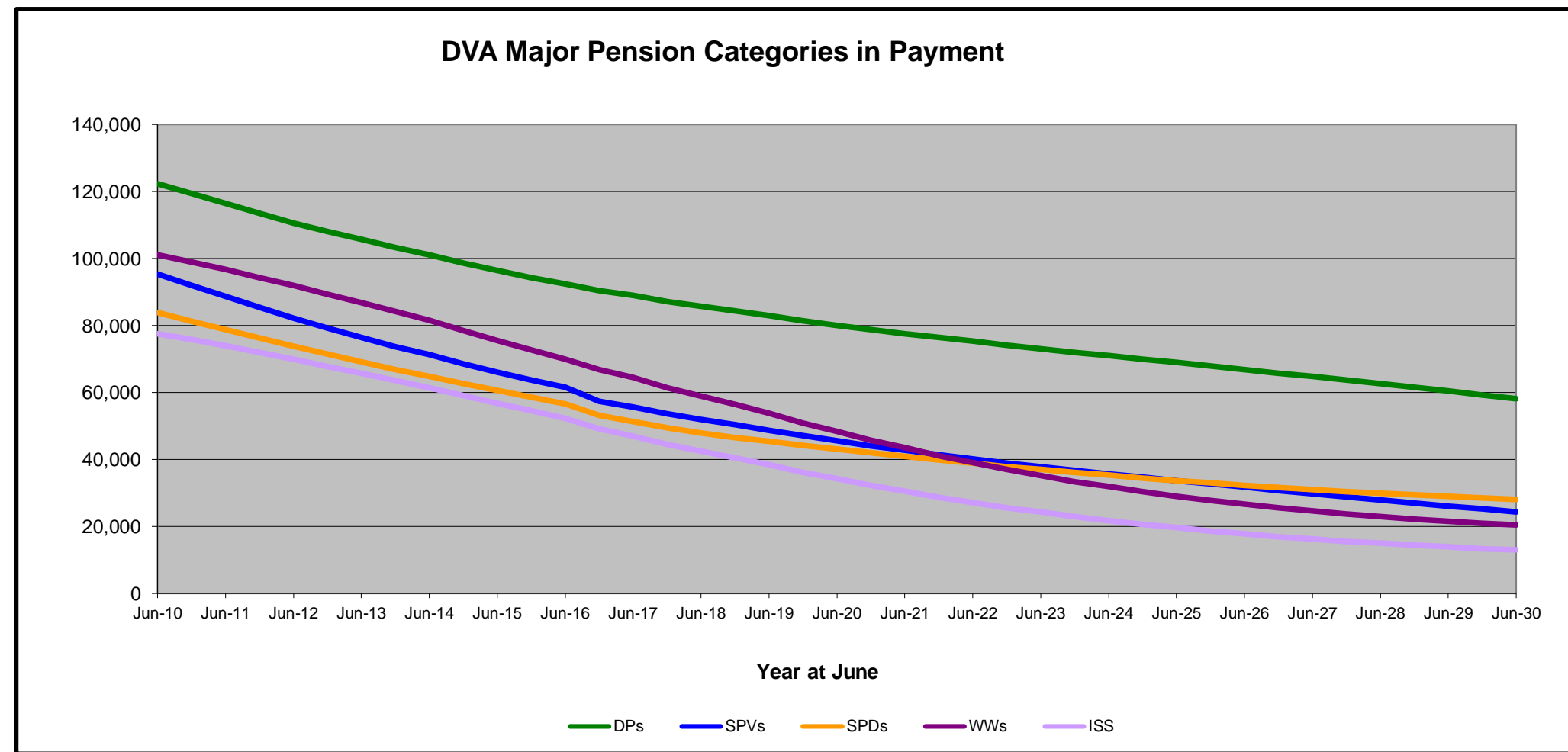
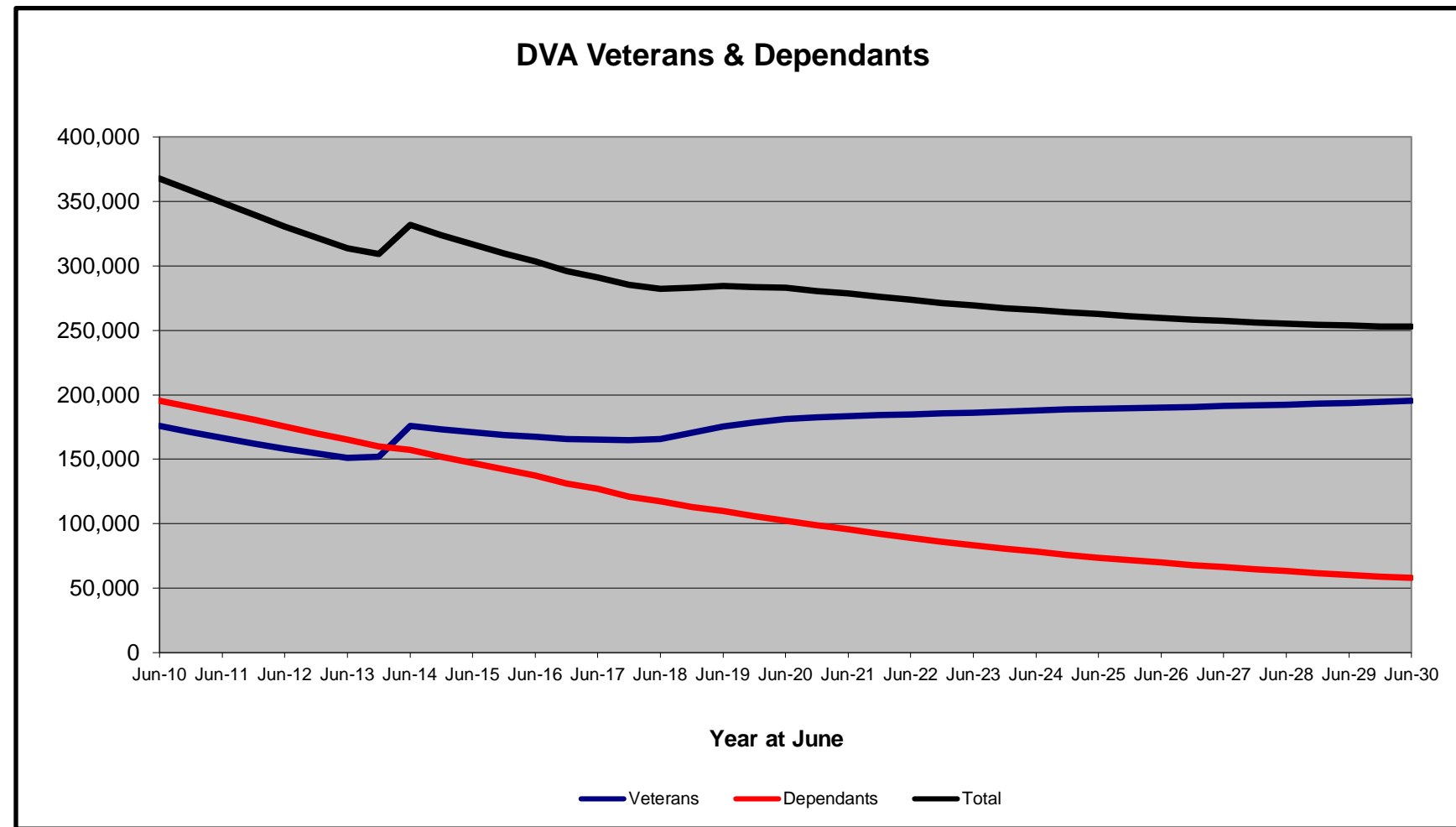


DVA PROJECTED BENEFICIARY NUMBERS WITH ACTUALS TO 31 DECEMBER 2018 - AUSTRALIA

Executive Summary of DVA Beneficiaries in Receipt of Pension(s), Allowance(s) or Health Care

BENEFICIARY CATEGORY	ACTUAL DATA											FORECAST DATA											
	June 2010	June 2011	June 2012	June 2013	June 2014	June 2015	June 2016	June 2017	June 2018	Dec 2018	June 2019	June 2020	June 2021	June 2022	June 2023	June 2024	June 2025	June 2026	June 2027	June 2028	June 2029	June 2030	
Veterans :																							
Disability Pensioners in Payment	122,355	116,498	110,644	105,705	101,059	96,493	92,374	88,974	85,811	84,385	82,900	80,100	77,600	75,300	73,100	71,000	68,900	66,900	64,800	62,600	60,400	58,200	
Age Pension Veterans (Included Above)	3,006	2,771	2,562	2,405	2,244	2,151	2,097	2,026	1,940	1,991	2,000	1,900	1,900	1,900	2,000	2,000	2,100	2,100	2,200	2,200	2,200	2,200	
Service Pension Veterans	95,363	88,652	82,229	76,523	71,266	66,016	61,504	55,641	52,011	50,427	48,800	45,600	42,700	40,200	37,900	35,700	33,700	31,700	29,800	28,000	26,100	24,300	
Disability Pensioner & Service Pension Veteran Overlap	62,077	58,300	54,638	51,371	48,307	45,206	42,542	38,738	36,604	35,586	34,500	32,400	30,500	28,700	27,100	25,500	24,000	22,500	21,000	19,500	18,000	16,500	
Treatment Cards, Allowances or Accepted Disabilities Only	20,353	19,803	19,974	20,383	51,867	53,713	55,968	59,194	64,606	71,390	78,200	87,800	93,700	98,100	102,400	106,700	110,600	114,100	117,700	121,300	125,200	129,300	
MRCA Veterans	n/a	n/a	n/a	n/a	16,732	19,561	22,337	25,596	29,612	32,597	35,300	40,600	45,100	49,100	52,900	56,600	60,300	63,700	67,200	70,600	74,200	77,900	
SRCA Veterans	n/a	n/a	n/a	n/a	50,223	50,757	51,388	52,019	52,588	53,289	53,600	54,100	54,400	54,600	54,700	54,700	54,600	54,500	54,200	54,000	53,700	53,400	
Total Veterans	175,994	166,653	158,209	151,240	175,934	171,016	167,304	165,071	165,824	170,616	175,400	181,100	183,600	184,900	186,300	187,900	189,200	190,100	191,300	192,400	193,800	195,300	
Dependants :																							
Service Pension Dependants	83,879	78,716	73,827	69,174	64,902	60,631	56,670	51,329	47,928	46,530	45,400	43,200	41,000	38,900	37,000	35,300	33,700	32,300	31,100	30,000	29,000	28,100	
War Widow(er)s	101,090	96,761	91,925	86,865	81,531	75,536	69,960	64,500	59,001	56,468	53,800	48,400	43,500	39,100	35,200	31,900	29,100	26,700	24,700	23,000	21,600	20,500	
Orphans	190	187	179	171	177	173	150	157	155	155	160	150	150	150	140	130	120	110	100	90	70	60	
Adequate Means of Support (a)	449	431	419	408	398	382	367	355	331	326	320	320	320	310	310	300	300	290	280	280	270	260	
Age Pension Partners	2,161	2,008	1,850	1,716	1,545	1,470	1,408	1,324	1,257	1,258	1,200	1,100	1,000	900	900	800	800	700	700	700	600	600	
Commonwealth Seniors Health Cards Dependants	4,153	4,100	3,849	3,694	3,214	3,055	2,835	4,449	2,660	2,687	2,600	2,300	2,100	1,900	1,800	1,700	1,600	1,600	1,500	1,500	1,400	1,400	
Defence Force Income Support Supplement Dependants	7,282	6,974	6,567	6,228	5,879	5,811	5,711	5,460	5,404	5,458	5,400	5,300	5,100	4,900	4,600	4,400	4,100	3,900	3,700	3,400	3,200	2,900	
MRCA Dependants	n/a	n/a	n/a	n/a	158	177	188	219	252	282	300	300	300	300	300	300	300	300	300	300	300	200	
Other Dependants	411	425	530	590	2,607	2,513	2,526	2,477	2,671	2,239	2,600	3,200	3,800	4,200	4,500	4,700	4,900	5,000	5,000	5,000	4,900	4,700	
Total Overlap Between Dependant Categories	4,230	4,036	3,766	3,513	3,028	2,827	2,659	3,050	2,301	2,288	2,100	1,900	1,600	1,500	1,300	1,200	1,200	1,100	1,000	1,000	900	900	
Total Dependants	195,385	185,566	175,380	165,333	157,383	146,921	137,156	127,220	117,358	113,115	109,700	102,500	95,600	89,200	83,500	78,300	73,700	69,800	66,300	63,200	60,400	57,800	
Total Veterans and Total Dependants Overlap	3,564	3,290	2,968	2,693	1,590	1,366	1,172	1,006	894	865	800	700	600	500	500	500	400	400	400	400	400	400	
Nett Total Clients *	367,815	348,929	330,621	313,880	331,727	316,571	303,288	291,285	282,314	282,934	284,300	282,900	278,600	273,600	269,300	265,800	262,600	259,600	257,200	255,200	253,800	252,800	

* - From June 2014 this report contains a more complete count of total DVA clients. The previous count; Net Total Beneficiaries; included all persons receiving a VEA pension/allowance or holding a treatment or pharmaceutical entitlement card. In contrast, the Nett Total Client count also includes any veteran with one or more service related disabilities accepted under the SRCA or the MRCA as well as dependent children of veterans currently receiving student payments under the VCES or MRCAETS.



Date of Most Recent Actual Data : 4 January 2019
Date When This Version is Current :

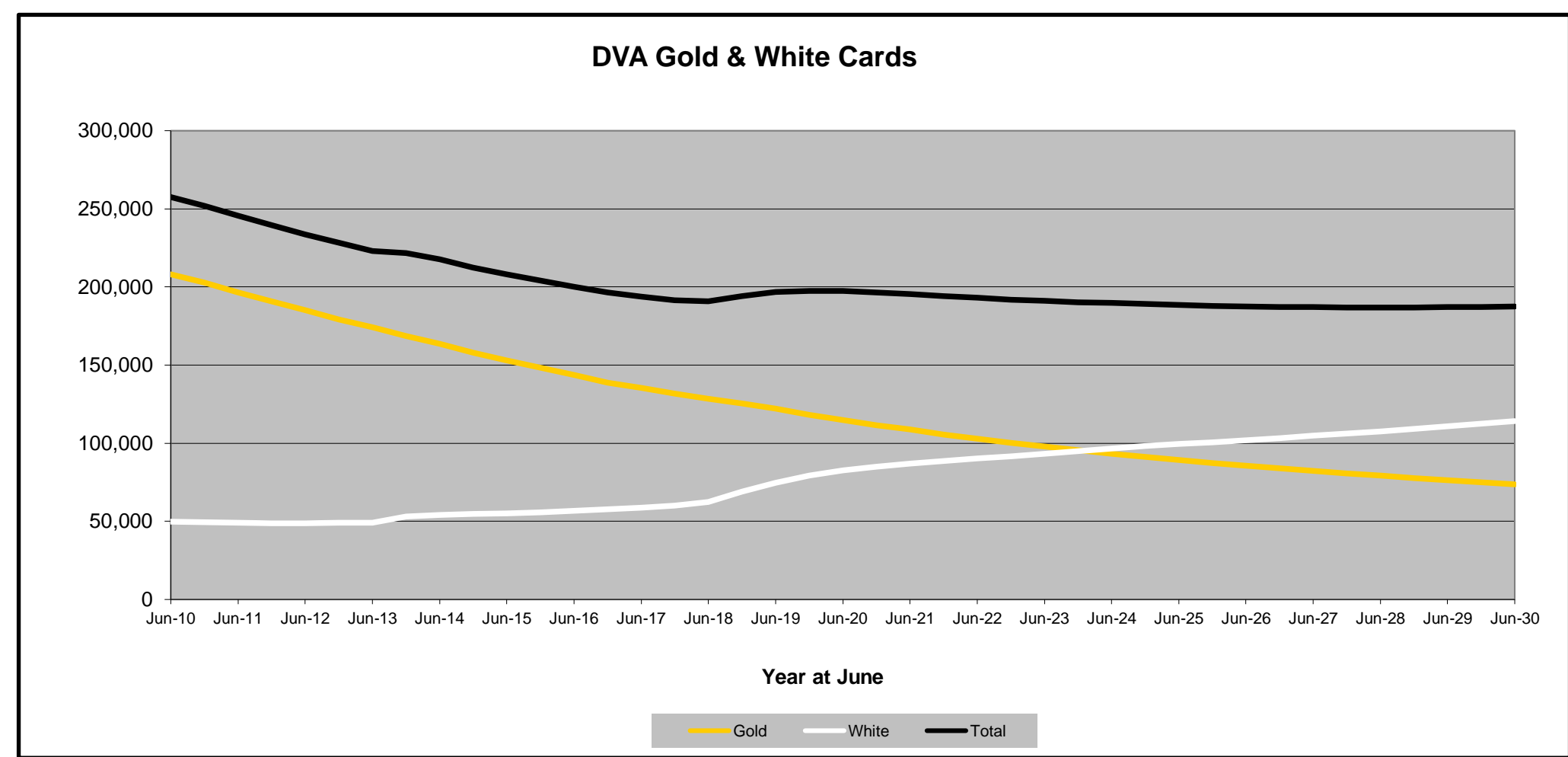
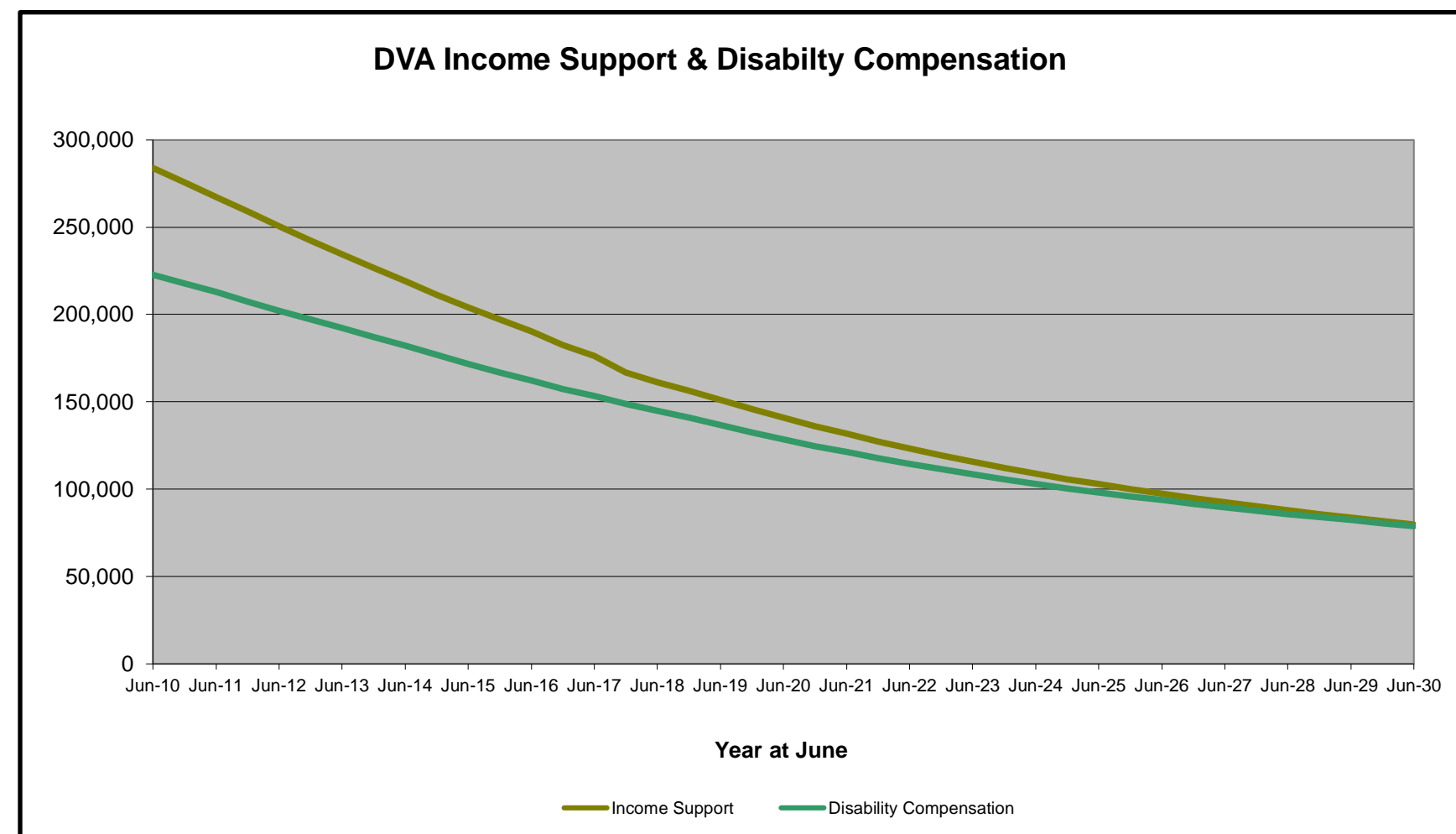
Continued next page

DVA PROJECTED BENEFICIARY NUMBERS WITH ACTUALS TO 31 DECEMBER 2018 - AUSTRALIA

Executive Summary of DVA Beneficiaries in Receipt of Pension(s), Allowance(s) or Health Care

BENEFICIARY CATEGORY (Subsets of Net Total Beneficiaries on Previous Page)	ACTUAL DATA										FORECAST DATA												
	June 2010	June 2011	June 2012	June 2013	June 2014	June 2015	June 2016	June 2017	June 2018	Dec 2018	June 2019	June 2020	June 2021	June 2022	June 2023	June 2024	June 2025	June 2026	June 2027	June 2028	June 2029	June 2030	
Health Treatment Card Holders :																							
Gold Cards	207,945	196,619	185,031	174,168	163,578	153,033	143,635	135,263	128,517	125,366	122,000	114,900	108,600	103,000	97,900	93,300	89,300	85,700	82,300	79,200	76,300	73,600	
White Cards	49,621	48,986	48,769	49,013	53,984	55,148	56,610	58,705	62,450	68,821	74,700	82,600	87,000	90,100	93,200	96,400	99,400	101,900	104,700	107,500	110,700	114,100	
Total Health Treatment Cards	257,566	245,605	233,800	223,181	217,562	208,181	200,245	193,968	190,967	194,187	196,700	197,500	195,600	193,100	191,100	189,800	188,600	187,600	187,000	186,800	187,000	187,700	
Repatriation Pharmaceutical Benefits Cards (Orange Cards)	10,614	9,293	7,996	6,817	5,744	4,709	3,799	3,024	2,315	2,030	1,800	1,300	1,000	700	500	300	200	100	100	0	0	0	
Other Income Support Categories:																							
Income Support Supplement	77,584	73,970	69,989	65,730	61,463	56,725	52,292	47,036	42,464	40,431	38,400	34,300	30,500	27,200	24,300	21,800	19,600	17,800	16,300	15,000	13,900	13,000	
Age Pensioners	5,167	4,779	4,412	4,121	3,833	3,658	3,538	3,380	3,225	3,277	3,200	3,100	3,000	2,900	2,900	2,900	2,900	2,900	2,900	2,900	2,800	2,800	
Commonwealth Seniors Health Cards	7,269	7,014	6,428	6,069	5,150	4,698	4,321	7,222	4,098	4,158	3,900	3,600	3,300	3,000	2,800	2,700	2,600	2,500	2,400	2,300	2,300	2,200	
Defence Force Income Support Supplement (DFISA)	18,678	17,941	17,050	16,159	15,447	15,192	14,784	14,174	13,933	14,091	14,000	13,800	13,600	13,400	13,200	13,000	12,800	12,700	12,500	12,300	12,000	11,700	
Total Income Support Beneficiaries (a)	283,823	267,297	250,472	234,603	219,153	204,180	190,423	176,232	161,184	156,356	151,300	141,100	131,800	123,400	115,900	109,100	103,000	97,600	92,600	88,100	83,800	79,900	
Total Disability Compensation Beneficiaries (b)	222,876	212,749	202,154	192,236	182,345	171,874	162,247	153,463	144,843	140,917	136,800	128,700	121,300	114,700	108,600	103,200	98,300	93,800	89,700	85,900	82,300	78,900	

- (a) - Includes veteran service pensions, dependant service pensions, income support supplement, age pensions, commonwealth seniors health cards and DFISA recipients.
- (b) - Includes disability, war widow, orphan and adequate means of support pensions.



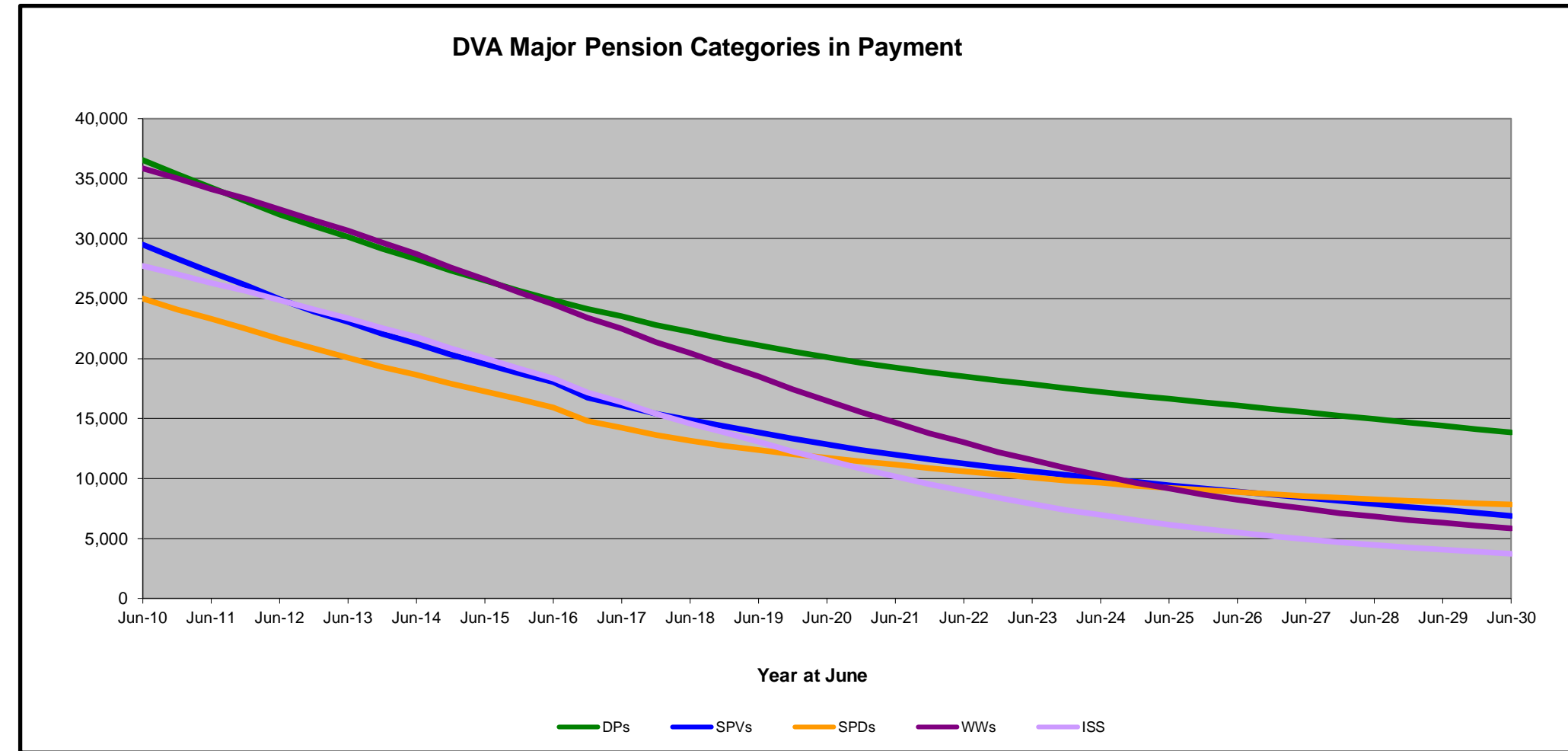
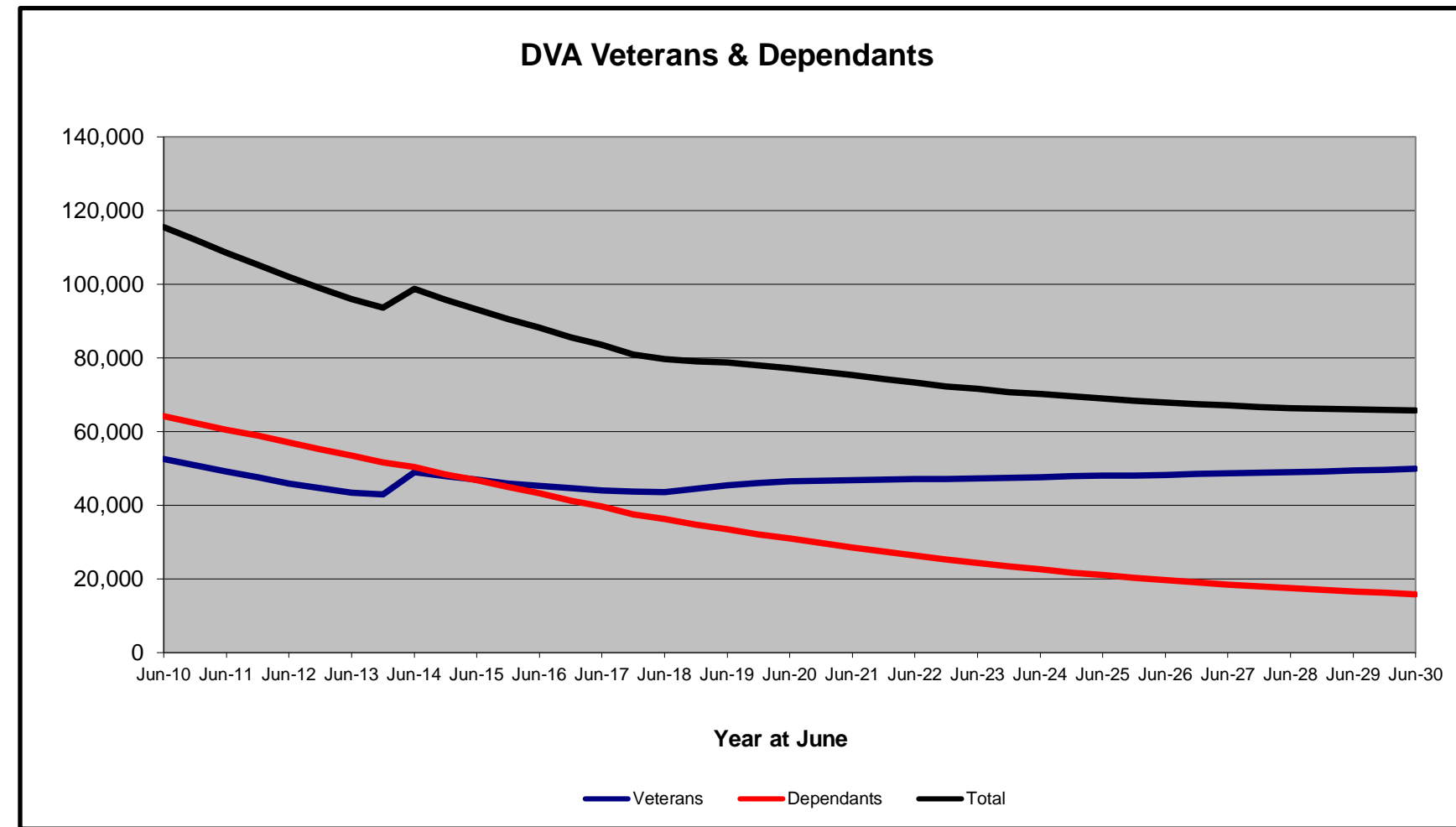
Date of Most Recent Actual Data : 4 January 2019
Date When This Version is Current :

DVA PROJECTED BENEFICIARY NUMBERS WITH ACTUALS TO 31 DECEMBER 2018 - NEW SOUTH WALES

Executive Summary of DVA Beneficiaries in Receipt of Pension(s), Allowance(s) or Health Care

BENEFICIARY CATEGORY	ACTUAL DATA											FORECAST DATA												
	June 2010	June 2011	June 2012	June 2013	June 2014	June 2015	June 2016	June 2017	June 2018	June 2018	Dec 2018	June 2019	June 2020	June 2021	June 2022	June 2023	June 2024	June 2025	June 2026	June 2027	June 2028	June 2029	June 2030	
Veterans :																								
Disability Pensioners in Payment	36,510	34,235	31,988	30,119	28,257	26,502	24,873	23,504	22,243	21,624	21,100	20,100	19,300	18,500	17,900	17,200	16,600	16,100	15,500	15,000	14,400	13,800		
Age Pension Veterans (Included Above)	1,055	959	868	791	700	644	594	533	488	484	500	400	400	400	400	400	400	500	500	500	500	500		
Service Pension Veterans	29,497	27,210	24,954	23,067	21,211	19,527	18,026	16,100	14,877	14,372	13,800	12,800	12,000	11,300	10,600	10,000	9,500	8,900	8,400	7,900	7,400	6,900		
Disability Pensioner & Service Pension Veteran Overlap	19,371	17,961	16,535	15,326	14,115	12,982	11,999	10,641	9,844	9,498	9,100	8,500	7,900	7,400	6,900	6,500	6,200	5,800	5,400	5,000	4,600	4,300		
Treatment Cards, Allowances or Accepted Disabilities Only	5,928	5,671	5,566	5,556	13,564	13,898	14,398	15,150	16,369	18,039	19,700	22,000	23,500	24,700	25,800	27,000	28,100	29,100	30,100	31,100	32,300	33,500		
MRCA Veterans	n/a	n/a	n/a	n/a	4,082	4,768	5,475	6,298	7,337	8,150	8,800	10,200	11,400	12,400	13,400	14,300	15,300	16,200	17,100	18,000	18,900	19,900		
SRCA Veterans	n/a	n/a	n/a	n/a	12,010	12,118	12,231	12,321	12,428	12,528	12,600	12,600	12,700	12,700	12,700	12,700	12,700	12,700	12,600	12,600	12,600	12,500	12,500	
Total Veterans	52,564	49,155	45,973	43,416	48,939	46,945	45,298	44,113	43,645	44,537	45,500	46,500	46,900	47,100	47,300	47,700	48,000	48,300	48,700	49,000	49,400	50,000		
Dependants :																								
Service Pension Dependants	24,994	23,287	21,640	20,055	18,637	17,269	15,929	14,247	13,153	12,718	12,400	11,700	11,100	10,600	10,100	9,600	9,200	8,900	8,500	8,300	8,000	7,800		
War Widow(er)s	35,855	34,128	32,431	30,652	28,723	26,569	24,507	22,489	20,437	19,477	18,500	16,500	14,700	13,000	11,500	10,300	9,200	8,200	7,500	6,800	6,300	5,900		
Orphans	53	47	47	47	44	52	45	51	49	50	50	50	50	50	40	40	40	30	30	30	20	20		
Adequate Means of Support (a)	150	145	139	136	131	126	123	119	114	112	110	110	110	110	100	100	100	100	100	100	90	90		
Age Pension Partners	754	692	624	557	478	443	401	358	325	321	300	300	200	200	200	200	200	200	200	200	200	200		
Commonwealth Seniors Health Cards Dependants	1,206	1,183	1,136	1,108	988	926	859	1,379	795	812	800	700	600	600	600	500	500	500	500	500	500	400		
Defence Force Income Support Supplement Dependants	2,290	2,146	1,983	1,830	1,663	1,598	1,517	1,402	1,366	1,359	1,300	1,300	1,200	1,200	1,100	1,000	1,000	900	800	700	600	600		
MRCA Dependants	n/a	n/a	n/a	n/a	45	47	52	55	61	70	70	70	70	70	70	70	70	70	70	70	70	70		
Other Dependants	143	145	181	209	627	581	574	526	615	519	600	700	900	1,000	1,100	1,100	1,100	1,100	1,200	1,200	1,100	1,100		
Total Overlap Between Dependant Categories	1,290	1,232	1,145	1,060	919	857	773	931	652	646	600	500	400	400	300	300	300	300	200	200	200	200		
Total Dependants	64,155	60,541	57,036	53,534	50,417	46,754	43,234	39,695	36,263	34,792	33,500	31,000	28,600	26,400	24,400	22,600	21,100	19,700	18,500	17,500	16,600	15,900		
Total Veterans and Total Dependants Overlap	1,203	1,089	1,018	914	522	429	360	297	249	233	200	200	200	100	100	100	100	100	100	100	100	100		
Nett Total Clients *	115,516	108,607	101,991	96,036	98,834	93,270	88,172	83,511	79,666	79,113	78,800	77,300	75,300	73,300	71,600	70,200	69,000	67,900	67,100	66,400	66,000	65,800		

* - From June 2014 this report contains a more complete count of total DVA clients. The previous count; Net Total Beneficiaries; included all persons receiving a VEA pension/allowance or holding a treatment or pharmaceutical entitlement card. In contrast, the Nett Total Client count also includes any veteran with one or more service related disabilities accepted under the SRCA or the MRCA as well as dependent children of veterans currently receiving student payments under the VCES or MRCAETS.



Date of Most Recent Actual Data : 4 January 2019
Date When This Version is Current :

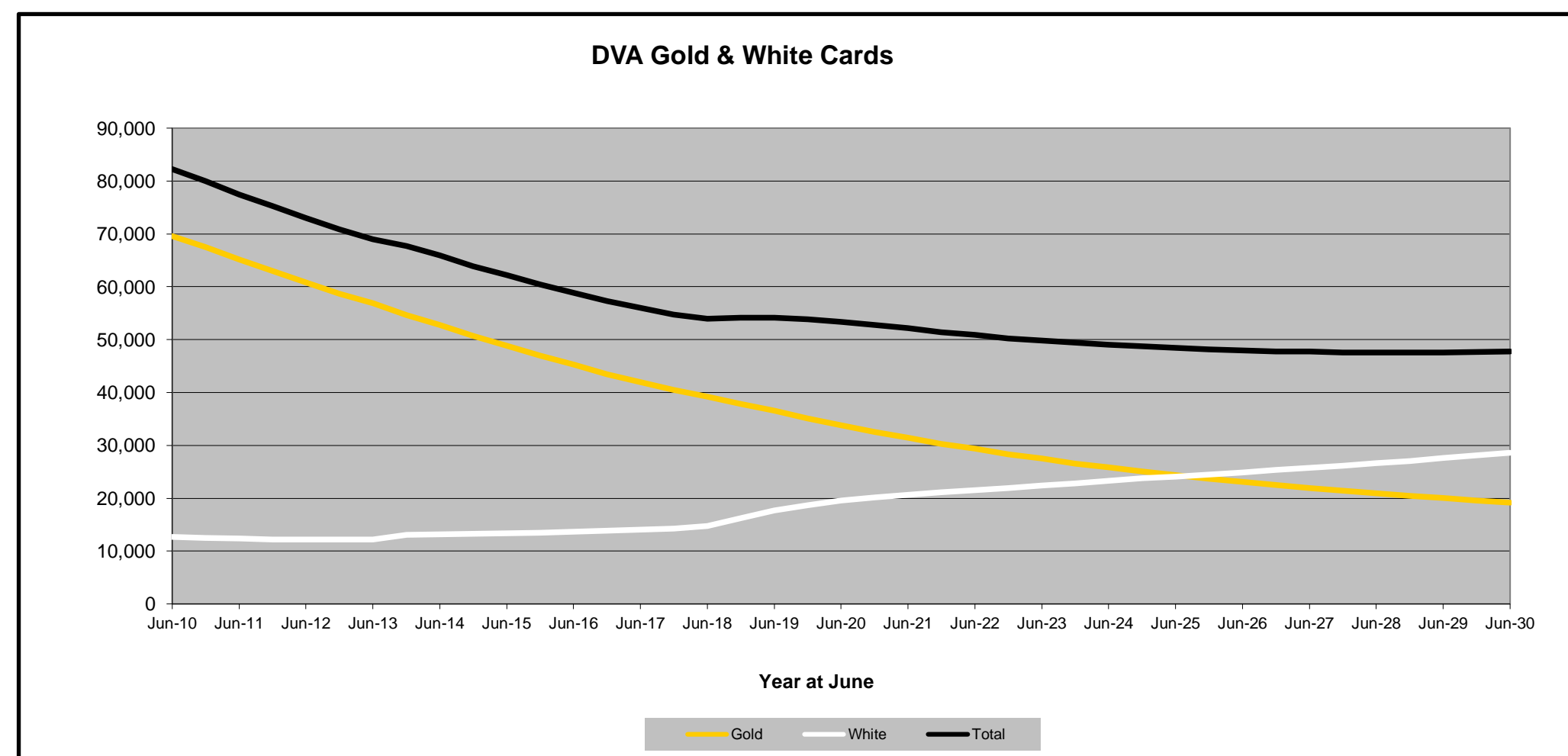
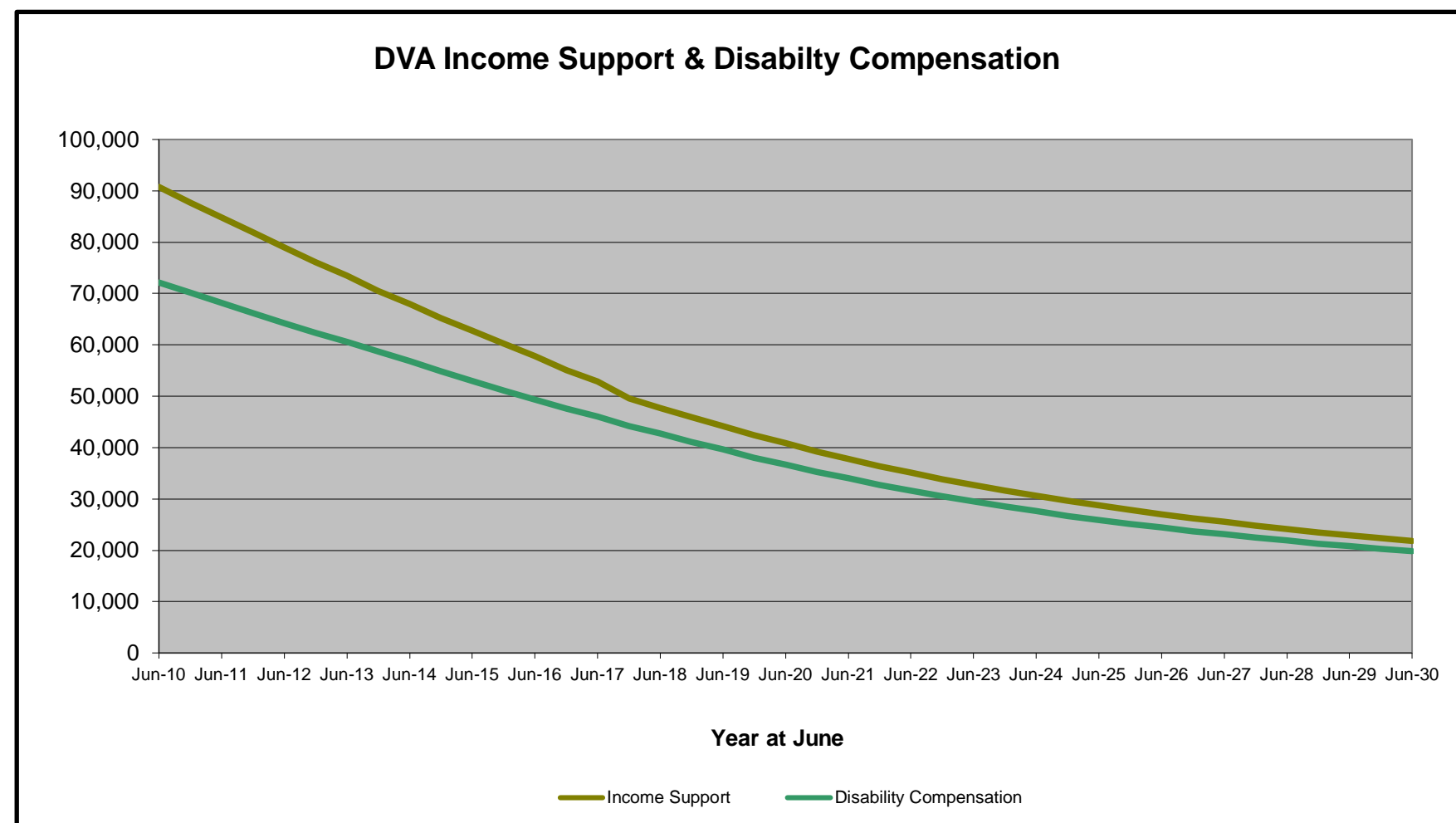
Continued next page

DVA PROJECTED BENEFICIARY NUMBERS WITH ACTUALS TO 31 DECEMBER 2018 - NEW SOUTH WALES

Executive Summary of DVA Beneficiaries in Receipt of Pension(s), Allowance(s) or Health Care

BENEFICIARY CATEGORY (Subsets of Net Total Beneficiaries on Previous Page)	ACTUAL DATA											FORECAST DATA												
	June 2010	June 2011	June 2012	June 2013	June 2014	June 2015	June 2016	June 2017	June 2018	June 2018	Dec 2018	June 2019	June 2020	June 2021	June 2022	June 2023	June 2024	June 2025	June 2026	June 2027	June 2028	June 2029	June 2030	
Health Treatment Card Holders :																								
Gold Cards	69,607	65,139	60,825	56,862	52,789	48,856	45,271	42,007	39,190	37,867	37,867	36,500	33,900	31,500	29,300	27,500	25,800	24,400	23,100	22,000	20,900	20,000	19,200	
White Cards	12,643	12,346	12,154	12,152	13,184	13,376	13,624	14,057	14,783	16,263	16,263	17,700	19,500	20,700	21,500	22,400	23,300	24,100	24,900	25,800	26,600	27,600	28,600	
Total Health Treatment Cards	82,250	77,485	72,979	69,014	65,973	62,232	58,895	56,064	53,973	54,130	54,130	54,200	53,400	52,200	50,900	49,800	49,100	48,500	48,000	47,700	47,500	47,600	47,800	
Repatriation Pharmaceutical Benefits Cards (Orange Cards)	3,072	2,668	2,299	1,977	1,650	1,353	1,102	895	689	608	608	500	400	300	200	100	100	100	0	0	0	0	0	
Other Income Support Categories:																								
Income Support Supplement	27,697	26,278	24,847	23,354	21,781	20,004	18,325	16,347	14,597	13,826	13,826	13,100	11,600	10,200	9,000	7,900	7,000	6,200	5,500	4,900	4,500	4,100	3,700	
Age Pensioners	1,809	1,651	1,492	1,348	1,189	1,096	1,003	899	820	812	812	800	700	700	600	600	600	600	600	600	600	600	600	
Commonwealth Seniors Health Cards	2,136	2,037	1,884	1,794	1,552	1,382	1,263	1,161	1,197	1,232	1,232	1,200	1,100	1,000	900	800	800	800	800	700	700	700	700	
Defence Force Income Support Supplement (DFISA)	6,089	5,691	5,300	4,926	4,534	4,338	4,055	3,789	3,619	3,600	3,600	3,600	3,500	3,400	3,300	3,200	3,100	3,000	2,900	2,800	2,800	2,700	2,600	
Total Income Support Beneficiaries (a)	90,761	84,838	78,944	73,521	68,008	62,801	57,867	52,879	47,644	45,942	45,942	44,200	40,800	37,800	35,100	32,700	30,600	28,700	27,000	25,500	24,200	22,900	21,800	
Total Disability Compensation Beneficiaries (b)	72,155	68,170	64,251	60,634	56,872	53,011	49,349	45,997	42,696	41,129	41,129	39,600	36,700	34,000	31,600	29,500	27,600	25,900	24,400	23,100	21,900	20,800	19,800	

- (a) - Includes veteran service pensions, dependant service pensions, income support supplement, age pensions, commonwealth seniors health cards and DFISA recipients.
- (b) - Includes disability, war widow, orphan and adequate means of support pensions.



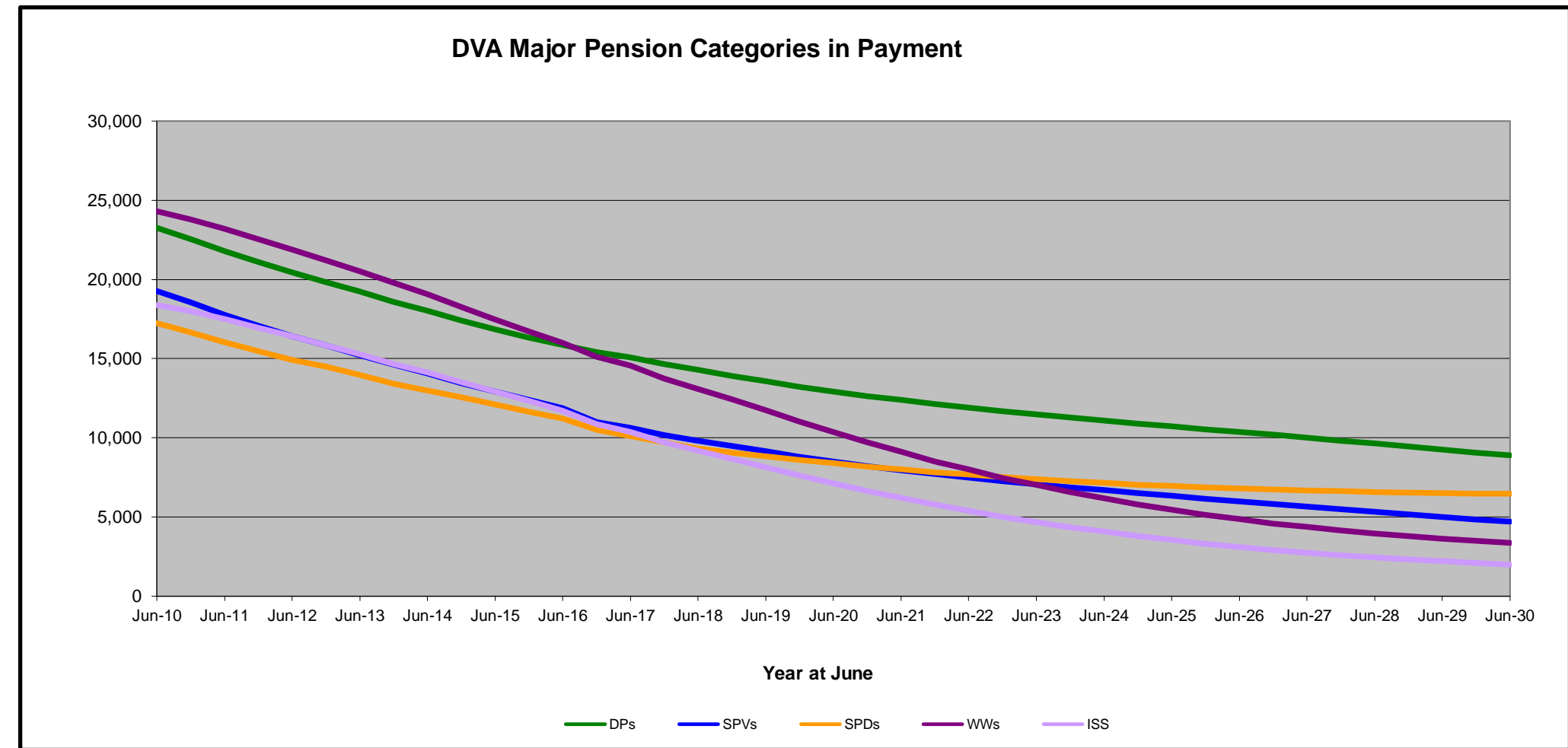
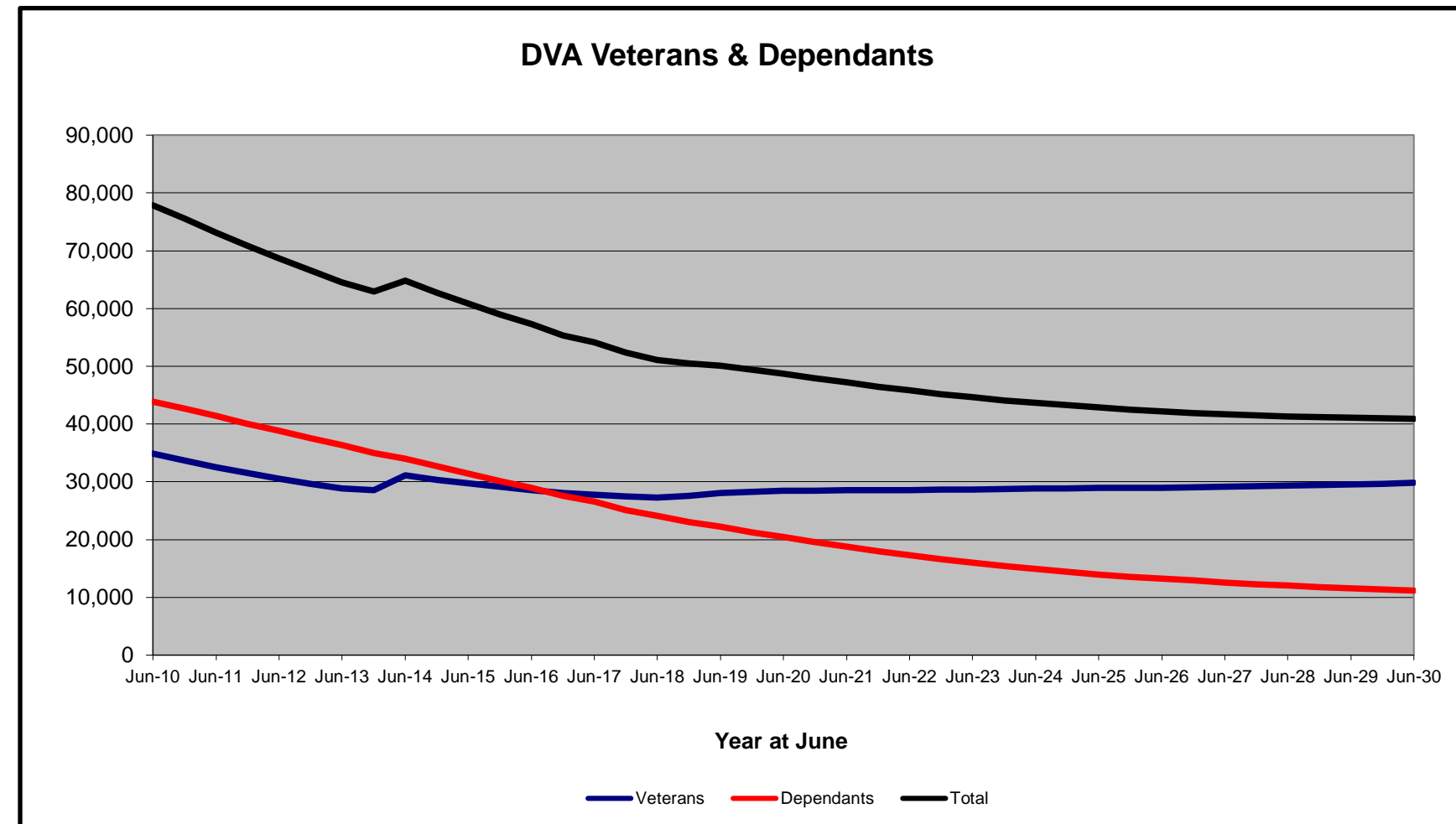
Date of Most Recent Actual Data : 4 January 2019
Date When This Version is Current :

DVA PROJECTED BENEFICIARY NUMBERS WITH ACTUALS TO 31 DECEMBER 2018 - VICTORIA

Executive Summary of DVA Beneficiaries in Receipt of Pension(s), Allowance(s) or Health Care

BENEFICIARY CATEGORY	ACTUAL DATA											FORECAST DATA												
	June 2010	June 2011	June 2012	June 2013	June 2014	June 2015	June 2016	June 2017	June 2018	June 2018	Dec 2018	June 2019	June 2020	June 2021	June 2022	June 2023	June 2024	June 2025	June 2026	June 2027	June 2028	June 2029	June 2030	
Veterans :																								
Disability Pensioners in Payment	23,268	21,801	20,439	19,253	18,020	16,859	15,856	15,070	14,285	13,899	13,600	12,900	12,400	11,900	11,500	11,100	10,700	10,400	10,000	9,600	9,300	8,900		
Age Pension Veterans (Included Above)	698	633	574	514	465	430	388	346	317	316	300	300	300	300	300	300	300	300	300	300	300	300		
Service Pension Veterans	19,257	17,756	16,407	15,227	14,070	12,914	11,882	10,620	9,794	9,471	9,100	8,500	8,000	7,500	7,100	6,700	6,300	6,000	5,600	5,300	5,000	4,700		
Disability Pensioner & Service Pension Veteran Overlap	12,149	11,253	10,441	9,714	9,005	8,280	7,628	6,810	6,315	6,077	5,900	5,400	5,100	4,800	4,500	4,200	4,000	3,700	3,400	3,200	2,900	2,700		
Treatment Cards, Allowances or Accepted Disabilities Only	4,468	4,222	4,093	4,059	8,053	8,233	8,485	8,880	9,461	10,293	11,200	12,400	13,300	14,000	14,600	15,200	15,800	16,300	16,900	17,500	18,200	18,900		
MRCA Veterans	n/a	n/a	n/a	n/a	2,098	2,475	2,875	3,304	3,832	4,143	4,500	5,200	5,800	6,400	6,900	7,500	8,100	8,600	9,100	9,700	10,200	10,800		
SRCA Veterans	n/a	n/a	n/a	n/a	7,191	7,262	7,371	7,502	7,628	7,708	7,800	7,900	8,000	8,000	8,000	8,100	8,100	8,000	8,000	8,000	7,900	7,900		
Total Veterans	34,844	32,526	30,498	28,825	31,151	29,726	28,595	27,760	27,225	27,586	28,000	28,400	28,600	28,600	28,700	28,800	28,900	29,000	29,100	29,300	29,500	29,800		
Dependants :																								
Service Pension Dependants	17,239	16,028	14,928	13,956	12,997	12,085	11,216	10,101	9,325	9,043	8,800	8,400	8,000	7,700	7,400	7,100	7,000	6,800	6,700	6,600	6,500	6,500		
War Widow(er)s	24,328	23,214	21,877	20,511	19,061	17,478	15,982	14,562	13,085	12,416	11,700	10,400	9,100	8,000	7,000	6,200	5,500	4,900	4,400	4,000	3,600	3,400		
Orphans	32	30	34	27	30	26	22	17	18	17	20	20	20	20	20	10	10	10	10	10	10	10		
Adequate Means of Support (a)	105	101	100	97	97	88	81	80	72	71	70	70	70	70	70	70	70	60	60	60	60	60		
Age Pension Partners	505	469	422	390	337	301	285	260	226	220	200	200	200	100	100	100	100	100	100	100	100	100		
Commonwealth Seniors Health Cards Dependants	940	915	847	803	684	638	598	961	550	559	500	500	400	400	400	300	300	300	300	300	300	200		
Defence Force Income Support Supplement Dependants	1,582	1,478	1,323	1,207	1,065	1,005	952	881	826	802	800	700	700	700	600	600	600	600	600	600	500	500		
MRCA Dependants	n/a	n/a	n/a	n/a	20	20	19	21	24	29	30	30	30	30	30	30	30	30	30	20	20	20		
Other Dependants	68	67	79	87	363	346	354	339	375	313	400	400	500	500	600	600	600	600	600	600	500	500		
Total Overlap Between Dependant Categories	979	913	827	766	630	572	530	639	414	406	400	300	200	200	200	200	100	100	100	100	100	100		
Total Dependants	43,820	41,389	38,783	36,312	34,024	31,415	28,979	26,583	24,087	23,064	22,200	20,400	18,800	17,300	16,000	14,900	14,000	13,200	12,600	12,000	11,600	11,200		
Total Veterans and Total Dependants Overlap	799	747	651	599	333	291	252	209	184	173	200	100	100	100	100	100	0	0	0	0	0	0		
Nett Total Clients *	77,865	73,168	68,630	64,538	64,842	60,850	57,322	54,134	51,129	50,486	50,100	48,700	47,200	45,800	44,600	43,700	42,900	42,200	41,700	41,300	41,100	40,900		

* - From June 2014 this report contains a more complete count of total DVA clients. The previous count; Net Total Beneficiaries; included all persons receiving a VEA pension/allowance or holding a treatment or pharmaceutical entitlement card. In contrast, the Nett Total Client count also includes any veteran with one or more service related disabilities accepted under the SRCA or the MRCA as well as dependent children of veterans currently receiving student payments under the VCES or MRCAETS.



Date of Most Recent Actual Data : 4 January 2019
Date When This Version is Current :

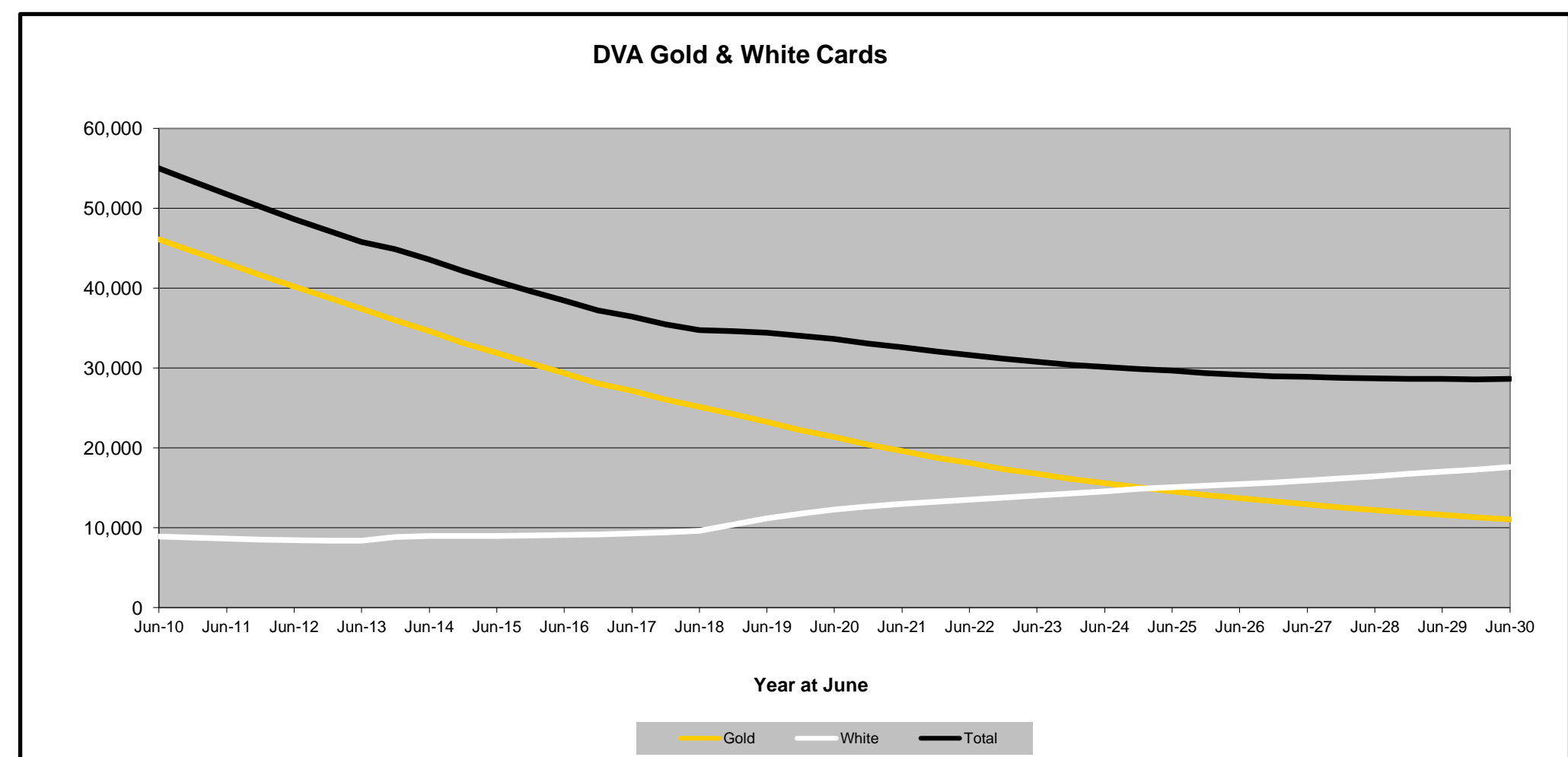
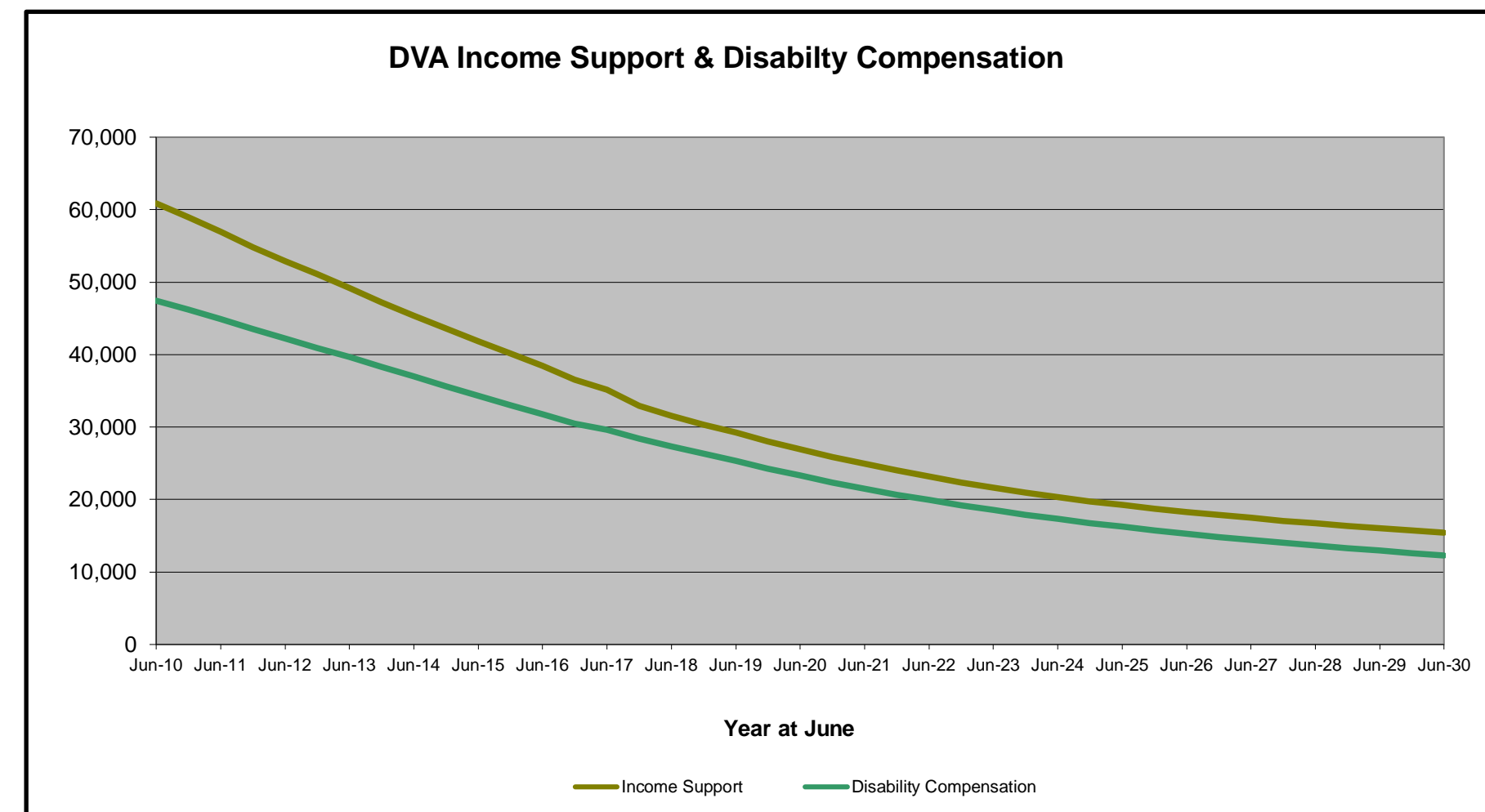
Continued next page

DVA PROJECTED BENEFICIARY NUMBERS WITH ACTUALS TO 31 DECEMBER 2018 - VICTORIA

Executive Summary of DVA Beneficiaries in Receipt of Pension(s), Allowance(s) or Health Care

BENEFICIARY CATEGORY (Subsets of Net Total Beneficiaries on Previous Page)	ACTUAL DATA											FORECAST DATA											
	June 2010	June 2011	June 2012	June 2013	June 2014	June 2015	June 2016	June 2017	June 2018	June 2018	Dec 2018	June 2019	June 2020	June 2021	June 2022	June 2023	June 2024	June 2025	June 2026	June 2027	June 2028	June 2029	June 2030
Health Treatment Card Holders :																							
Gold Cards	46,076	43,109	40,198	37,427	34,630	31,878	29,346	27,155	25,116	24,211	23,300	21,300	19,600	18,100	16,800	15,600	14,600	13,700	12,900	12,200	11,600	11,000	
White Cards	8,915	8,631	8,425	8,356	8,944	8,957	9,109	9,289	9,624	10,379	11,200	12,300	13,000	13,500	14,000	14,600	15,100	15,400	15,900	16,500	17,000	17,600	
Total Health Treatment Cards	54,991	51,740	48,623	45,783	43,574	40,835	38,455	36,444	34,740	34,590	34,400	33,600	32,600	31,600	30,800	30,200	29,600	29,200	28,900	28,700	28,600	28,600	
Repatriation Pharmaceutical Benefits Cards (Orange Cards)	2,362	2,065	1,767	1,501	1,264	1,044	842	665	512	454	400	300	200	200	100	100	100	0	0	0	0	0	
Other Income Support Categories:																							
Income Support Supplement	18,401	17,516	16,413	15,270	14,115	12,919	11,721	10,367	9,186	8,655	8,200	7,100	6,200	5,400	4,700	4,100	3,500	3,100	2,800	2,500	2,200	2,000	
Age Pensioners	1,203	1,102	996	904	811	738	679	611	548	542	500	500	400	400	400	400	400	400	400	400	400	400	
Commonwealth Seniors Health Cards	1,624	1,556	1,402	1,315	1,091	996	922	1,554	857	866	800	700	700	600	600	500	500	500	500	500	400	400	
Defence Force Income Support Supplement (DFISA)	4,092	3,863	3,545	3,242	2,927	2,748	2,549	2,337	2,205	2,171	2,100	2,000	2,000	1,900	1,900	1,800	1,800	1,800	1,800	1,800	1,800	1,800	
Total Income Support Beneficiaries (a)	60,844	56,943	52,905	49,218	45,402	41,855	38,466	35,150	31,518	30,352	29,200	26,900	24,900	23,200	21,700	20,400	19,200	18,300	17,500	16,700	16,000	15,400	
Total Disability Compensation Beneficiaries (b)	47,447	44,880	42,216	39,680	37,014	34,283	31,794	29,605	27,352	26,302	25,300	23,300	21,500	19,900	18,500	17,300	16,200	15,300	14,400	13,700	13,000	12,300	

- (a) - Includes veteran service pensions, dependant service pensions, income support supplement, age pensions, commonwealth seniors health cards and DFISA recipients.
- (b) - Includes disability, war widow, orphan and adequate means of support pensions.



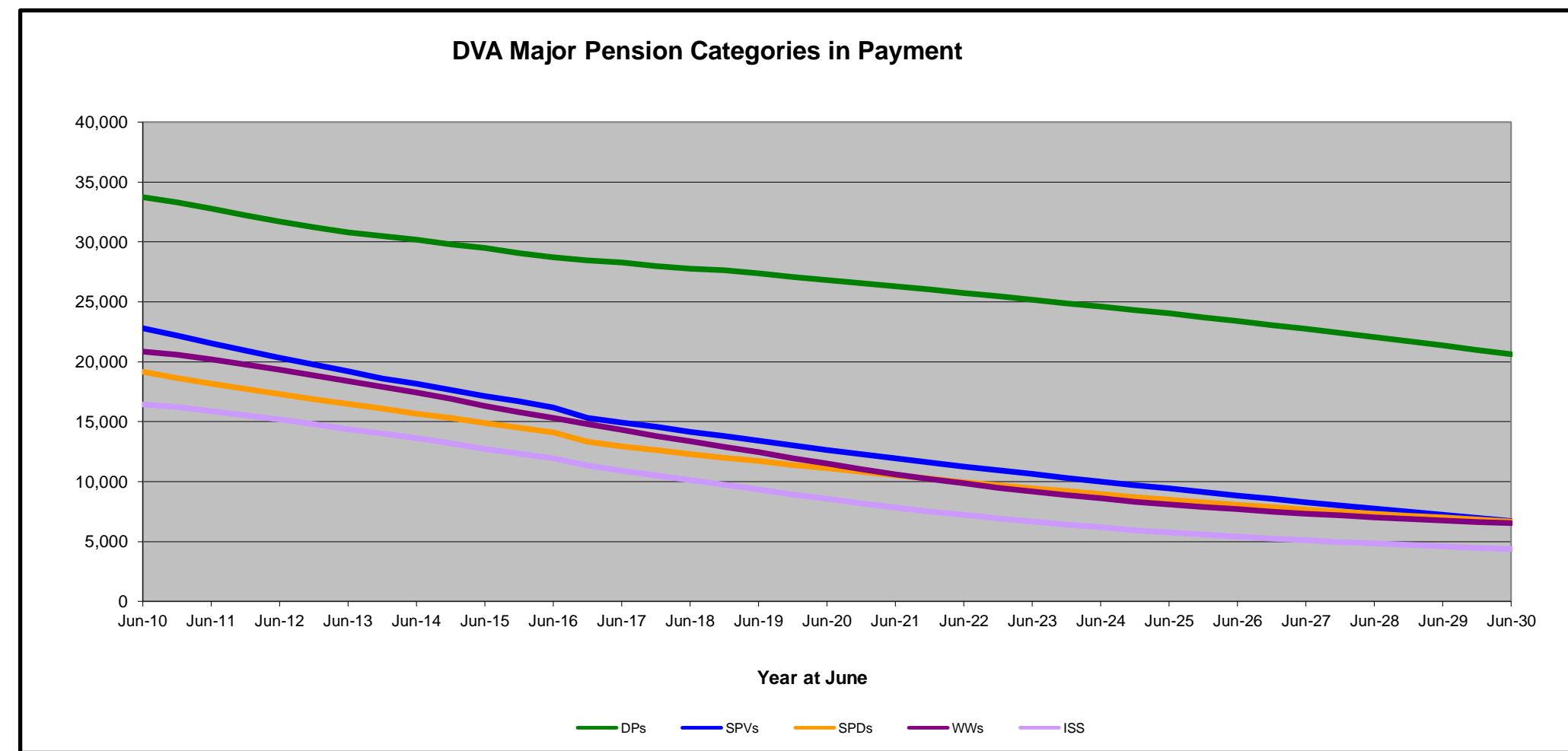
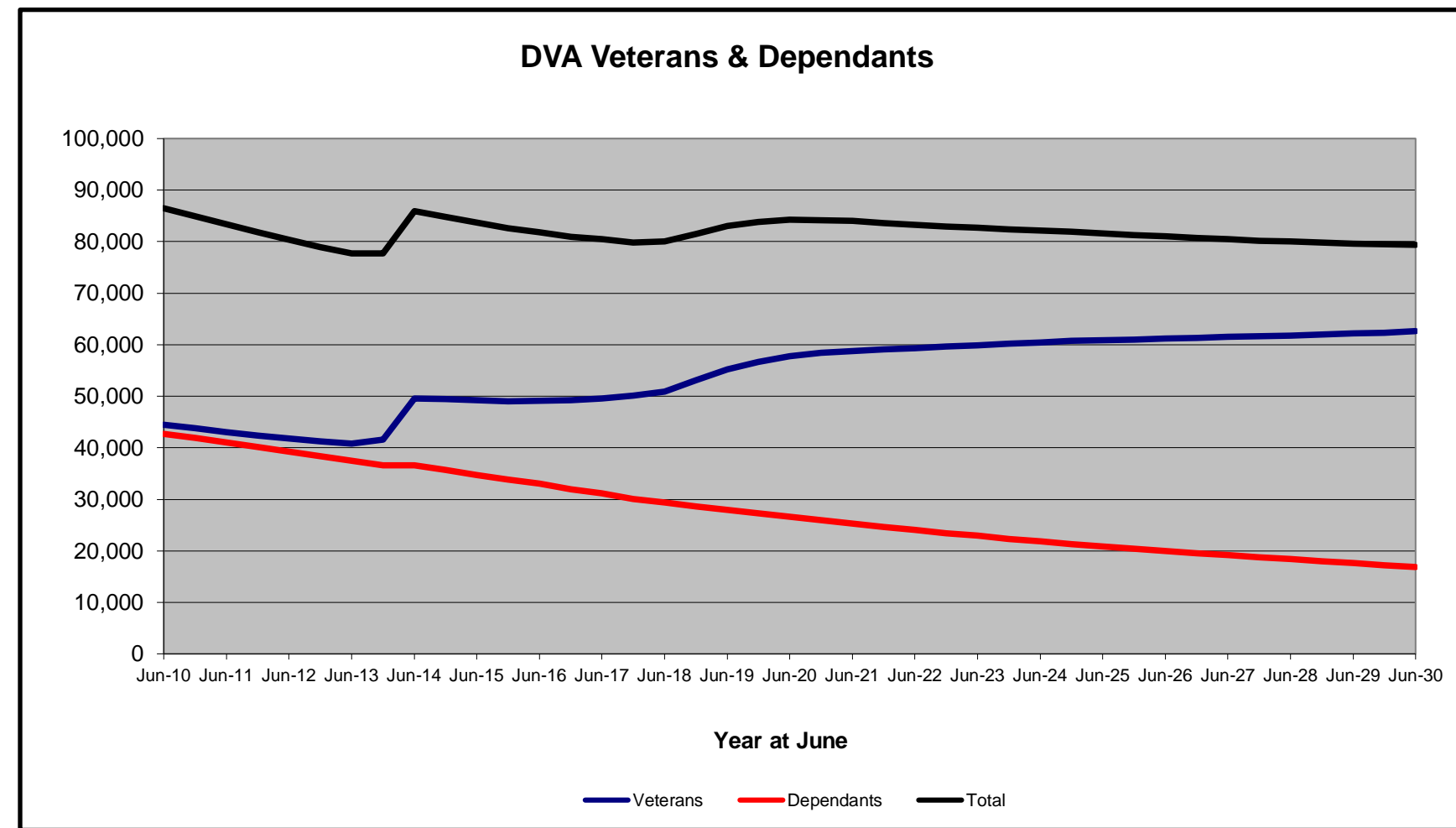
Date of Most Recent Actual Data : 4 January 2019
Date When This Version is Current :

DVA PROJECTED BENEFICIARY NUMBERS WITH ACTUALS TO 31 DECEMBER 2018 - QUEENSLAND

Executive Summary of DVA Beneficiaries in Receipt of Pension(s), Allowance(s) or Health Care

BENEFICIARY CATEGORY	ACTUAL DATA											FORECAST DATA											
	June 2010	June 2011	June 2012	June 2013	June 2014	June 2015	June 2016	June 2017	June 2018	Dec 2018	June 2019	June 2020	June 2021	June 2022	June 2023	June 2024	June 2025	June 2026	June 2027	June 2028	June 2029	June 2030	
Veterans :																							
Disability Pensioners in Payment	33,738	32,795	31,724	30,810	30,195	29,484	28,734	28,300	27,777	27,641	27,400	26,800	26,300	25,700	25,200	24,600	24,000	23,400	22,700	22,100	21,400	20,600	
Age Pension Veterans (Included Above)	675	643	625	621	622	641	678	692	695	754	800	800	800	800	900	900	900	900	1,000	1,000	1,000	1,000	
Service Pension Veterans	22,809	21,542	20,345	19,201	18,186	17,142	16,196	14,945	14,149	13,787	13,400	12,600	11,900	11,300	10,600	10,000	9,400	8,800	8,300	7,800	7,200	6,700	
Disability Pensioner & Service Pension Veteran Overlap	16,496	15,773	15,074	14,438	13,905	13,311	12,741	11,896	11,413	11,176	10,900	10,300	9,800	9,300	8,800	8,300	7,800	7,300	6,800	6,300	5,800	5,400	
Treatment Cards, Allowances or Accepted Disabilities Only	4,451	4,510	4,822	5,208	5,126	5,938	16,902	18,230	20,373	22,907	25,300	28,700	30,400	31,700	32,900	34,100	35,200	36,200	37,300	38,300	39,400	40,600	
MRCA Veterans	n/a	n/a	n/a	n/a	6,006	7,073	8,015	9,308	10,769	11,914	13,000	15,000	16,500	17,800	19,000	20,200	21,400	22,600	23,700	24,900	26,100	27,400	
SRCA Veterans	n/a	n/a	n/a	n/a	16,342	16,506	16,752	17,107	17,377	17,741	17,900	18,100	18,300	18,400	18,500	18,500	18,500	18,500	18,400	18,300	18,300	18,200	
Total Veterans	44,502	43,074	41,817	40,781	49,609	49,253	49,091	49,579	50,886	53,159	55,200	57,800	58,800	59,400	59,900	60,500	60,900	61,200	61,500	61,800	62,200	62,600	
Dependants :																							
Service Pension Dependants	19,172	18,176	17,310	16,482	15,684	14,900	14,105	12,957	12,282	11,991	11,700	11,100	10,500	10,000	9,400	9,000	8,500	8,100	7,700	7,300	7,000	6,700	
War Widow(er)s	20,836	20,189	19,329	18,377	17,442	16,304	15,314	14,325	13,364	12,914	12,500	11,500	10,600	9,900	9,200	8,600	8,100	7,700	7,300	7,000	6,800	6,500	
Orphans	58	65	61	60	62	59	49	43	44	43	40	50	50	50	50	40	40	40	30	30	30	30	
Adequate Means of Support (a)	83	80	77	74	72	72	69	66	61	60	60	60	60	60	60	60	60	60	50	50	50	50	
Age Pension Partners	440	403	383	378	357	369	365	361	372	390	400	400	300	300	300	300	300	300	300	200	200	200	
Commonwealth Seniors Health Cards Dependants	697	705	655	646	568	564	515	936	515	528	500	500	400	400	400	400	400	300	300	300	300	300	
Defence Force Income Support Supplement Dependants	2,037	1,986	1,931	1,921	1,941	2,007	2,062	2,052	2,099	2,182	2,200	2,100	2,000	2,000	1,900	1,800	1,700	1,600	1,500	1,400	1,200	1,100	
MRCA Dependants	n/a	n/a	n/a	n/a	57	74	73	92	99	107	110	110	110	110	110	110	100	100	90	90	90	90	
Other Dependants	117	123	154	166	992	982	1,019	1,037	1,074	936	1,100	1,400	1,600	1,800	1,900	2,100	2,200	2,200	2,300	2,200	2,100	2,100	
Total Overlap Between Dependant Categories	729	693	660	647	582	573	561	667	547	563	500	500	500	400	400	400	400	400	400	300	300	300	
Total Dependants	42,711	41,034	39,240	37,457	36,593	34,758	33,010	31,202	29,363	28,588	28,000	26,700	25,300	24,100	22,900	21,900	20,900	20,000	19,100	18,400	17,600	16,900	
Total Veterans and Total Dependants Overlap	747	698	618	559	329	292	260	248	240	234	200	200	200	200	200	200	200	200	200	200	200	200	
Nett Total Clients *	86,466	83,410	80,439	77,679	85,873	83,719	81,841	80,533	80,022	81,542	83,000	84,300	84,000	83,300	82,700	82,200	81,600	81,000	80,500	80,000	79,600	79,400	

* - From June 2014 this report contains a more complete count of total DVA clients. The previous count; Net Total Beneficiaries; included all persons receiving a VEA pension/allowance or holding a treatment or pharmaceutical entitlement card. In contrast, the Nett Total Client count also includes any veteran with one or more service related disabilities accepted under the SRCA or the MRCA as well as dependent children of veterans currently receiving student payments under the VCES or MRCAETS.



Date of Most Recent Actual Data : 4 January 2019
Date When This Version is Current :

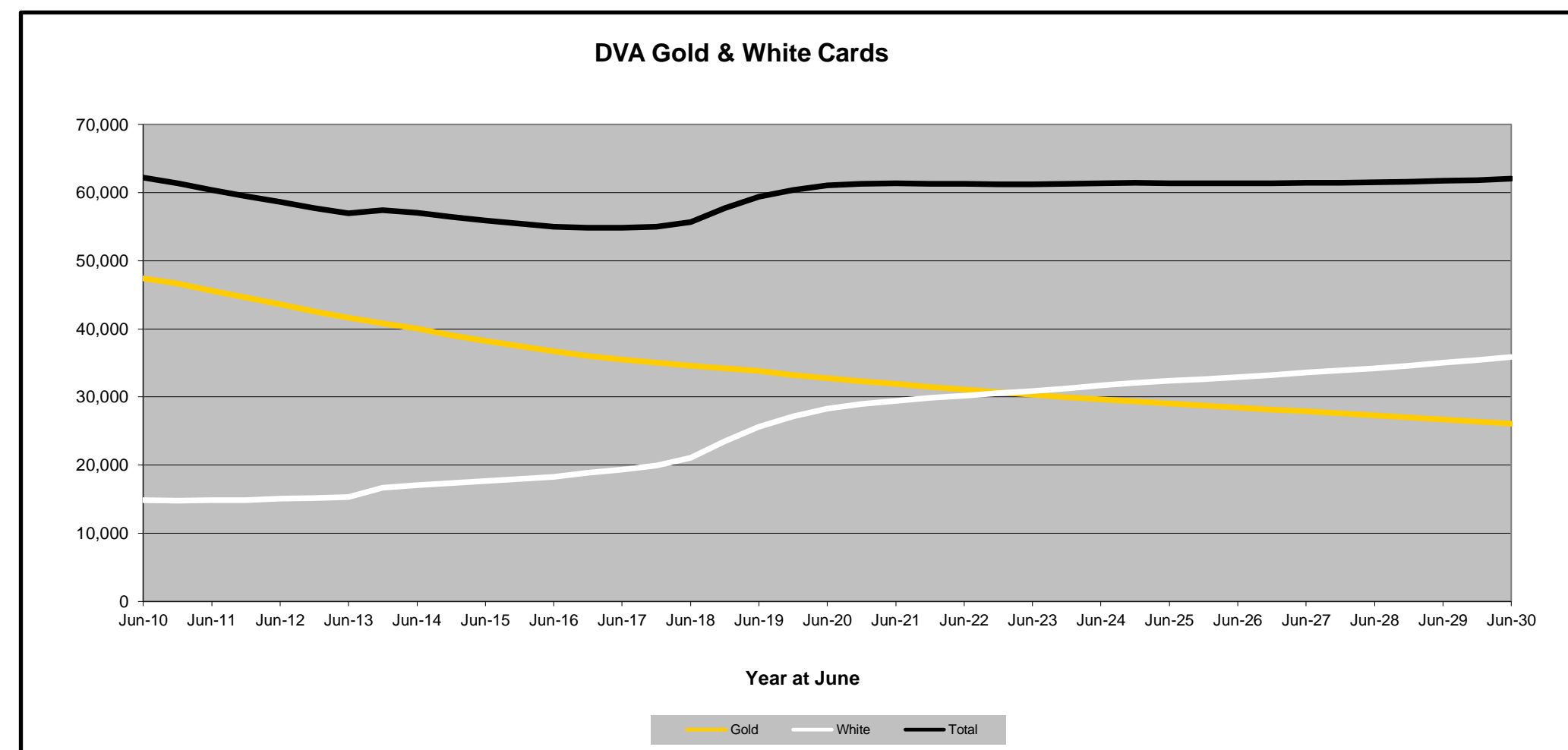
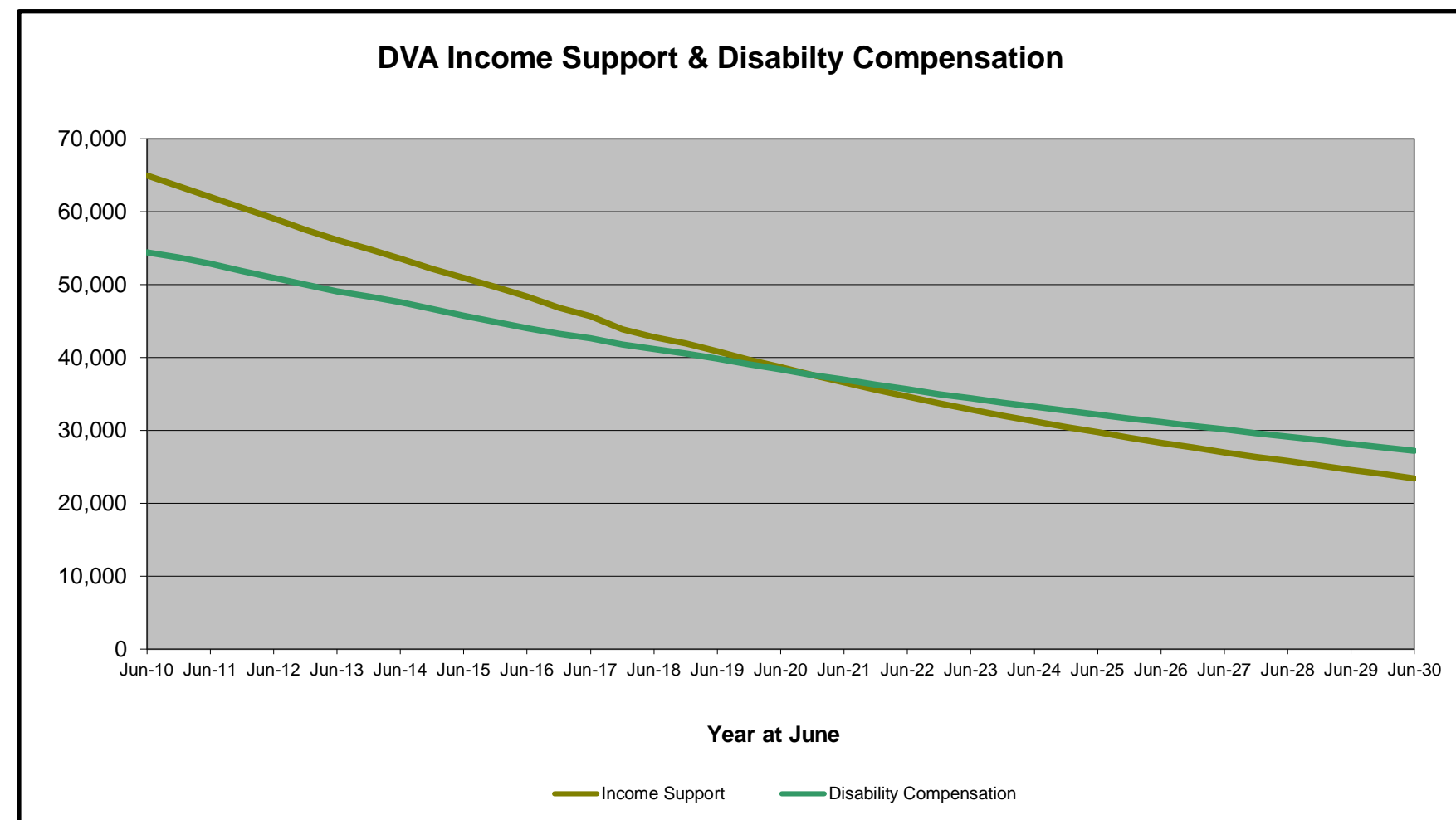
Continued next page

DVA PROJECTED BENEFICIARY NUMBERS WITH ACTUALS TO 31 DECEMBER 2018 - QUEENSLAND

Executive Summary of DVA Beneficiaries in Receipt of Pension(s), Allowance(s) or Health Care

BENEFICIARY CATEGORY (Subsets of Net Total Beneficiaries on Previous Page)	ACTUAL DATA										FORECAST DATA												
	June 2010	June 2011	June 2012	June 2013	June 2014	June 2015	June 2016	June 2017	June 2018	Dec 2018	June 2019	June 2020	June 2021	June 2022	June 2023	June 2024	June 2025	June 2026	June 2027	June 2028	June 2029	June 2030	
Health Treatment Card Holders :																							
Gold Cards	47,407	45,607	43,583	41,661	40,041	38,253	36,740	35,479	34,602	34,240	33,800	32,800	31,900	31,100	30,400	29,700	29,100	28,500	27,900	27,300	26,700	26,100	
White Cards	14,832	14,822	15,041	15,326	17,050	17,682	18,268	19,346	21,055	23,535	25,600	28,300	29,400	30,200	30,900	31,700	32,400	32,900	33,600	34,200	35,000	35,900	
Total Health Treatment Cards	62,239	60,429	58,624	56,987	57,091	55,935	55,008	54,825	55,657	57,775	59,400	61,100	61,400	61,300	61,300	61,400	61,400	61,400	61,400	61,500	61,700	62,000	
Repatriation Pharmaceutical Benefits Cards (Orange Cards)	1,931	1,694	1,460	1,239	1,038	845	670	535	396	344	300	200	200	100	100	100	0	0	0	0	0	0	
Other Income Support Categories:																							
Income Support Supplement	16,460	15,894	15,189	14,379	13,632	12,727	11,935	10,923	10,126	9,745	9,400	8,600	7,900	7,200	6,700	6,200	5,800	5,400	5,100	4,800	4,600	4,400	
Age Pensioners	1,115	1,046	1,008	999	994	1,022	1,054	1,062	1,075	1,152	1,200	1,200	1,200	1,200	1,200	1,200	1,200	1,200	1,200	1,200	1,200	1,200	
Commonwealth Seniors Health Cards	1,338	1,303	1,190	1,146	994	942	855	1,625	856	885	800	800	700	700	600	600	600	600	600	600	600	600	
Defence Force Income Support Supplement (DFISA)	4,995	4,918	4,826	4,771	4,889	5,017	5,117	5,083	5,193	5,370	5,400	5,400	5,400	5,400	5,300	5,300	5,300	5,200	5,200	5,100	5,000	4,900	
Total Income Support Beneficiaries (a)	64,975	62,020	59,045	56,165	53,561	50,921	48,383	45,703	42,771	41,945	40,900	38,700	36,600	34,700	32,900	31,300	29,700	28,300	27,000	25,800	24,600	23,400	
Total Disability Compensation Beneficiaries (b)	54,432	52,866	50,957	49,117	47,598	45,764	44,033	42,608	41,137	40,563	39,800	38,400	37,000	35,700	34,400	33,300	32,200	31,200	30,100	29,200	28,200	27,200	

- (a) - Includes veteran service pensions, dependant service pensions, income support supplement, age pensions, commonwealth seniors health cards and DFISA recipients.
- (b) - Includes disability, war widow, orphan and adequate means of support pensions.



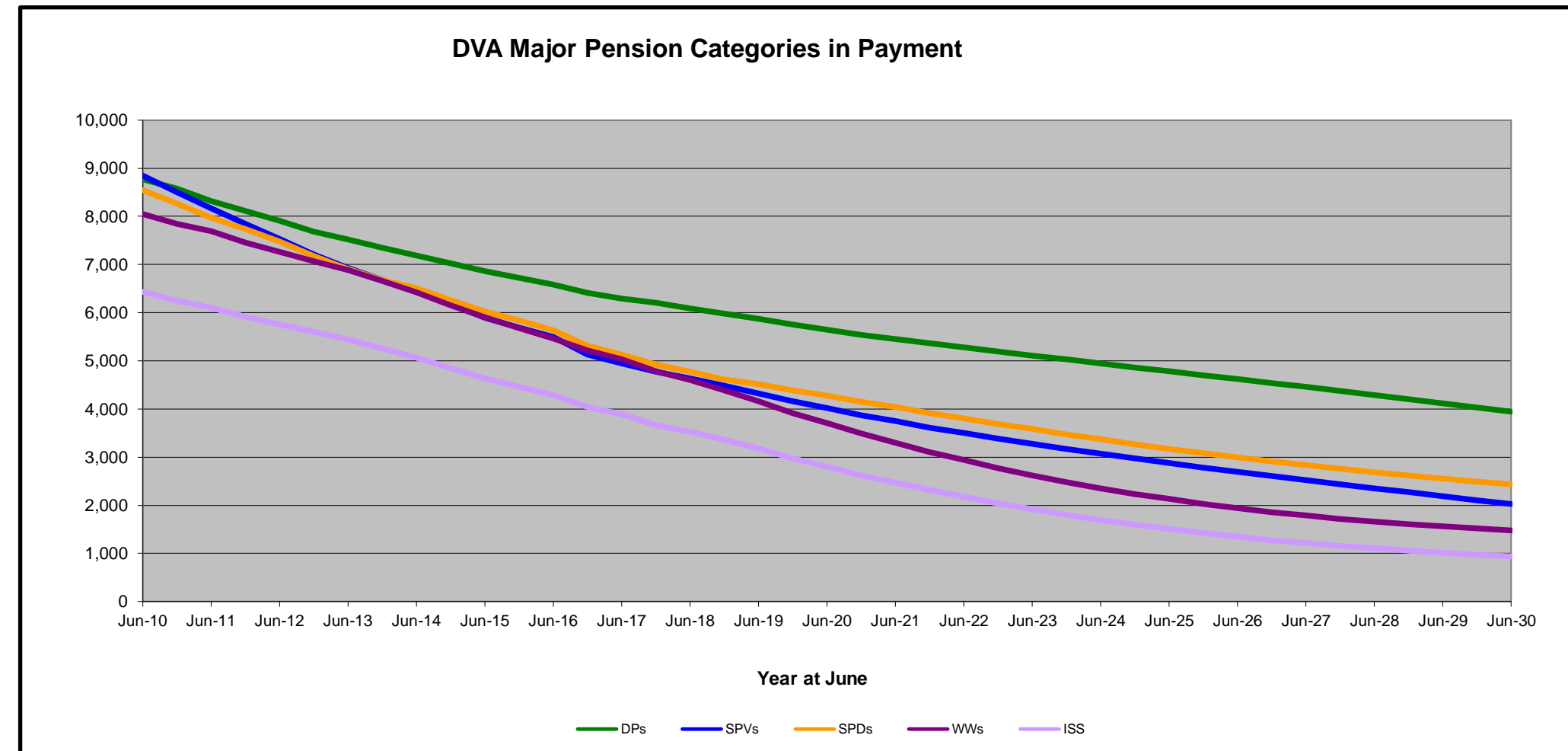
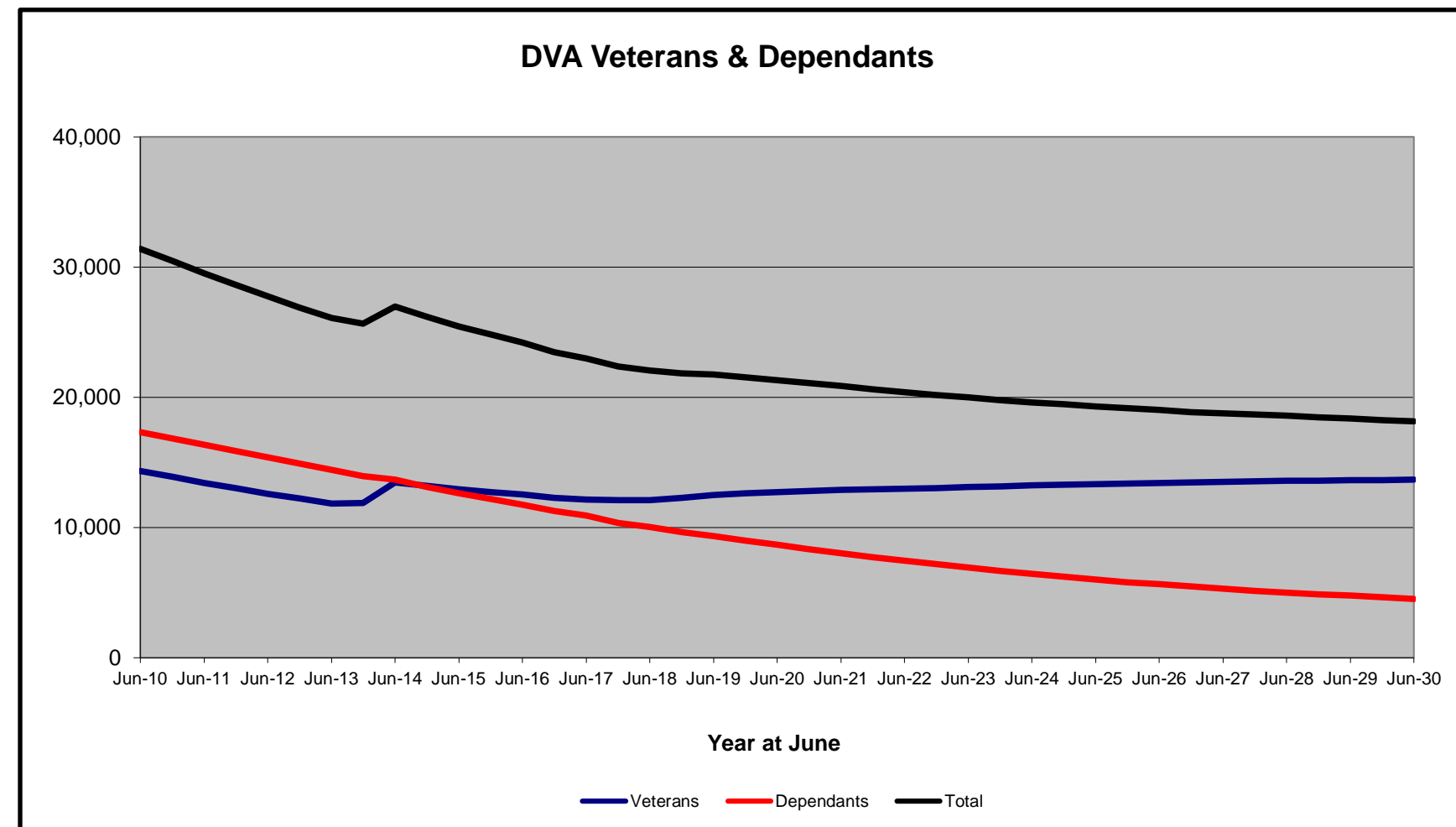
Date of Most Recent Actual Data : 4 January 2019
Date When This Version is Current :

DVA PROJECTED BENEFICIARY NUMBERS WITH ACTUALS TO 31 DECEMBER 2018 - SOUTH AUSTRALIA

Executive Summary of DVA Beneficiaries in Receipt of Pension(s), Allowance(s) or Health Care

BENEFICIARY CATEGORY	ACTUAL DATA										FORECAST DATA												
	June 2010	June 2011	June 2012	June 2013	June 2014	June 2015	June 2016	June 2017	June 2018	Dec 2018	June 2019	June 2020	June 2021	June 2022	June 2023	June 2024	June 2025	June 2026	June 2027	June 2028	June 2029	June 2030	
Veterans :																							
Disability Pensioners in Payment	8,769	8,319	7,906	7,518	7,185	6,866	6,577	6,294	6,088	5,981	5,900	5,600	5,500	5,300	5,100	4,900	4,800	4,600	4,500	4,300	4,100	3,900	
Age Pension Veterans (Included Above)	261	231	204	189	174	157	148	153	147	150	100	100	100	100	100	100	100	100	100	100	100	100	
Service Pension Veterans	8,844	8,165	7,531	6,923	6,452	5,889	5,498	4,942	4,633	4,479	4,300	4,000	3,700	3,500	3,300	3,100	2,900	2,700	2,500	2,400	2,200	2,000	
Disability Pensioner & Service Pension Veteran Overlap	4,903	4,639	4,382	4,109	3,917	3,689	3,518	3,242	3,105	3,037	2,900	2,800	2,600	2,500	2,300	2,200	2,100	2,000	1,800	1,700	1,600	1,500	
Treatment Cards, Allowances or Accepted Disabilities Only	1,649	1,584	1,546	1,520	3,718	3,874	3,967	4,154	4,484	4,840	5,200	5,800	6,300	6,700	7,100	7,400	7,800	8,100	8,400	8,700	8,900	9,200	
MRCA Veterans	n/a	n/a	n/a	n/a	1,042	1,264	1,408	1,576	1,860	1,999	2,200	2,400	2,700	3,000	3,300	3,500	3,800	4,000	4,300	4,500	4,800	5,000	
SRCA Veterans	n/a	n/a	n/a	n/a	3,291	3,341	3,391	3,413	3,441	3,459	3,500	3,500	3,500	3,500	3,500	3,500	3,500	3,500	3,500	3,500	3,500	3,400	
Total Veterans	14,359	13,429	12,601	11,852	13,441	12,940	12,524	12,148	12,100	12,263	12,500	12,700	12,900	13,000	13,100	13,200	13,300	13,400	13,500	13,600	13,600	13,700	
Dependants :																							
Service Pension Dependants	8,537	7,969	7,472	6,902	6,505	6,026	5,638	5,131	4,774	4,616	4,500	4,300	4,000	3,800	3,600	3,400	3,200	3,000	2,800	2,700	2,600	2,400	
War Widow(er)s	8,043	7,687	7,256	6,883	6,423	5,905	5,462	5,036	4,604	4,383	4,200	3,700	3,300	2,900	2,600	2,400	2,100	1,900	1,800	1,700	1,600	1,500	
Orphans	13	14	12	14	12	10	9	8	6	9	10	10	10	10	10	10	10	0	0	0	0	0	
Adequate Means of Support (a)	48	45	45	44	43	43	43	40	38	38	40	40	40	40	30	30	30	30	30	30	30	30	
Age Pension Partners	203	188	167	154	147	130	128	119	116	111	110	100	90	80	80	70	70	60	60	50	50	40	
Commonwealth Seniors Health Cards Dependants	404	396	372	343	295	266	249	348	215	210	200	180	160	150	140	130	120	120	120	120	110	110	
Defence Force Income Support Supplement Dependants	467	440	425	401	372	355	346	326	322	328	330	320	320	310	300	290	280	280	270	260	250	240	
MRCA Dependants	n/a	n/a	n/a	n/a	3	3	3	10	16	19	20	20	20	20	20	20	20	20	20	20	20	20	
Other Dependants	22	20	25	32	156	155	140	148	150	127	140	180	210	230	240	250	260	270	270	260	250	230	
Total Overlap Between Dependant Categories	436	415	386	346	298	258	249	262	208	202	190	160	140	120	110	100	100	90	90	90	80	80	
Total Dependants	17,301	16,344	15,388	14,427	13,658	12,635	11,769	10,904	10,033	9,639	9,300	8,700	8,000	7,500	6,900	6,400	6,000	5,600	5,300	5,000	4,700	4,500	
Total Veterans and Total Dependants Overlap	259	237	216	197	127	112	91	78	72	77	70	60	50	40	40	30	30	30	30	30	20	20	
Nett Total Clients *	31,401	29,536	27,773	26,082	26,972	25,463	24,202	22,974	22,063	21,829	21,700	21,300	20,900	20,400	20,000	19,600	19,300	19,000	18,800	18,600	18,400	18,200	

* - From June 2014 this report contains a more complete count of total DVA clients. The previous count; Net Total Beneficiaries; included all persons receiving a VEA pension/allowance or holding a treatment or pharmaceutical entitlement card. In contrast, the Nett Total Client count also includes any veteran with one or more service related disabilities accepted under the SRCA or the MRCA as well as dependent children of veterans currently receiving student payments under the VCES or MRCAETS.



Date of Most Recent Actual Data : 4 January 2019
Date When This Version is Current :

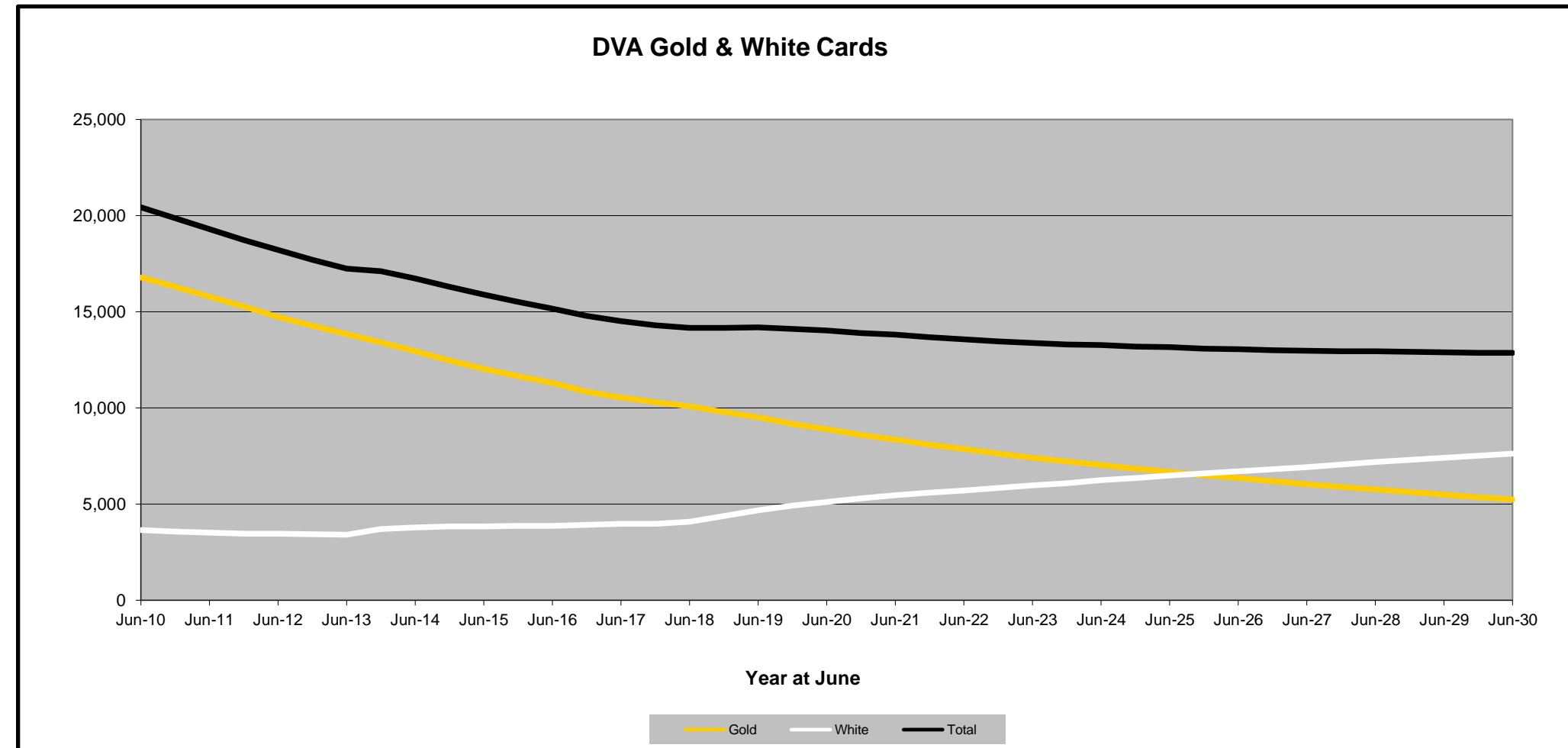
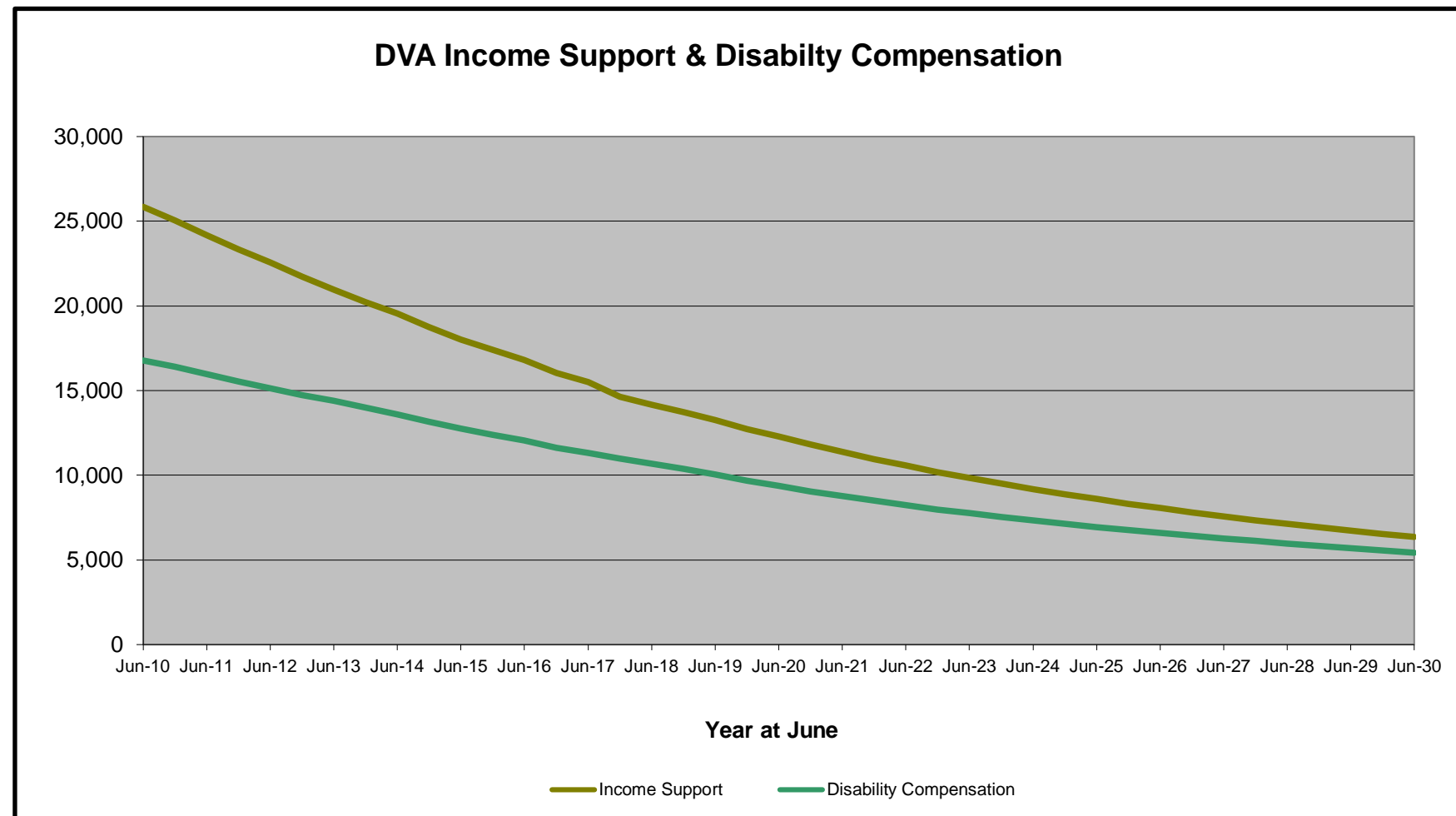
Continued next page

DVA PROJECTED BENEFICIARY NUMBERS WITH ACTUALS TO 31 DECEMBER 2018 - SOUTH AUSTRALIA

Executive Summary of DVA Beneficiaries in Receipt of Pension(s), Allowance(s) or Health Care

BENEFICIARY CATEGORY (Subsets of Net Total Beneficiaries on Previous Page)	ACTUAL DATA											FORECAST DATA											
	June 2010	June 2011	June 2012	June 2013	June 2014	June 2015	June 2016	June 2017	June 2018	Dec 2018	June 2019	June 2020	June 2021	June 2022	June 2023	June 2024	June 2025	June 2026	June 2027	June 2028	June 2029	June 2030	
Health Treatment Card Holders :																							
Gold Cards	16,784	15,781	14,738	13,844	12,949	12,032	11,286	10,543	10,072	9,795	9,500	8,900	8,400	7,900	7,400	7,000	6,700	6,300	6,000	5,800	5,500	5,200	
White Cards	3,643	3,518	3,465	3,405	3,780	3,857	3,870	3,977	4,083	4,379	4,700	5,100	5,500	5,700	6,000	6,200	6,500	6,700	6,900	7,200	7,400	7,600	
Total Health Treatment Cards	20,427	19,299	18,203	17,249	16,729	15,889	15,156	14,520	14,155	14,174	14,200	14,000	13,800	13,600	13,400	13,300	13,100	13,000	13,000	13,000	12,900	12,900	
Repatriation Pharmaceutical Benefits Cards (Orange Cards)	1,397	1,215	1,044	884	748	607	492	396	295	249	200	200	100	100	100	0	0	0	0	0	0	0	
Other Income Support Categories:																							
Income Support Supplement	6,428	6,097	5,752	5,445	5,064	4,636	4,284	3,891	3,528	3,360	3,200	2,800	2,500	2,200	1,900	1,700	1,500	1,400	1,200	1,100	1,000	900	
Age Pensioners	464	419	371	343	322	288	277	274	265	263	300	200	200	200	200	200	200	200	200	200	200	200	
Commonwealth Seniors Health Cards	660	634	576	519	434	390	360	553	318	312	300	300	200	200	200	200	200	200	200	200	200	200	
Defence Force Income Support Supplement (DFISA)	1,257	1,191	1,142	1,067	983	968	944	885	849	883	900	900	800	800	800	800	800	800	800	800	800	800	
Total Income Support Beneficiaries (a)	25,849	24,165	22,565	20,949	19,541	18,003	16,808	15,495	14,181	13,723	13,300	12,300	11,400	10,600	9,900	9,200	8,600	8,100	7,600	7,100	6,700	6,400	
Total Disability Compensation Beneficiaries (b)	16,788	15,986	15,145	14,390	13,598	12,769	12,045	11,337	10,699	10,373	10,000	9,400	8,800	8,200	7,800	7,300	6,900	6,600	6,300	6,000	5,700	5,400	

- (a) - Includes veteran service pensions, dependant service pensions, income support supplement, age pensions, commonwealth seniors health cards and DFISA recipients.
- (b) - Includes disability, war widow, orphan and adequate means of support pensions.



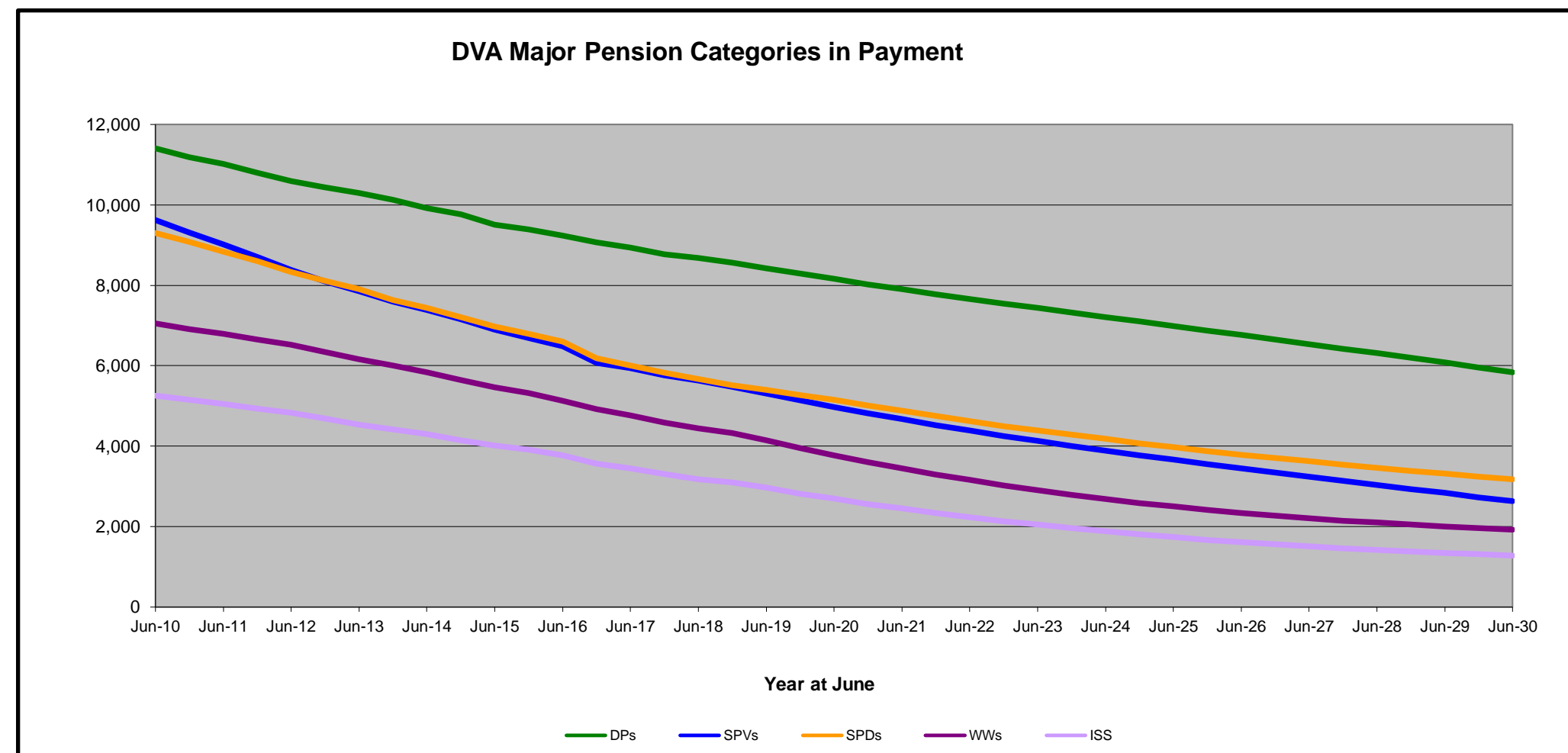
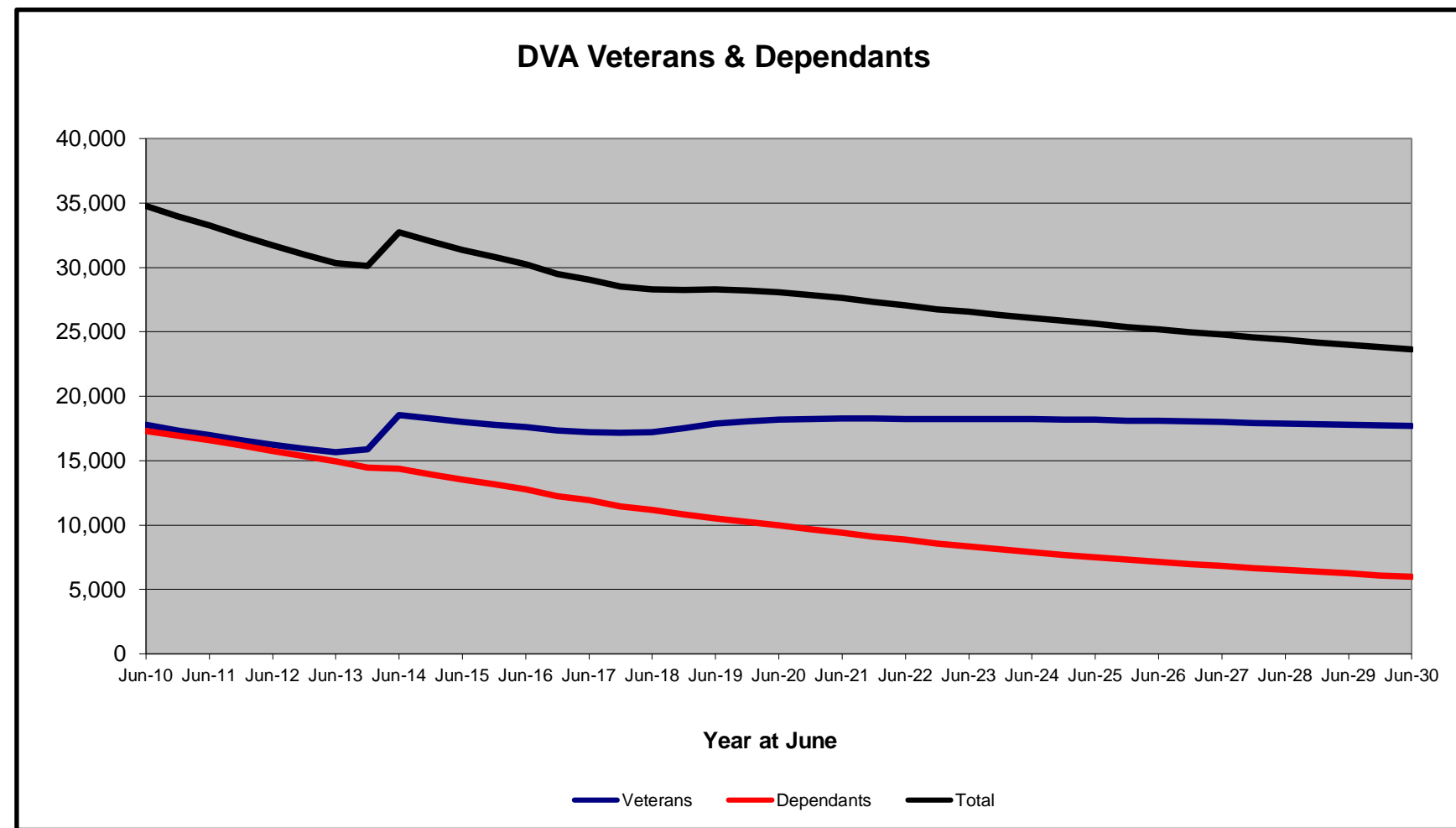
Date of Most Recent Actual Data : 4 January 2019
 Date When This Version is Current :

DVA PROJECTED BENEFICIARY NUMBERS WITH ACTUALS TO 31 DECEMBER 2018 - WESTERN AUSTRALIA

Executive Summary of DVA Beneficiaries in Receipt of Pension(s), Allowance(s) or Health Care

BENEFICIARY CATEGORY	ACTUAL DATA										FORECAST DATA												
	June 2010	June 2011	June 2012	June 2013	June 2014	June 2015	June 2016	June 2017	June 2018	Dec 2018	June 2019	June 2020	June 2021	June 2022	June 2023	June 2024	June 2025	June 2026	June 2027	June 2028	June 2029	June 2030	
Veterans :																							
Disability Pensioners in Payment	11,413	11,025	10,599	10,294	9,927	9,515	9,236	8,940	8,683	8,561	8,400	8,200	7,900	7,700	7,400	7,200	7,000	6,800	6,500	6,300	6,100	5,800	
Age Pension Veterans (Included Above)	227	219	204	201	194	190	196	201	189	187	200	200	200	200	200	200	200	200	200	200	200	200	
Service Pension Veterans	9,630	9,013	8,383	7,859	7,385	6,893	6,487	5,940	5,629	5,471	5,300	5,000	4,700	4,400	4,100	3,900	3,700	3,400	3,200	3,000	2,800	2,600	
Disability Pensioner & Service Pension Veteran Overlap	5,658	5,369	5,083	4,868	4,629	4,380	4,224	3,920	3,782	3,704	3,600	3,400	3,200	3,100	2,900	2,700	2,600	2,400	2,300	2,100	1,900	1,800	
Treatment Cards, Allowances or Accepted Disabilities Only	2,420	2,308	2,345	2,387	5,866	5,963	6,103	6,243	6,693	7,211	7,700	8,500	9,000	9,300	9,600	9,900	10,100	10,300	10,500	10,700	10,800	11,000	
MRCA Veterans	n/a	n/a	n/a	n/a	1,669	1,861	2,091	2,246	2,515	2,767	3,000	3,300	3,600	3,900	4,200	4,500	4,700	4,900	5,200	5,400	5,600	5,800	
SRCA Veterans	n/a	n/a	n/a	n/a	5,680	5,740	5,800	5,781	5,792	5,871	5,900	5,900	5,900	5,900	5,800	5,800	5,800	5,700	5,700	5,600	5,500	5,500	
Total Veterans	17,805	16,977	16,244	15,672	18,551	17,991	17,602	17,203	17,223	17,539	17,900	18,200	18,300	18,300	18,200	18,200	18,200	18,100	18,000	17,900	17,800	17,700	
Dependants :																							
Service Pension Dependants	9,301	8,837	8,334	7,900	7,441	6,981	6,598	6,009	5,669	5,513	5,400	5,200	4,900	4,600	4,400	4,200	4,000	3,800	3,600	3,500	3,300	3,200	
War Widow(er)s	7,052	6,798	6,524	6,163	5,832	5,459	5,129	4,768	4,435	4,319	4,100	3,800	3,500	3,200	2,900	2,700	2,500	2,300	2,200	2,100	2,000	1,900	
Orphans	16	12	6	7	8	10	10	15	15	15	10	10	10	10	10	10	10	10	10	0	0	0	
Adequate Means of Support (a)	32	29	28	27	25	25	24	24	23	22	20	20	20	20	20	20	20	20	20	20	20	20	
Age Pension Partners	199	195	191	176	165	162	162	166	154	156	100	100	100	100	100	100	100	100	100	100	100	100	
Commonwealth Seniors Health Cards Dependants	680	676	623	583	503	496	464	608	433	426	400	400	300	300	300	300	200	200	200	200	200	200	
Defence Force Income Support Supplement Dependants	609	613	589	552	536	521	510	487	477	471	500	500	400	400	400	400	400	300	300	300	300	300	
MRCA Dependants	n/a	n/a	n/a	n/a	21	20	25	23	30	30	30	30	30	30	30	30	30	30	30	30	30	30	
Other Dependants	36	36	50	60	283	272	274	269	284	218	200	300	400	400	400	400	400	500	500	400	400	400	
Total Overlap Between Dependant Categories	619	610	578	532	457	434	415	420	360	356	300	300	300	200	200	200	200	200	200	100	100	100	
Total Dependants	17,306	16,586	15,767	14,936	14,357	13,512	12,781	11,949	11,160	10,814	10,500	10,000	9,400	8,900	8,400	7,900	7,500	7,200	6,800	6,500	6,200	6,000	
Total Veterans and Total Dependants Overlap	340	319	286	264	165	149	133	113	98	98	90	80	70	60	60	50	50	50	50	60	60	60	
Nett Total Clients *	34,771	33,244	31,725	30,344	32,743	31,354	30,250	29,039	28,288	28,262	28,300	28,100	27,600	27,100	26,600	26,100	25,600	25,200	24,800	24,400	24,000	23,600	

* - From June 2014 this report contains a more complete count of total DVA clients. The previous count; Net Total Beneficiaries; included all persons receiving a VEA pension/allowance or holding a treatment or pharmaceutical entitlement card. In contrast, the Nett Total Client count also includes any veteran with one or more service related disabilities accepted under the SRCA or the MRCA as well as dependent children of veterans currently receiving student payments under the VCES or MRCAETS.



Date of Most Recent Actual Data : 4 January 2019
Date When This Version is Current :

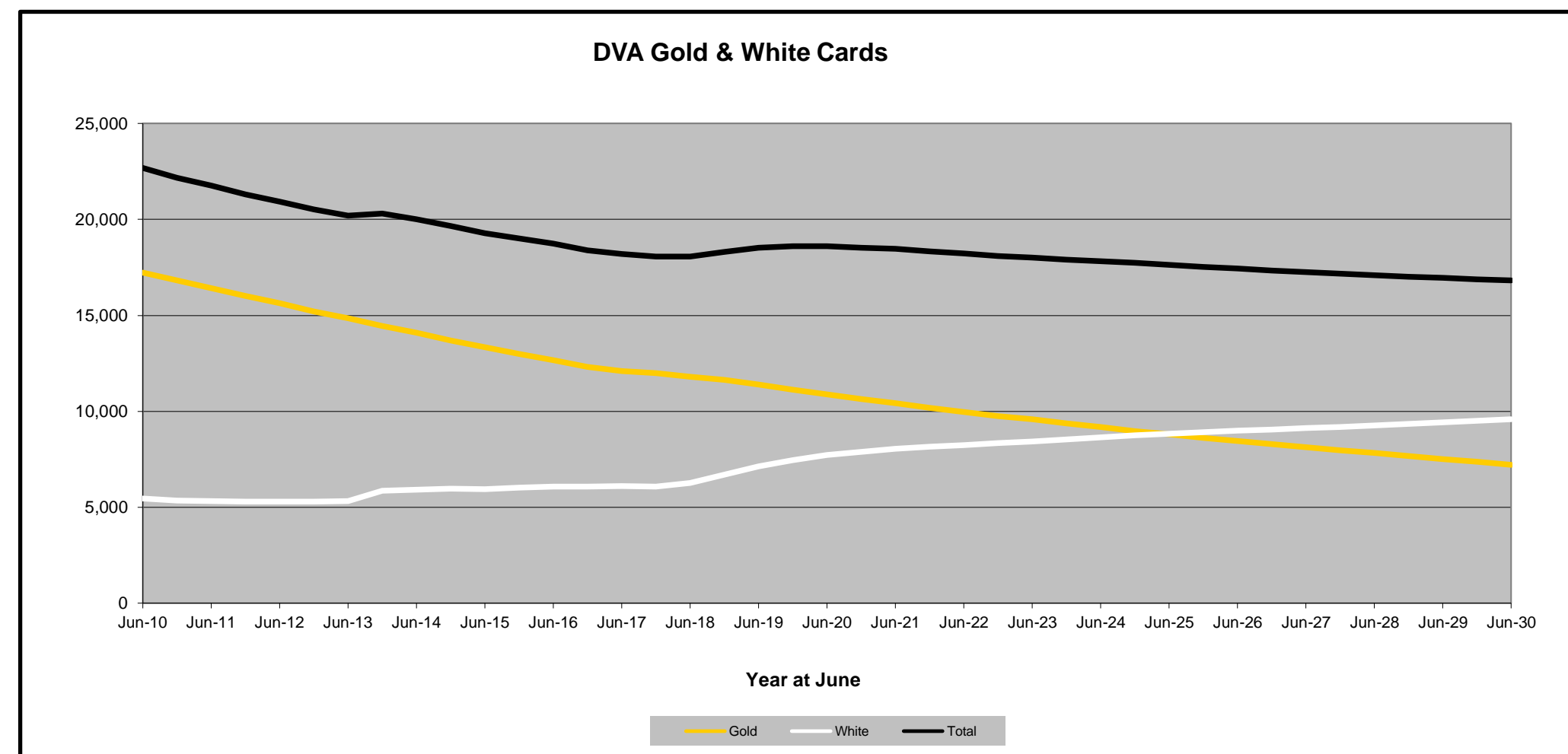
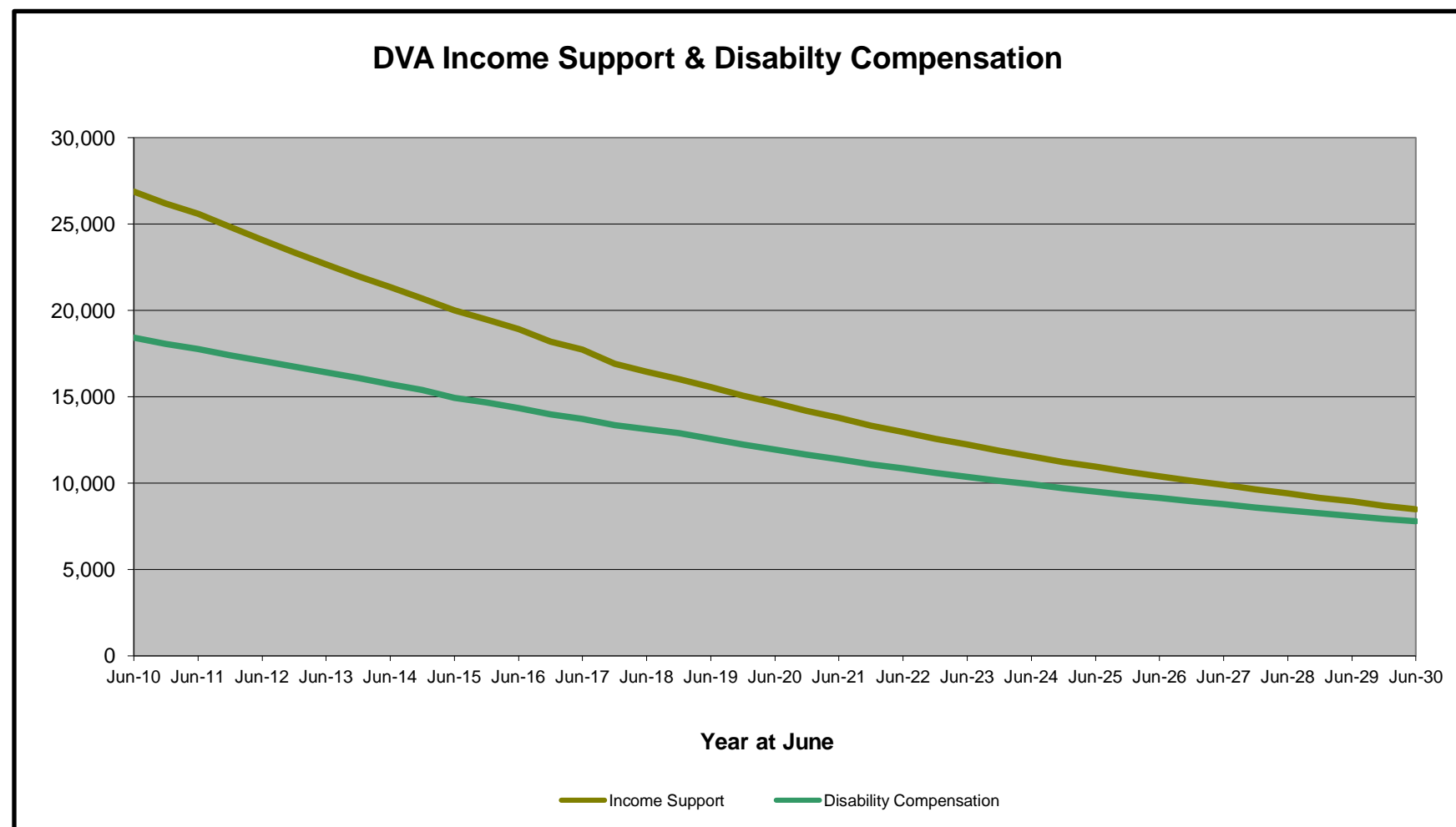
Continued next page

DVA PROJECTED BENEFICIARY NUMBERS WITH ACTUALS TO 31 DECEMBER 2018 - WESTERN AUSTRALIA

Executive Summary of DVA Beneficiaries in Receipt of Pension(s), Allowance(s) or Health Care

BENEFICIARY CATEGORY (Subsets of Net Total Beneficiaries on Previous Page)	ACTUAL DATA											FORECAST DATA											
	June 2010	June 2011	June 2012	June 2013	June 2014	June 2015	June 2016	June 2017	June 2018	Dec 2018	June 2019	June 2020	June 2021	June 2022	June 2023	June 2024	June 2025	June 2026	June 2027	June 2028	June 2029	June 2030	
Health Treatment Card Holders :																							
Gold Cards	17,238	16,428	15,639	14,861	14,099	13,341	12,669	12,114	11,810	11,634	11,400	10,900	10,400	10,000	9,600	9,200	8,800	8,500	8,100	7,800	7,500	7,200	
White Cards	5,458	5,330	5,302	5,331	5,921	5,945	6,088	6,096	6,256	6,688	7,100	7,700	8,000	8,200	8,400	8,700	8,800	9,000	9,100	9,300	9,400	9,600	
Total Health Treatment Cards	22,696	21,758	20,941	20,192	20,020	19,286	18,757	18,210	18,066	18,322	18,500	18,600	18,500	18,200	18,000	17,800	17,600	17,400	17,300	17,100	17,000	16,800	
Repatriation Pharmaceutical Benefits Cards (Orange Cards)	1,375	1,208	1,035	882	758	624	503	391	314	282	200	200	100	100	100	0	0	0	0	0	0	0	
Other Income Support Categories:																							
Income Support Supplement	5,257	5,052	4,835	4,529	4,297	4,014	3,765	3,449	3,178	3,097	3,000	2,700	2,400	2,200	2,000	1,900	1,700	1,600	1,500	1,400	1,300	1,300	
Age Pensioners	426	414	395	377	367	359	365	373	349	348	300	300	300	300	300	300	300	300	300	300	300	300	
Commonwealth Seniors Health Cards	1,072	1,049	972	910	762	700	658	939	615	609	600	500	500	400	400	400	400	300	300	300	300	300	
Defence Force Income Support Supplement (DFISA)	1,502	1,518	1,458	1,380	1,340	1,304	1,300	1,268	1,244	1,229	1,200	1,200	1,200	1,200	1,200	1,100	1,100	1,100	1,100	1,100	1,000	1,000	
Total Income Support Beneficiaries (a)	26,886	25,591	24,096	22,685	21,348	20,014	18,926	17,731	16,456	16,028	15,600	14,600	13,800	13,000	12,200	11,600	10,900	10,400	9,900	9,400	8,900	8,500	
Total Disability Compensation Beneficiaries (b)	18,427	17,779	17,080	16,420	15,727	14,949	14,349	13,705	13,120	12,883	12,600	11,900	11,400	10,800	10,400	9,900	9,500	9,100	8,800	8,400	8,100	7,800	

- (a) - Includes veteran service pensions, dependant service pensions, income support supplement, age pensions, commonwealth seniors health cards and DFISA recipients.
 (b) - Includes disability, war widow, orphan and adequate means of support pensions.



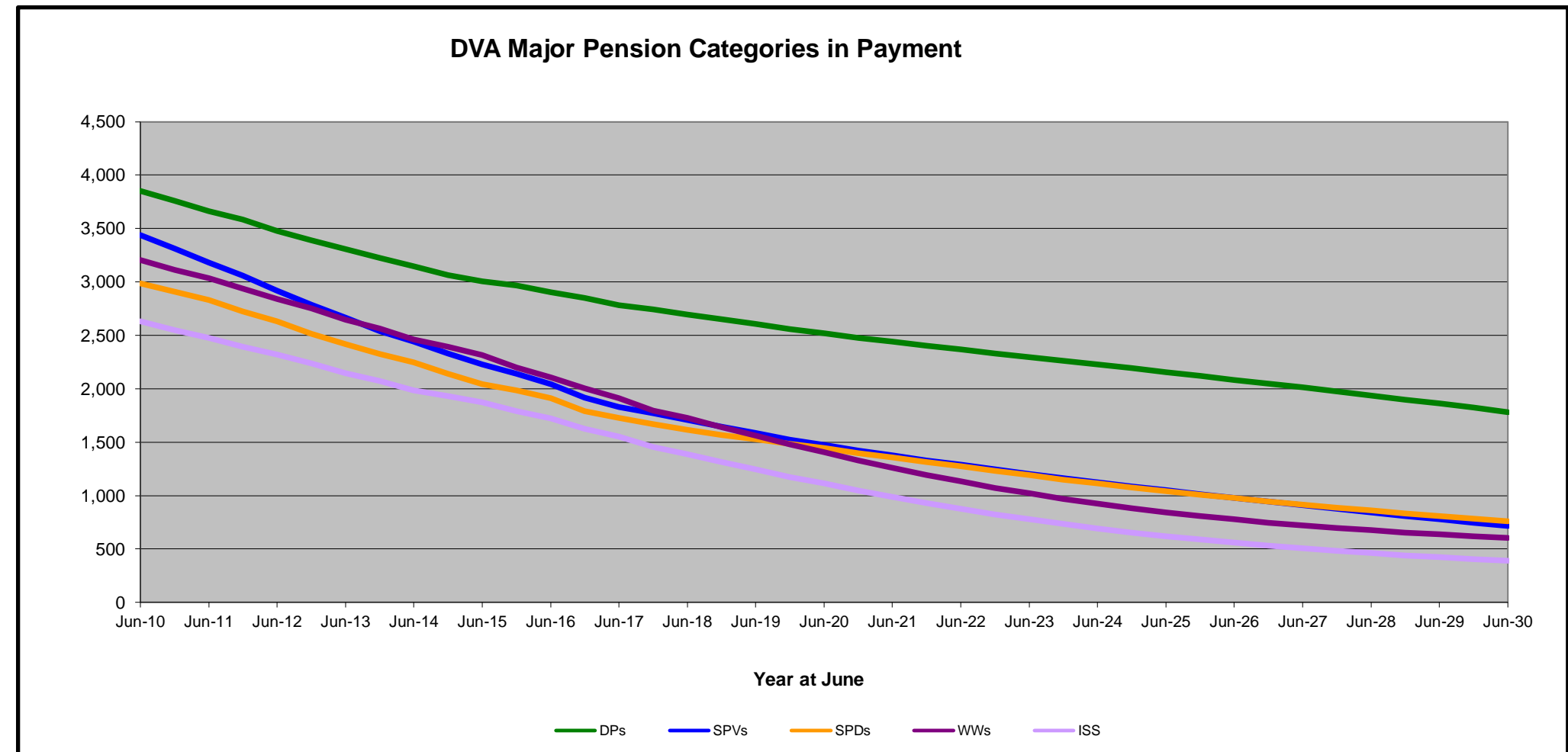
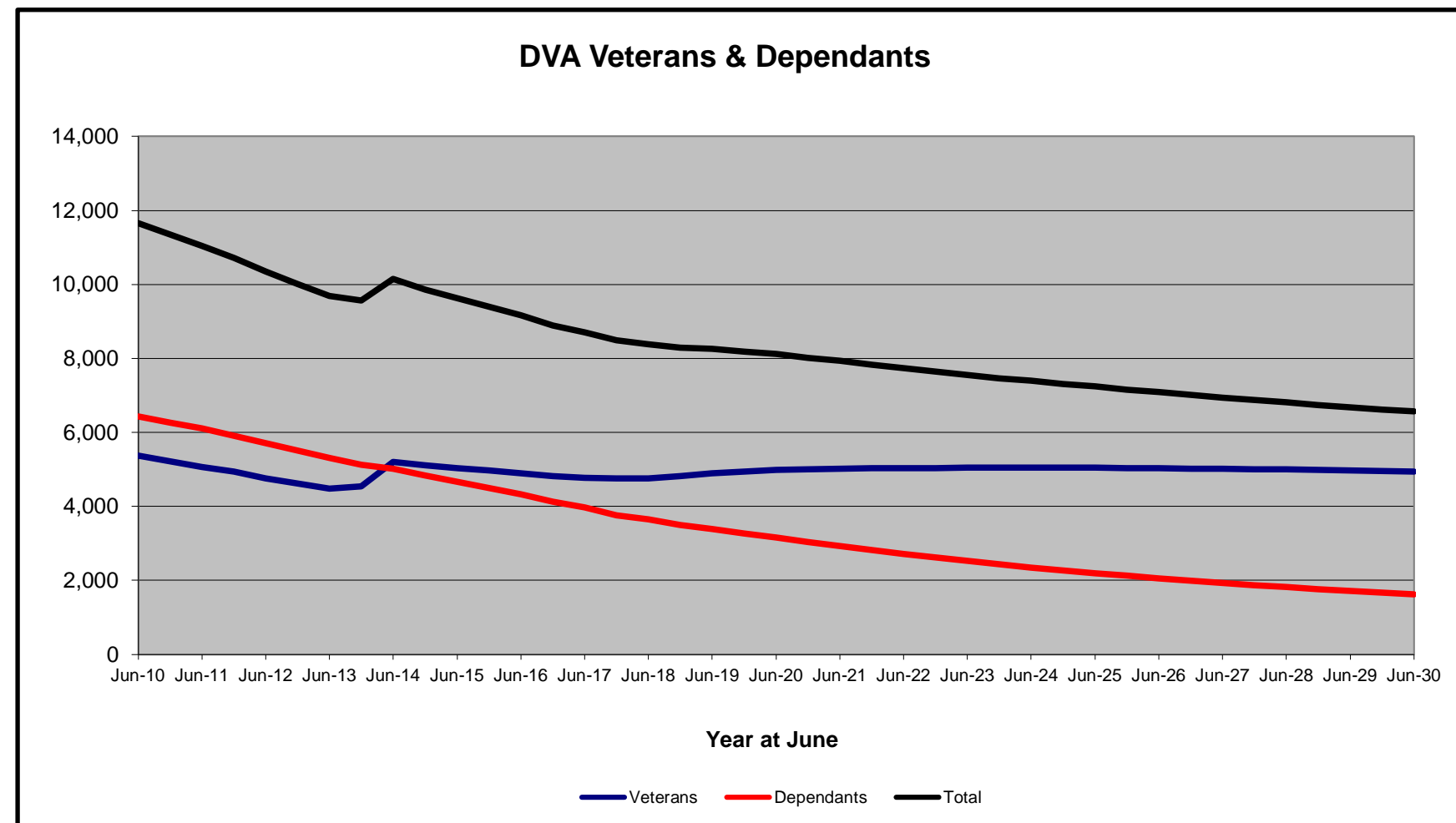
Date of Most Recent Actual Data : 4 January 2019
 Date When This Version is Current :

DVA PROJECTED BENEFICIARY NUMBERS WITH ACTUALS TO 31 DECEMBER 2018 - TASMANIA *

Executive Summary of DVA Beneficiaries in Receipt of Pension(s), Allowance(s) or Health Care

BENEFICIARY CATEGORY	ACTUAL DATA											FORECAST DATA											
	June 2010	June 2011	June 2012	June 2013	June 2014	June 2015	June 2016	June 2017	June 2018	Dec 2018	June 2019	June 2020	June 2021	June 2022	June 2023	June 2024	June 2025	June 2026	June 2027	June 2028	June 2029	June 2030	
Veterans :																							
Disability Pensioners in Payment	3,851	3,664	3,477	3,306	3,144	3,005	2,905	2,783	2,695	2,649	2,600	2,500	2,400	2,400	2,300	2,200	2,200	2,100	2,000	1,900	1,900	1,800	
Age Pension Veterans (Included Above)	64	58	56	56	56	57	56	63	68	64	100	100	100	100	100	100	100	100	100	100	100	100	
Service Pension Veterans	3,440	3,179	2,916	2,666	2,444	2,226	2,045	1,830	1,708	1,644	1,600	1,500	1,400	1,300	1,200	1,100	1,100	1,000	900	800	800	700	
Disability Pensioner & Service Pension Veteran Overlap	2,410	2,259	2,122	1,963	1,818	1,680	1,570	1,429	1,352	1,306	1,300	1,200	1,100	1,100	1,000	900	900	800	800	700	600	600	
Treatment Cards, Allowances or Accepted Disabilities Only	488	482	490	477	1,433	1,487	1,522	1,587	1,709	1,824	2,000	2,200	2,300	2,400	2,500	2,600	2,700	2,800	2,900	2,900	3,000	3,000	
MRCA Veterans	n/a	n/a	n/a	n/a	312	364	421	492	588	631	700	800	900	900	1,000	1,100	1,200	1,200	1,300	1,400	1,500	1,500	
SRCA Veterans	n/a	n/a	n/a	n/a	1,622	1,638	1,671	1,696	1,711	1,732	1,700	1,800	1,800	1,800	1,800	1,800	1,800	1,700	1,700	1,700	1,700	1,700	
Total Veterans	5,369	5,066	4,761	4,486	5,203	5,038	4,902	4,771	4,760	4,811	4,900	5,000	5,000	5,000	5,000	5,000	5,000	5,000	5,000	5,000	5,000	4,900	
Dependants :																							
Service Pension Dependants	2,987	2,829	2,629	2,419	2,247	2,043	1,912	1,729	1,613	1,566	1,500	1,400	1,400	1,300	1,200	1,100	1,000	1,000	900	900	800	800	
War Widow(er)s	3,206	3,034	2,838	2,648	2,462	2,314	2,107	1,913	1,725	1,642	1,600	1,400	1,300	1,100	1,000	900	800	800	700	700	600	600	
Orphans	3	1	1	0	3	3	2	6	5	5	10	10	0	0	0	0	0	0	0	0	0	0	
Adequate Means of Support (a)	23	23	22	22	22	20	20	20	17	17	20	20	20	20	20	20	20	20	20	20	10	10	
Age Pension Partners	42	42	43	41	40	42	41	33	37	34	30	30	30	30	30	30	30	30	30	30	30	20	
Commonwealth Seniors Health Cards Dependants	92	83	80	72	57	54	49	93	57	56	50	50	40	40	30	30	30	30	30	20	20	20	
Defence Force Income Support Supplement Dependants	166	174	176	174	168	166	167	164	166	169	170	160	150	150	150	140	140	130	130	120	120	110	
MRCA Dependants	n/a	n/a	n/a	n/a	0	1	3	3	3	7	10	10	10	10	10	10	10	10	10	10	10	10	
Other Dependants	11	11	11	13	96	88	85	84	95	62	70	90	100	110	110	120	120	120	120	120	110	100	
Total Overlap Between Dependant Categories	92	87	83	76	69	66	62	69	61	57	50	50	40	40	40	30	30	30	30	30	30	30	
Total Dependants	6,438	6,110	5,717	5,313	5,026	4,665	4,324	3,976	3,657	3,501	3,400	3,200	2,900	2,700	2,500	2,400	2,200	2,100	1,900	1,800	1,700	1,600	
Total Veterans and Total Dependants Overlap	151	143	127	109	87	70	56	41	33	29	30	20	20	10	10	10	10	10	10	10	10	10	
Nett Total Clients *	11,656	11,033	10,351	9,690	10,142	9,633	9,170	8,706	8,384	8,284	8,300	8,100	7,900	7,700	7,600	7,400	7,200	7,100	6,900	6,800	6,700	6,600	

* - From June 2014 this report contains a more complete count of total DVA clients. The previous count; Net Total Beneficiaries; included all persons receiving a VEA pension/allowance or holding a treatment or pharmaceutical entitlement card. In contrast, the Nett Total Client count also includes any veteran with one or more service related disabilities accepted under the SRCA or the MRCA as well as dependent children of veterans currently receiving student payments under the VCES or MRCAETS.



Date of Most Recent Actual Data : 4 January 2019
Date When This Version is Current :

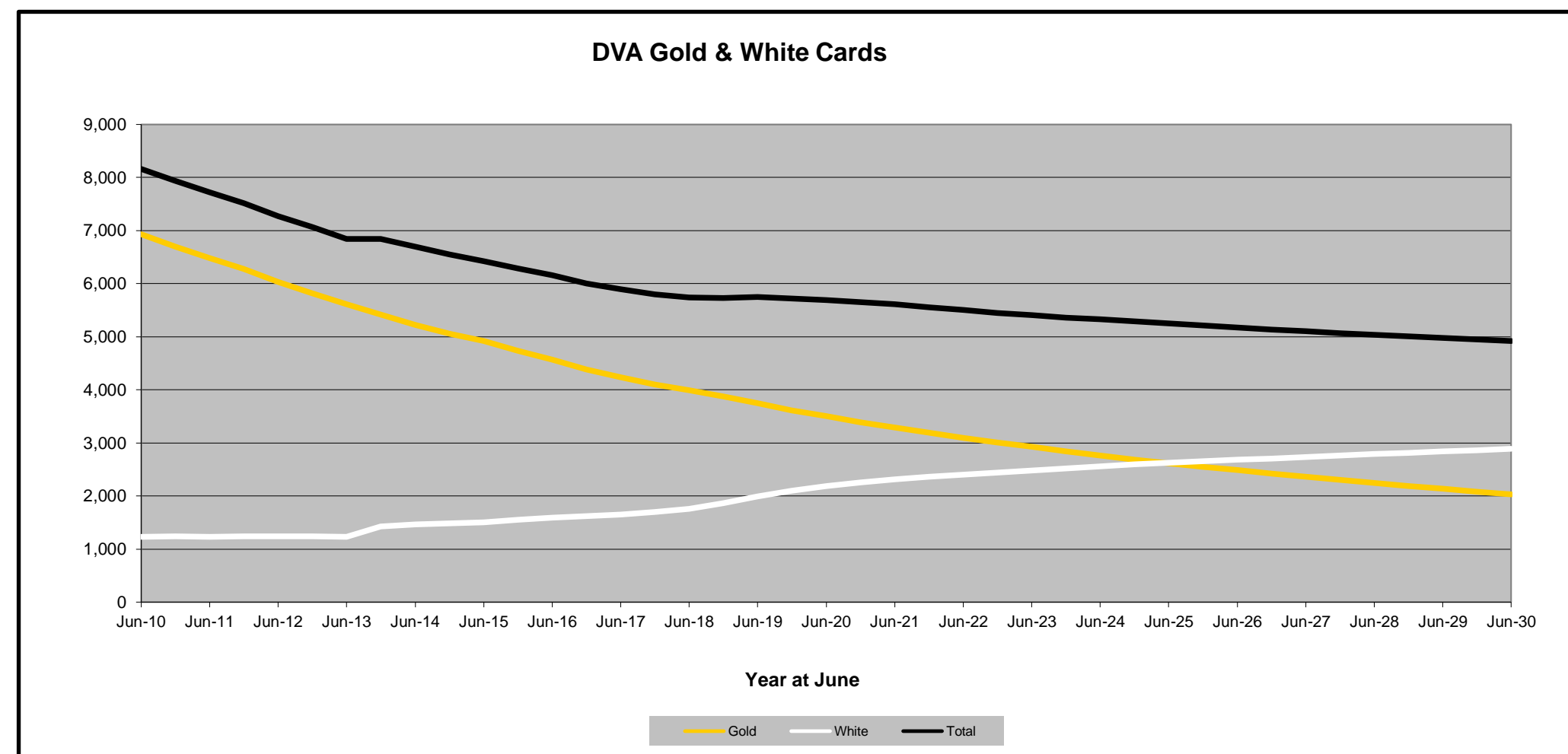
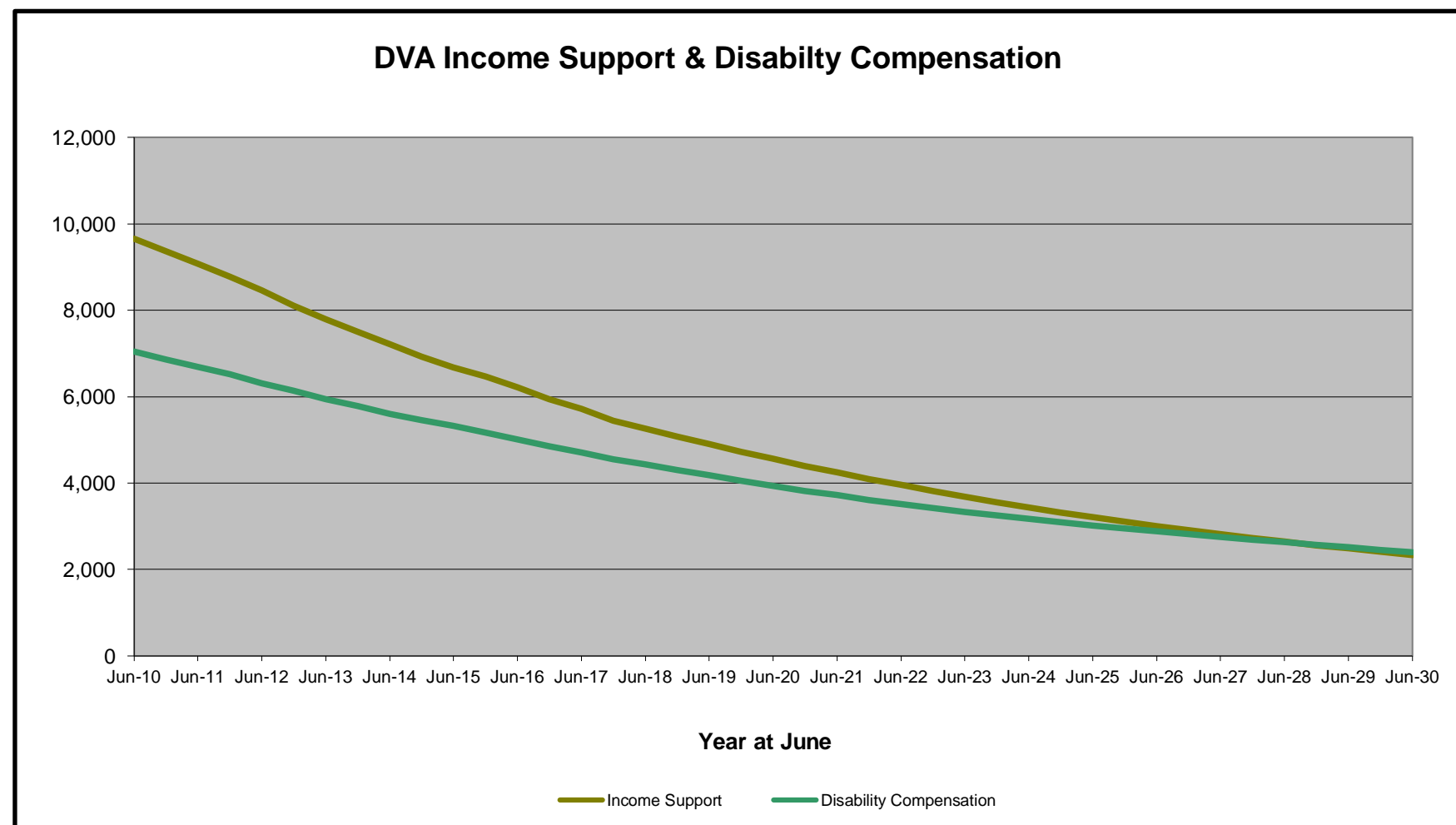
Continued next page

DVA PROJECTED BENEFICIARY NUMBERS WITH ACTUALS TO 31 DECEMBER 2018 - TASMANIA *

Executive Summary of DVA Beneficiaries in Receipt of Pension(s), Allowance(s) or Health Care

BENEFICIARY CATEGORY (Subsets of Net Total Beneficiaries on Previous Page)	ACTUAL DATA											FORECAST DATA												
	June 2010	June 2011	June 2012	June 2013	June 2014	June 2015	June 2016	June 2017	June 2018	June 2018	Dec 2018	June 2019	June 2020	June 2021	June 2022	June 2023	June 2024	June 2025	June 2026	June 2027	June 2028	June 2029	June 2030	
Health Treatment Card Holders :																								
Gold Cards	6,925	6,483	6,030	5,610	5,224	4,916	4,571	4,240	3,988	3,871	3,800	3,500	3,300	3,100	2,900	2,800	2,600	2,500	2,400	2,300	2,100	2,000		
White Cards	1,230	1,237	1,238	1,232	1,469	1,510	1,591	1,651	1,755	1,862	2,000	2,200	2,300	2,400	2,500	2,600	2,600	2,700	2,700	2,800	2,800	2,900		
Total Health Treatment Cards	8,155	7,720	7,268	6,842	6,693	6,426	6,162	5,891	5,743	5,733	5,700	5,700	5,600	5,500	5,400	5,300	5,300	5,200	5,100	5,000	5,000	4,900		
Repatriation Pharmaceutical Benefits Cards (Orange Cards)	293	255	216	184	153	128	100	76	56	47	0	0	0	0	0	0	0	0	0	0	0	0		
Other Income Support Categories:																								
Income Support Supplement	2,633	2,474	2,318	2,144	1,983	1,873	1,723	1,550	1,389	1,315	1,200	1,100	1,000	900	800	700	600	600	500	500	400	400		
Age Pensioners	106	100	99	97	96	100	97	96	105	98	100	90	90	90	90	90	90	90	90	90	90	90		
Commonwealth Seniors Health Cards	162	142	133	112	90	80	73	146	78	77	70	60	60	50	50	50	40	40	40	40	30	30		
Defence Force Income Support Supplement (DFISA)	423	434	442	427	435	435	435	442	449	456	460	450	450	450	440	440	440	440	440	430	430	420		
Total Income Support Beneficiaries (a)	9,661	9,077	8,459	7,790	7,218	6,681	6,211	5,716	5,257	5,077	4,900	4,600	4,200	4,000	3,700	3,400	3,200	3,000	2,800	2,600	2,500	2,300		
Total Disability Compensation Beneficiaries (b)	7,046	6,686	6,310	5,948	5,604	5,319	5,015	4,708	4,432	4,305	4,200	3,900	3,700	3,500	3,300	3,200	3,000	2,900	2,800	2,600	2,500	2,400		

- (a) - Includes veteran service pensions, dependant service pensions, income support supplement, age pensions, commonwealth seniors health cards and DFISA recipients.
- (b) - Includes disability, war widow, orphan and adequate means of support pensions.



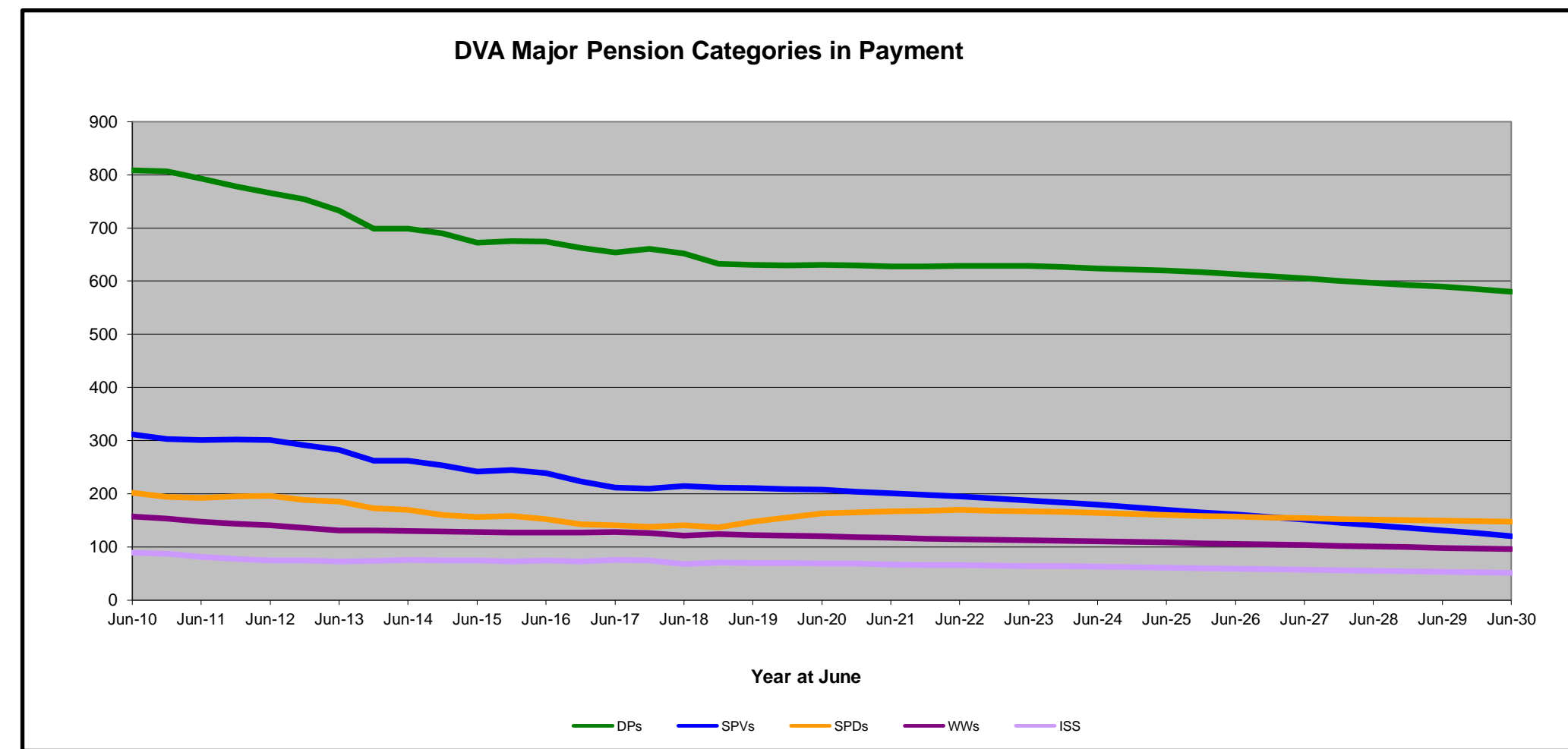
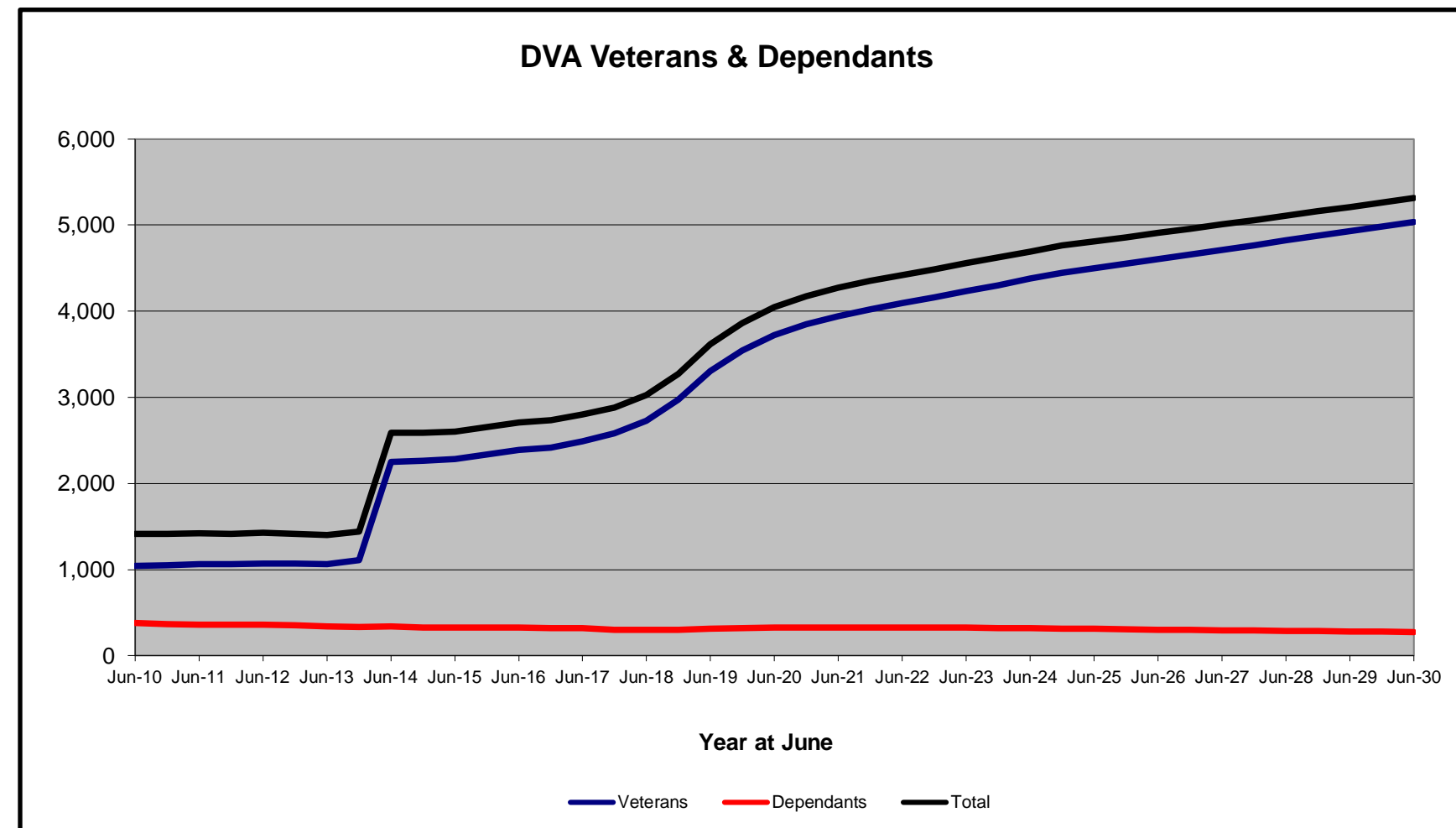
Date of Most Recent Actual Data : 4 January 2019
Date When This Version is Current :

DVA PROJECTED BENEFICIARY NUMBERS WITH ACTUALS TO 31 DECEMBER 2018 - NORTHERN TERRITORY

Executive Summary of DVA Beneficiaries in Receipt of Pension(s), Allowance(s) or Health Care

BENEFICIARY CATEGORY	ACTUAL DATA											FORECAST DATA											
	June 2010	June 2011	June 2012	June 2013	June 2014	June 2015	June 2016	June 2017	June 2018	Dec 2018	June 2019	June 2020	June 2021	June 2022	June 2023	June 2024	June 2025	June 2026	June 2027	June 2028	June 2029	June 2030	
Veterans :																							
Disability Pensioners in Payment	808	793	766	733	699	672	674	654	652	632	630	630	630	630	630	620	620	610	610	600	590	580	
Age Pension Veterans (Included Above)	2	3	3	3	3	4	4	7	6	6	10	10	10	10	10	10	10	10	10	10	10	10	
Service Pension Veterans	312	301	301	283	262	242	239	212	215	212	210	210	200	200	190	180	170	160	150	140	130	120	
Disability Pensioner & Service Pension Veteran Overlap	198	186	188	181	165	156	152	133	137	139	140	130	130	120	110	110	100	90	90	80	80	70	
Treatment Cards, Allowances or Accepted Disabilities Only	123	156	194	228	1,452	1,524	1,627	1,755	1,999	2,266	2,600	3,010	3,240	3,390	3,530	3,690	3,810	3,930	4,050	4,170	4,290	4,410	
MRCA Veterans	n/a	n/a	n/a	n/a	716	798	932	1,038	1,149	1,272	1,390	1,610	1,790	1,940	2,070	2,200	2,320	2,440	2,540	2,650	2,750	2,840	
SRCA Veterans	n/a	n/a	n/a	n/a	1,192	1,182	1,183	1,174	1,151	1,138	1,140	1,140	1,140	1,140	1,130	1,130	1,120	1,120	1,110	1,110	1,100	1,090	
Total Veterans	1,045	1,064	1,073	1,063	2,248	2,282	2,388	2,488	2,729	2,971	3,300	3,720	3,940	4,090	4,230	4,380	4,500	4,610	4,710	4,820	4,930	5,040	
Dependants :																							
Service Pension Dependants	202	192	196	185	170	156	152	141	141	137	150	160	170	170	170	160	160	160	150	150	150	150	
War Widow(er)s	157	148	141	131	130	128	127	128	121	124	120	120	120	110	110	110	110	110	100	100	100	100	
Orphans	0	0	0	0	0	0	0	3	3	2	0	0	0	0	0	0	0	0	0	0	0	0	
Adequate Means of Support (a)	1	1	1	1	1	1	1	1	1	1	0	0	0	0	0	0	0	0	0	0	0	0	
Age Pension Partners	3	5	5	4	3	4	4	4	5	6	10	10	10	10	0	0	0	0	0	0	0	0	
Commonwealth Seniors Health Cards Dependants	17	15	13	14	14	13	13	18	9	9	10	10	10	10	10	10	0	0	0	0	0	0	
Defence Force Income Support Supplement Dependants	12	13	17	18	16	21	26	23	24	25	20	20	20	20	20	20	20	20	10	10	10	10	
MRCA Dependants	n/a	n/a	n/a	n/a	2	1	1	0	0	0	20	20	20	20	20	20	20	20	20	20	10	10	
Other Dependants	1	2	2	2	19	13	11	12	6	8	10	10	20	20	20	20	20	20	20	20	20	20	
Total Overlap Between Dependant Categories	15	14	13	12	12	12	11	10	10	11	10	10	10	10	10	10	10	10	0	0	0	0	
Total Dependants	378	362	362	343	343	325	324	320	300	301	310	330	330	330	330	320	310	300	300	290	280	270	
Total Veterans and Total Dependants Overlap	5	5	4	4	4	4	4	4	2	2	0	0	0	0	0	0	0	0	0	0	0	0	
Nett Total Clients *	1,418	1,421	1,431	1,402	2,587	2,603	2,708	2,804	3,027	3,270	3,610	4,050	4,270	4,420	4,560	4,690	4,810	4,910	5,010	5,110	5,210	5,310	

* - From June 2014 this report contains a more complete count of total DVA clients. The previous count; Net Total Beneficiaries; included all persons receiving a VEA pension/allowance or holding a treatment or pharmaceutical entitlement card. In contrast, the Nett Total Client count also includes any veteran with one or more service related disabilities accepted under the SRCA or the MRCA as well as dependent children of veterans currently receiving student payments under the VCES or MRCAETS.



Date of Most Recent Actual Data : 4 January 2019
Date When This Version is Current :

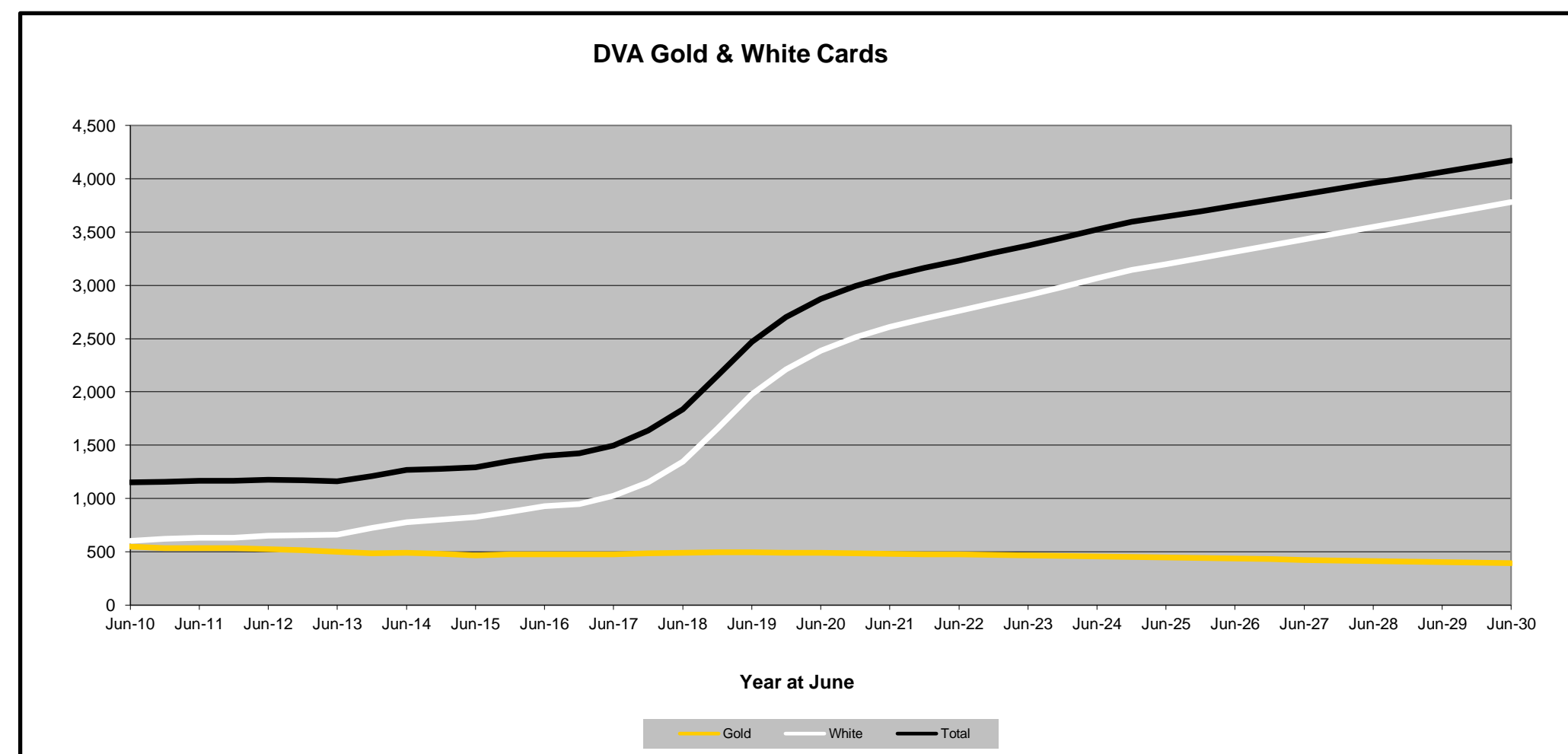
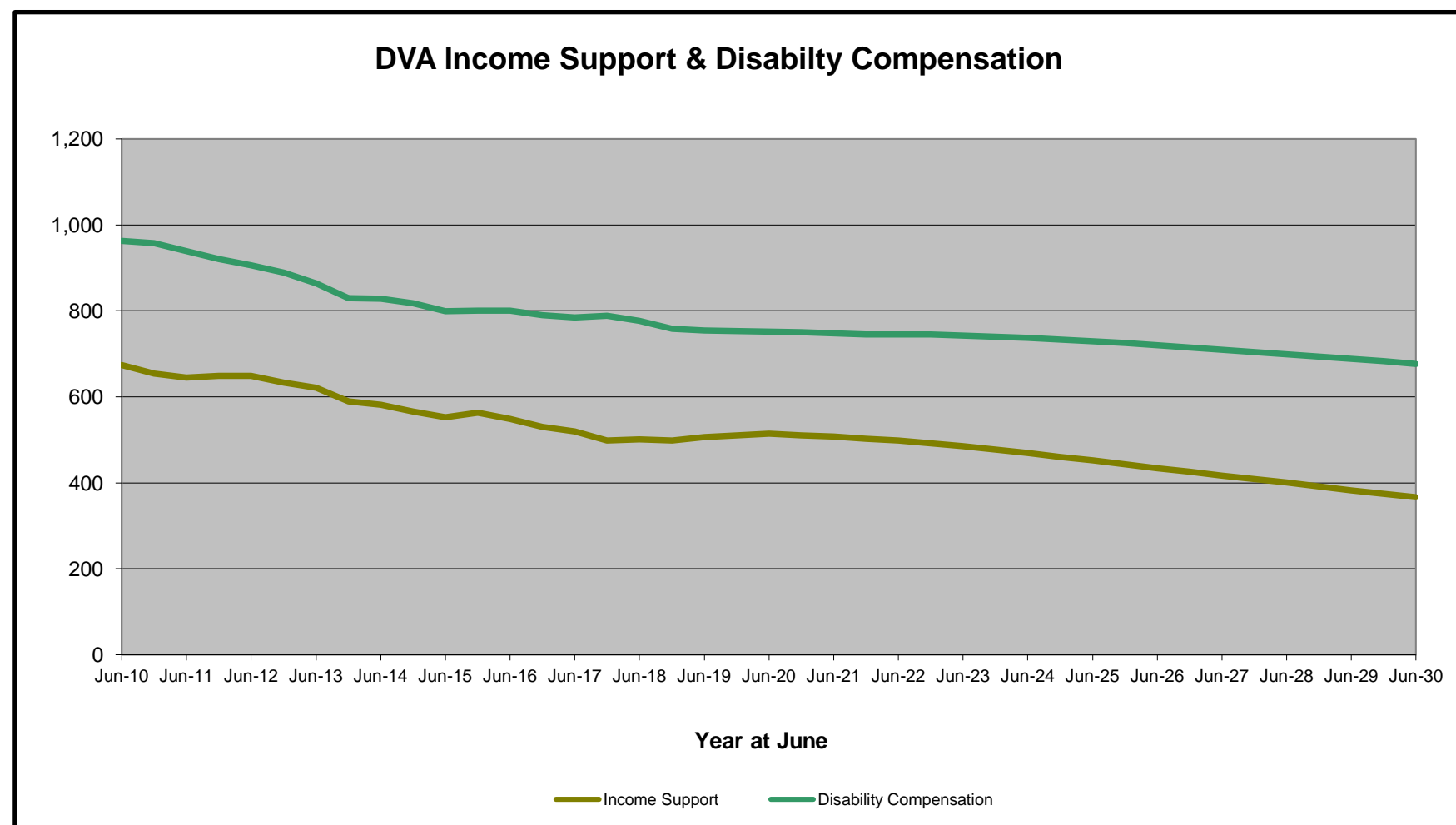
Continued next page

DVA PROJECTED BENEFICIARY NUMBERS WITH ACTUALS TO 31 DECEMBER 2018 - NORTHERN TERRITORY

Executive Summary of DVA Beneficiaries in Receipt of Pension(s), Allowance(s) or Health Care

BENEFICIARY CATEGORY (Subsets of Net Total Beneficiaries on Previous Page)	ACTUAL DATA											FORECAST DATA											
	June 2010	June 2011	June 2012	June 2013	June 2014	June 2015	June 2016	June 2017	June 2018	Dec 2018	June 2019	June 2020	June 2021	June 2022	June 2023	June 2024	June 2025	June 2026	June 2027	June 2028	June 2029	June 2030	
Health Treatment Card Holders :																							
Gold Cards	548	532	525	498	490	465	476	474	491	496	490	490	480	470	470	460	450	440	420	410	400	390	
White Cards	602	632	648	661	777	826	925	1,023	1,346	1,653	1,980	2,380	2,610	2,760	2,910	3,070	3,200	3,310	3,430	3,550	3,670	3,780	
Total Health Treatment Cards	1,150	1,164	1,173	1,159	1,267	1,291	1,401	1,497	1,837	2,149	2,470	2,870	3,090	3,230	3,370	3,520	3,650	3,750	3,850	3,960	4,070	4,170	
Repatriation Pharmaceutical Benefits Cards (Orange Cards)	20	18	18	14	10	7	7	4	4	3	0	0	0	0	0	0	0	0	0	0	0	0	
Other Income Support Categories:																							
Income Support Supplement	89	81	75	73	76	75	75	76	68	71	70	70	70	70	60	60	60	60	60	60	50	50	
Age Pensioners	5	8	8	7	6	8	8	11	11	12	10	10	10	10	10	10	10	10	10	10	10	10	
Commonwealth Seniors Health Cards	29	26	23	26	25	23	22	33	16	14	10	10	10	10	10	10	10	10	10	10	0	0	
Defence Force Income Support Supplement (DFISA)	40	41	50	51	47	55	58	54	60	63	60	60	60	60	50	50	50	50	50	40	40	40	
Total Income Support Beneficiaries (a)	674	645	650	621	582	553	548	520	501	499	510	510	510	500	480	470	450	430	420	400	380	370	
Total Disability Compensation Beneficiaries (b)	963	939	910	863	828	799	800	784	776	758	750	750	750	750	740	740	730	720	710	700	690	680	

- (a) - Includes veteran service pensions, dependant service pensions, income support supplement, age pensions, commonwealth seniors health cards and DFISA recipients.
 (b) - Includes disability, war widow, orphan and adequate means of support pensions.



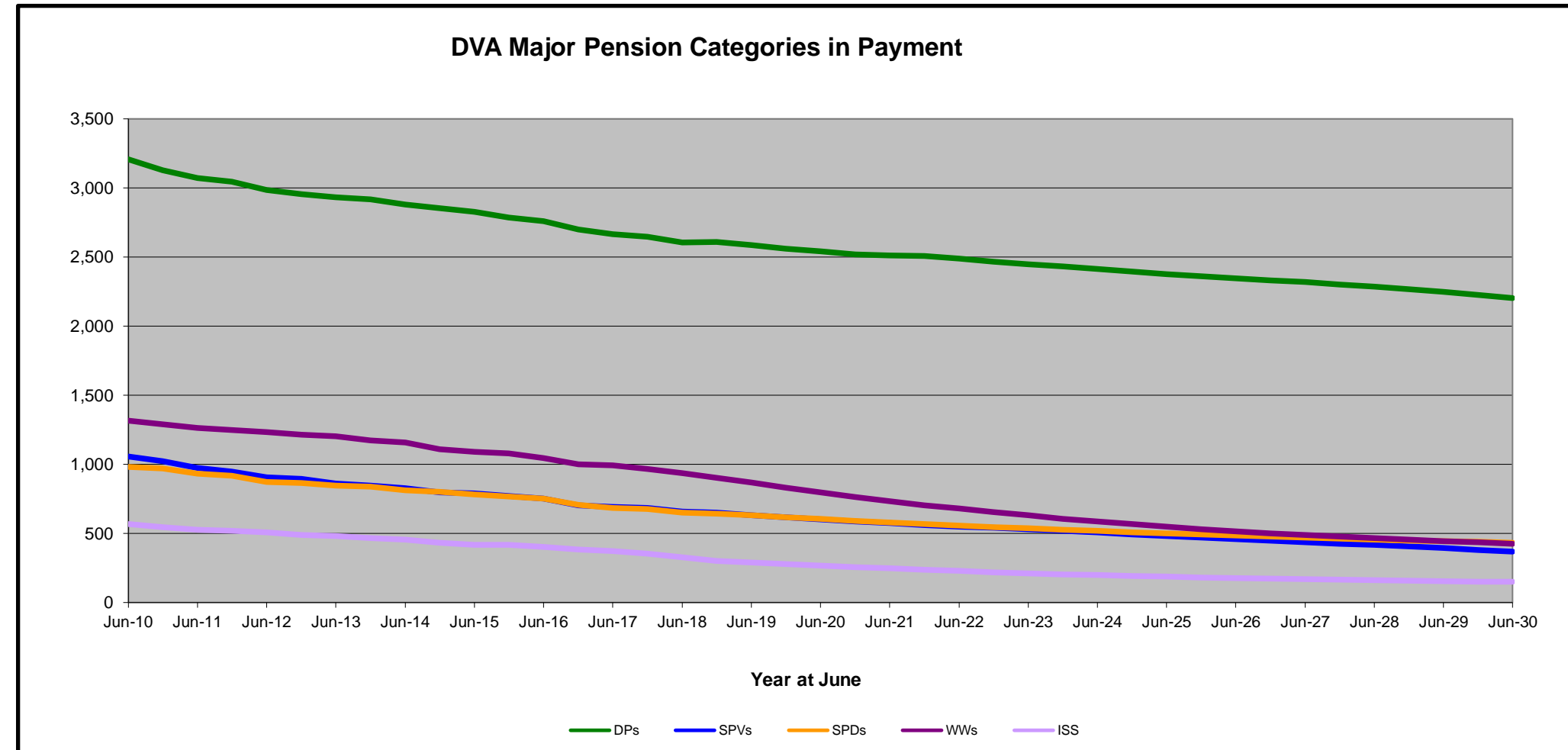
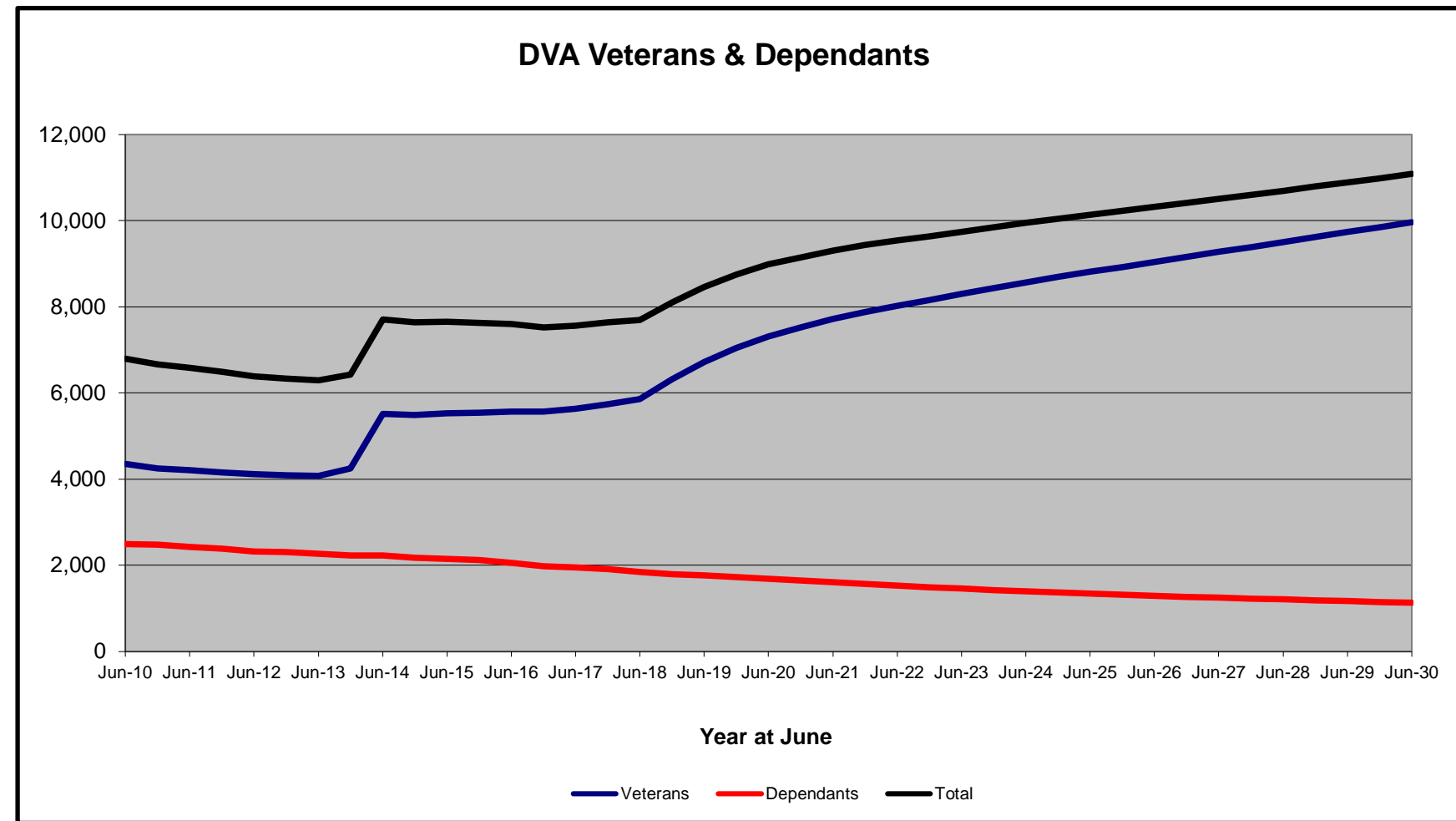
Date of Most Recent Actual Data : 4 January 2019
 Date When This Version is Current :

DVA PROJECTED BENEFICIARY NUMBERS WITH ACTUALS TO 31 DECEMBER 2018 - AUSTRALIAN CAPITAL TERRITORY

Executive Summary of DVA Beneficiaries in Receipt of Pension(s), Allowance(s) or Health Care

BENEFICIARY CATEGORY	ACTUAL DATA											FORECAST DATA											
	June 2010	June 2011	June 2012	June 2013	June 2014	June 2015	June 2016	June 2017	June 2018	Dec 2018	June 2019	June 2020	June 2021	June 2022	June 2023	June 2024	June 2025	June 2026	June 2027	June 2028	June 2029	June 2030	
Veterans :																							
Disability Pensioners in Payment	3,204	3,072	2,984	2,932	2,879	2,827	2,758	2,663	2,606	2,608	2,600	2,500	2,500	2,500	2,400	2,400	2,400	2,300	2,300	2,300	2,200	2,200	
Age Pension Veterans (Included Above)	22	22	24	25	26	25	28	23	22	21	20	20	20	20	20	20	20	20	20	10	10	10	
Service Pension Veterans	1,057	974	905	860	829	788	754	692	660	650	600	600	600	500	500	500	500	400	400	400	400	400	
Disability Pensioner & Service Pension Veteran Overlap	707	656	617	580	565	547	533	489	470	466	450	430	410	380	370	350	330	310	290	270	250	230	
Treatment Cards, Allowances or Accepted Disabilities Only	803	821	836	867	2,364	2,461	2,589	2,769	3,060	3,528	3,950	4,600	5,030	5,370	5,680	5,990	6,280	6,540	6,810	7,070	7,350	7,620	
MRCA Veterans	n/a	n/a	n/a	n/a	714	824	953	1,126	1,319	1,455	1,600	1,890	2,140	2,380	2,610	2,820	3,030	3,220	3,410	3,590	3,780	3,970	
SRCA Veterans	n/a	n/a	n/a	n/a	2,492	2,533	2,539	2,550	2,556	2,599	2,610	2,640	2,660	2,660	2,660	2,670	2,660	2,660	2,650	2,640	2,630	2,620	
Total Veterans	4,357	4,211	4,108	4,079	5,507	5,529	5,568	5,635	5,856	6,320	6,700	7,300	7,700	8,000	8,300	8,600	8,800	9,000	9,300	9,500	9,700	10,000	
Dependants :																							
Service Pension Dependants	981	934	873	846	812	784	754	683	652	643	630	610	580	560	540	520	500	490	470	460	440	430	
War Widow(er)s	1,314	1,265	1,233	1,203	1,158	1,089	1,044	994	936	902	900	800	700	700	600	600	600	500	500	500	400	400	
Orphans	6	8	8	7	7	3	4	3	4	4	0	0	0	0	0	0	0	0	0	0	0	0	
Adequate Means of Support (a)	6	6	6	6	6	6	5	4	4	4	0	0	0	0	0	0	0	0	0	0	0	0	
Age Pension Partners	14	13	14	15	17	18	19	20	21	20	0	0	0	0	0	0	0	0	0	0	0	0	
Commonwealth Seniors Health Cards Dependants	116	126	122	124	104	97	87	105	85	86	100	100	100	100	100	100	100	0	0	0	0	0	
Defence Force Income Support Supplement Dependants	113	117	116	121	115	135	127	119	117	116	120	120	120	110	110	100	90	80	70	70	60	50	
MRCA Dependants	n/a	n/a	n/a	n/a	8	9	10	14	18	19	0	0	0	0	0	0	0	0	0	0	0	0	
Other Dependants	11	20	21	15	59	60	53	49	57	45	100	100	100	100	100	100	100	200	200	200	200	200	
Total Overlap Between Dependant Categories	68	70	72	72	59	53	54	48	47	46	40	40	40	30	30	30	30	30	30	20	20	20	
Total Dependants	2,493	2,419	2,321	2,265	2,227	2,148	2,049	1,943	1,847	1,793	1,800	1,700	1,600	1,500	1,500	1,400	1,300	1,300	1,200	1,200	1,200	1,100	
Total Veterans and Total Dependants Overlap	60	51	48	47	23	19	15	16	16	19	20	20	20	20	20	10	10	10	10	10	10	10	
Nett Total Clients *	6,790	6,579	6,381	6,297	7,711	7,658	7,602	7,562	7,687	8,095	8,500	9,000	9,300	9,500	9,700	9,900	10,100	10,300	10,500	10,700	10,900	11,100	

* - From June 2014 this report contains a more complete count of total DVA clients. The previous count; Net Total Beneficiaries; included all persons receiving a VEA pension/allowance or holding a treatment or pharmaceutical entitlement card. In contrast, the Nett Total Client count also includes any veteran with one or more service related disabilities accepted under the SRCA or the MRCA as well as dependent children of veterans currently receiving student payments under the VCES or MRCAETS.



Date of Most Recent Actual Data : 4 January 2019
Date When This Version is Current :

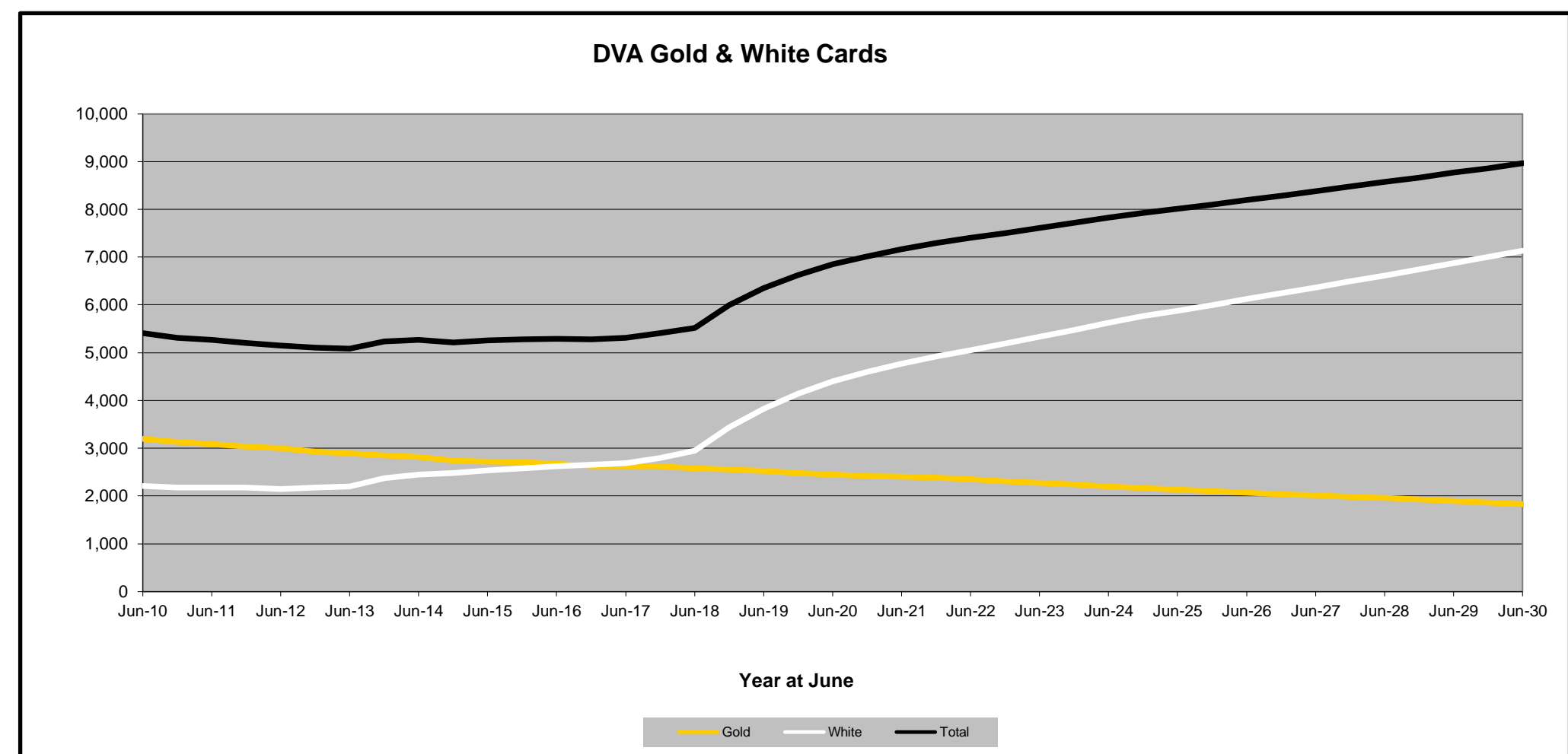
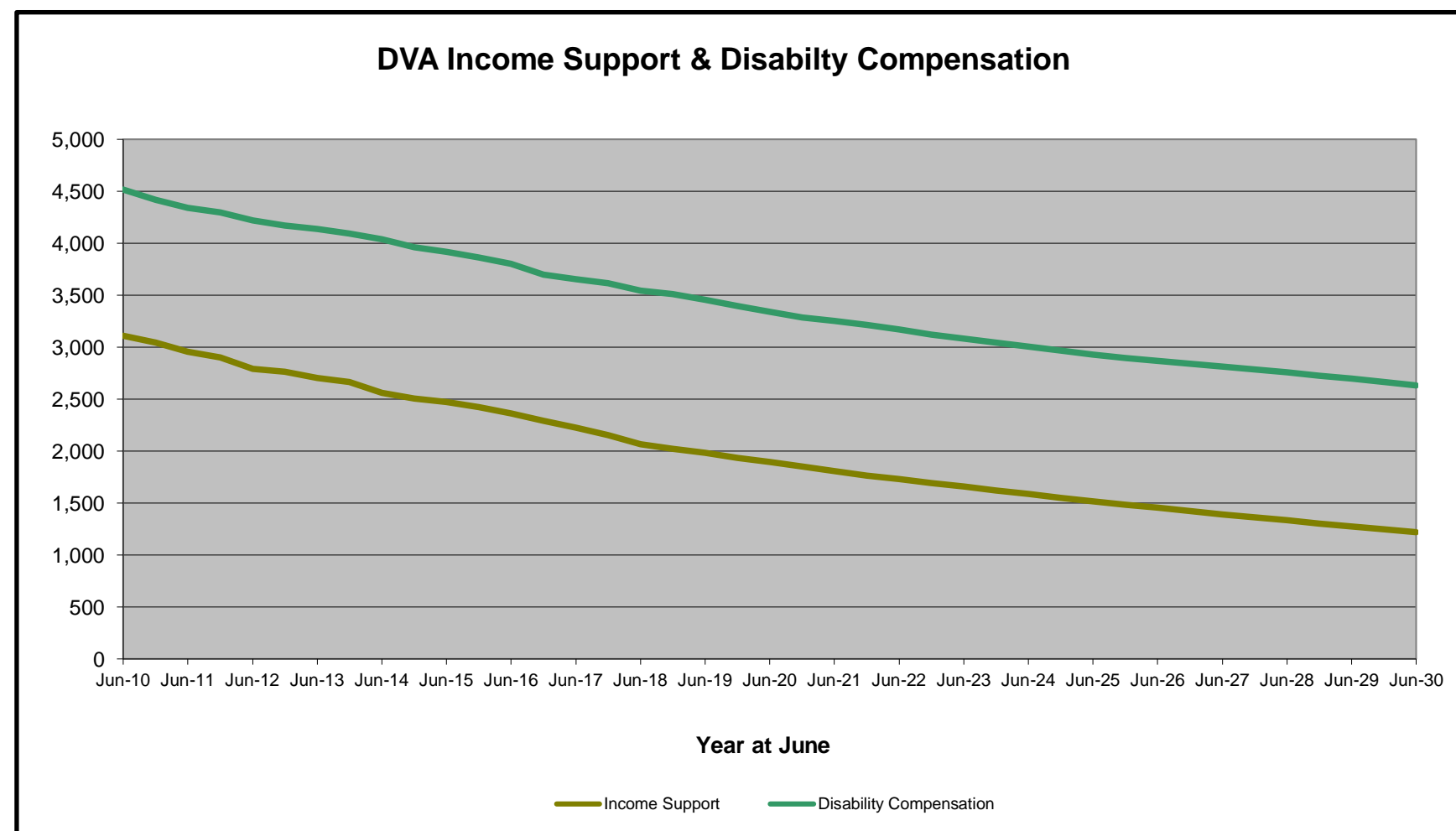
Continued next page

DVA PROJECTED BENEFICIARY NUMBERS WITH ACTUALS TO 31 DECEMBER 2018 - AUSTRALIAN CAPITAL TERRITORY

Executive Summary of DVA Beneficiaries in Receipt of Pension(s), Allowance(s) or Health Care

BENEFICIARY CATEGORY (Subsets of Net Total Beneficiaries on Previous Page)	ACTUAL DATA											FORECAST DATA											
	June 2010	June 2011	June 2012	June 2013	June 2014	June 2015	June 2016	June 2017	June 2018	June 2018	Dec 2018	June 2019	June 2020	June 2021	June 2022	June 2023	June 2024	June 2025	June 2026	June 2027	June 2028	June 2029	June 2030
Health Treatment Card Holders :																							
Gold Cards	3,195	3,085	2,996	2,889	2,819	2,721	2,673	2,623	2,574	2,556	2,500	2,400	2,400	2,300	2,300	2,200	2,100	2,100	2,000	2,000	1,900	1,800	
White Cards	2,209	2,180	2,149	2,197	2,449	2,532	2,621	2,683	2,948	3,435	3,800	4,400	4,800	5,100	5,300	5,600	5,900	6,100	6,400	6,600	6,900	7,100	
Total Health Treatment Cards	5,404	5,265	5,145	5,086	5,268	5,253	5,294	5,306	5,522	5,991	6,300	6,800	7,200	7,400	7,600	7,800	8,000	8,200	8,400	8,600	8,800	9,000	
Repatriation Pharmaceutical Benefits Cards (Orange Cards)	148	120	106	94	78	64	50	34	27	24	0	0	0	0	0	0	0	0	0	0	0	0	
Other Income Support Categories:																							
Income Support Supplement	568	525	507	481	456	419	402	373	328	302	290	270	250	230	210	200	190	180	170	160	160	150	
Age Pensioners	36	35	38	40	43	43	47	43	43	41	40	40	40	30	30	30	30	30	30	30	30	20	
Commonwealth Seniors Health Cards	247	266	247	246	201	184	166	210	160	162	200	100	100	100	100	100	100	100	100	100	100	100	
Defence Force Income Support Supplement (DFISA)	254	255	255	266	258	287	282	258	255	257	300	300	300	300	200	200	200	200	200	200	200	200	
Total Income Support Beneficiaries (a)	3,112	2,958	2,791	2,703	2,563	2,471	2,363	2,227	2,066	2,023	2,000	1,900	1,800	1,700	1,700	1,600	1,500	1,500	1,400	1,300	1,300	1,200	
Total Disability Compensation Beneficiaries (b)	4,515	4,340	4,221	4,137	4,039	3,916	3,803	3,656	3,543	3,512	3,500	3,300	3,300	3,200	3,100	3,000	2,900	2,900	2,800	2,800	2,700	2,600	

- (a) - Includes veteran service pensions, dependant service pensions, income support supplement, age pensions, commonwealth seniors health cards and DFISA recipients.
- (b) - Includes disability, war widow, orphan and adequate means of support pensions.



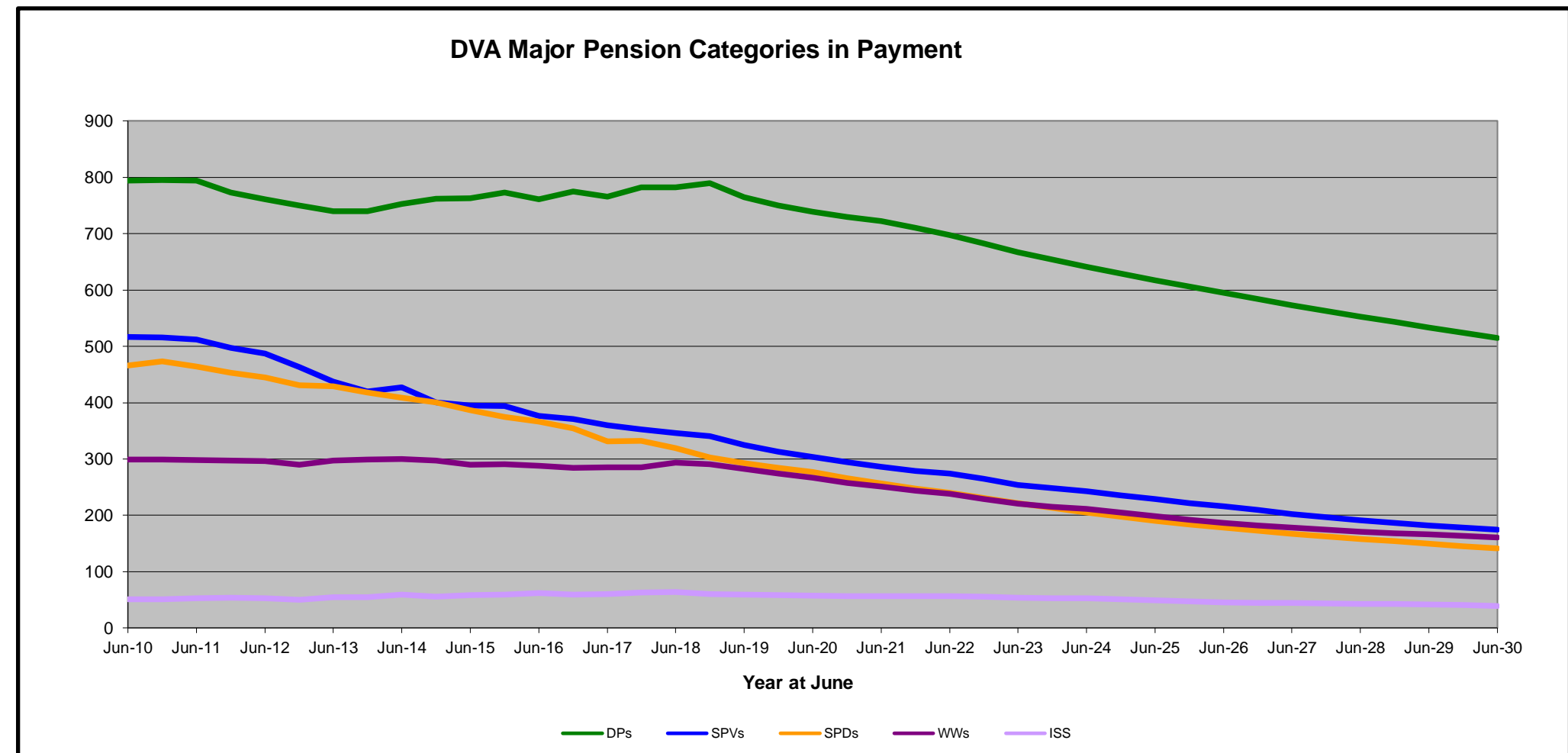
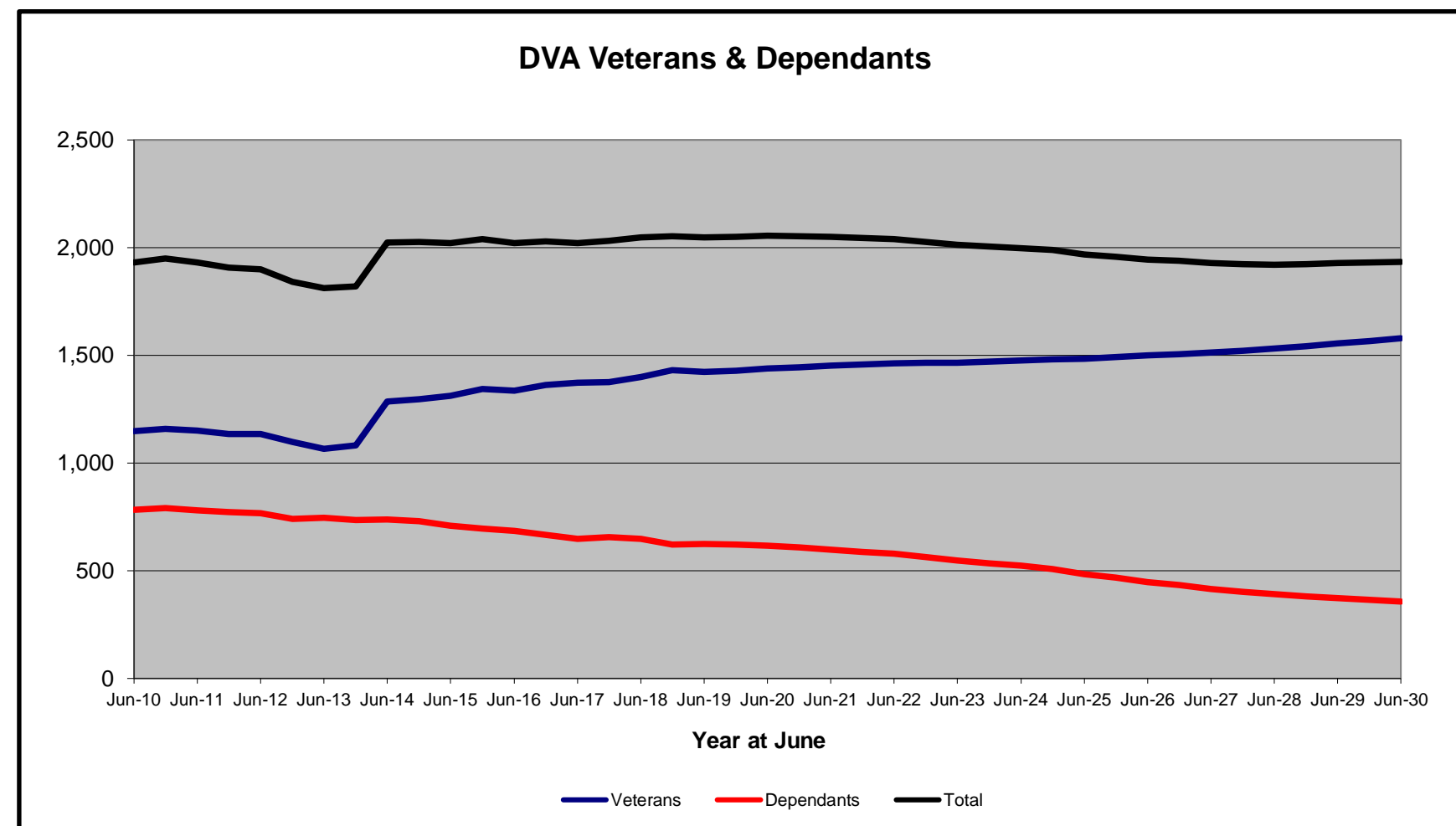
Date of Most Recent Actual Data : 4 January 2019
 Date When This Version is Current :

DVA PROJECTED BENEFICIARY NUMBERS WITH ACTUALS TO 31 DECEMBER 2018 - OVERSEAS CLIENTS

Executive Summary of DVA Beneficiaries in Receipt of Pension(s), Allowance(s) or Health Care

BENEFICIARY CATEGORY	ACTUAL DATA											FORECAST DATA											
	June 2010	June 2011	June 2012	June 2013	June 2014	June 2015	June 2016	June 2017	June 2018	Dec 2018	June 2019	June 2020	June 2021	June 2022	June 2023	June 2024	June 2025	June 2026	June 2027	June 2028	June 2029	June 2030	
Veterans :																							
Disability Pensioners in Payment	794	794	761	740	753	763	761	766	782	790	760	740	720	700	670	640	620	590	570	550	530	510	
Age Pension Veterans (Included Above)	2	3	4	5	4	3	5	8	8	9	10	10	10	10	10	10	10	10	10	10	10	10	
Service Pension Veterans	517	512	487	437	427	395	377	360	346	341	320	300	290	270	250	240	230	220	200	190	180	170	
Disability Pensioner & Service Pension Veteran Overlap	185	204	196	192	188	181	177	178	186	183	170	160	150	150	140	140	130	120	110	100	100	90	
Treatment Cards, Allowances or Accepted Disabilities Only	23	49	82	81	291	335	375	426	458	482	510	550	600	640	690	730	770	810	850	890	930	980	
MRCA Veterans	n/a	n/a	n/a	n/a	93	134	167	208	243	266	280	310	340	380	410	450	480	520	560	600	640	680	
SRCA Veterans	n/a	n/a	n/a	n/a	403	437	450	475	504	513	510	520	530	530	530	530	530	530	530	530	540	540	
Total Veterans	1,149	1,151	1,134	1,066	1,285	1,312	1,336	1,374	1,400	1,430	1,420	1,440	1,450	1,460	1,470	1,480	1,490	1,500	1,510	1,530	1,550	1,580	
Dependants :																							
Service Pension Dependants	466	464	445	429	409	387	366	331	319	303	290	280	260	240	220	210	190	180	170	160	150	140	
War Widow(er)s	299	298	296	297	300	290	288	285	294	291	280	270	250	240	220	210	200	190	180	170	170	160	
Orphans	9	10	10	9	11	10	9	11	11	10	10	10	10	10	0	0	0	0	0	0	0	0	
Adequate Means of Support (a)	1	1	1	1	1	1	1	1	1	1	0	0	0	0	0	0	0	0	0	0	0	0	
Age Pension Partners	1	1	1	1	1	1	3	3	1	0	0	0	0	0	0	0	0	0	0	0	0	0	
Commonwealth Seniors Health Cards Dependants	1	1	1	1	1	1	1	1	1	1	0	0	0	0	0	0	0	0	0	0	0	0	
Defence Force Income Support Supplement Dependants	6	7	7	4	3	3	4	6	7	6	20	40	60	60	60	60	50	40	20	20	20	20	
MRCA Dependants	n/a	n/a	n/a	n/a	2	2	2	1	1	1	280	290	290	290	290	280	280	270	270	260	250	250	
Other Dependants	2	1	7	6	12	16	16	13	15	11	10	20	30	30	30	40	40	40	40	40	40	30	
Total Overlap Between Dependant Categories	2	2	2	2	2	2	4	4	2	1	0	0	0	0	0	0	0	0	0	0	0	0	
Total Dependants	783	781	766	746	738	709	686	648	648	623	620	620	600	580	550	520	480	450	420	390	370	360	
Total Veterans and Total Dependants Overlap	0	1	0	0	0	0	1	0	0	0	0	0	0	0	0	0	0	0	0	0	0	0	
Nett Total Clients *	1,932	1,931	1,900	1,812	2,023	2,021	2,021	2,022	2,048	2,053	2,050	2,060	2,050	2,040	2,010	2,000	1,970	1,940	1,930	1,920	1,930	1,930	

* - From June 2014 this report contains a more complete count of total DVA clients. The previous count; Net Total Beneficiaries; included all persons receiving a VEA pension/allowance or holding a treatment or pharmaceutical entitlement card. In contrast, the Nett Total Client count also includes any veteran with one or more service related disabilities accepted under the SRCA or the MRCA as well as dependent children of veterans currently receiving student payments under the VCES or MRCAETS.



Date of Most Recent Actual Data : 4 January 2019
Date When This Version is Current :

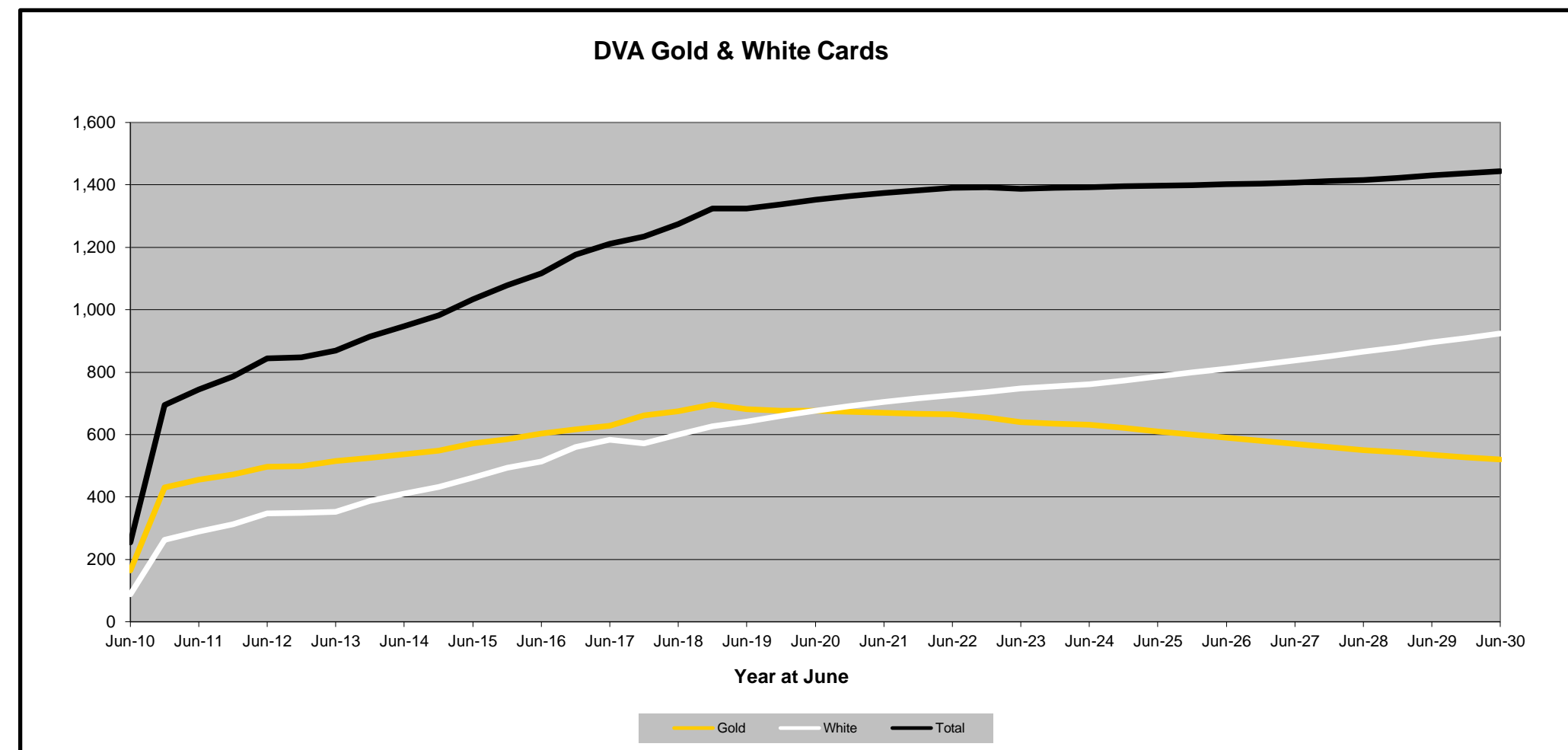
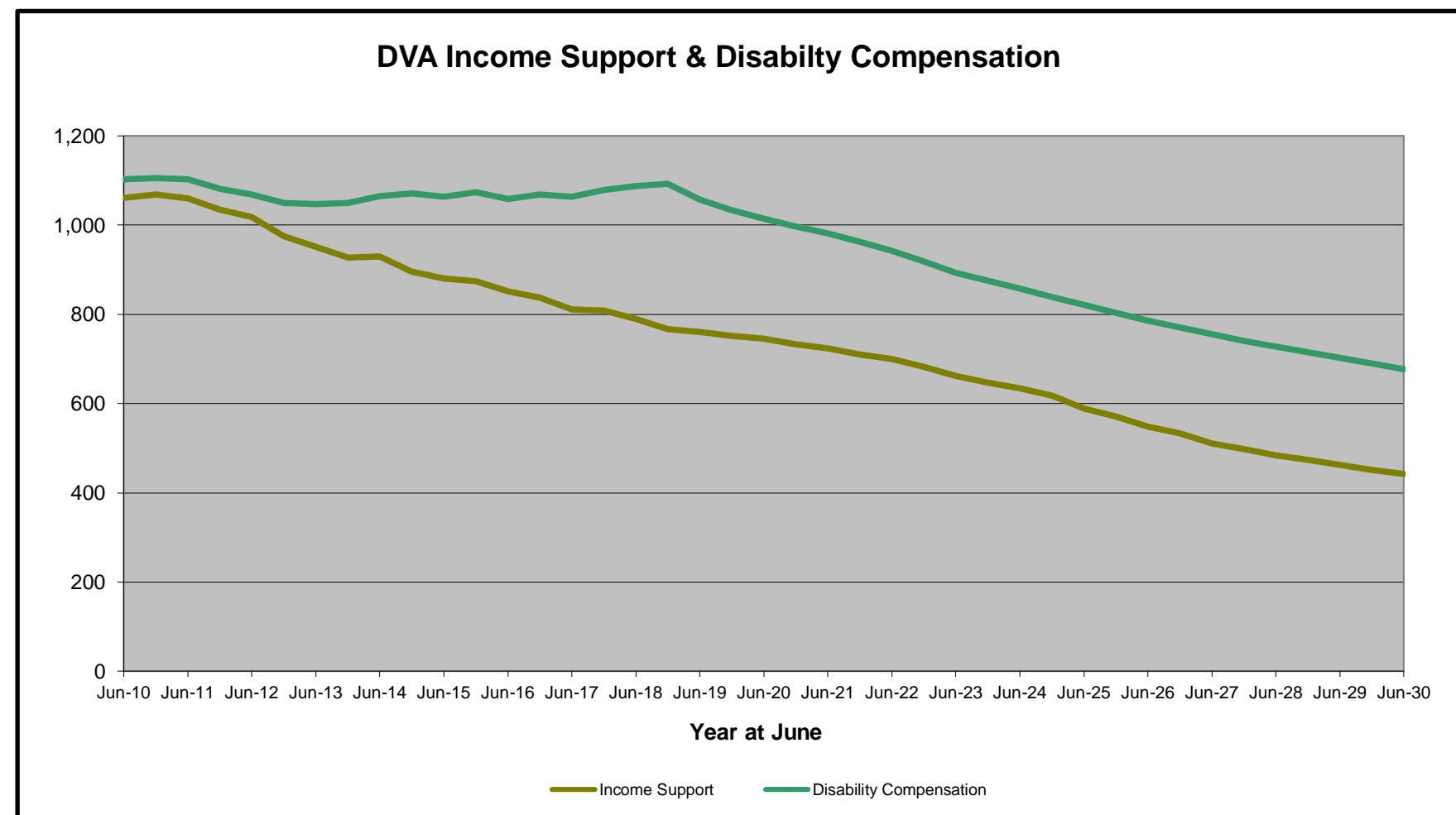
Continued next page

DVA PROJECTED BENEFICIARY NUMBERS WITH ACTUALS TO 31 DECEMBER 2018 - OVERSEAS CLIENTS

Executive Summary of DVA Beneficiaries in Receipt of Pension(s), Allowance(s) or Health Care

BENEFICIARY CATEGORY (Subsets of Net Total Beneficiaries on Previous Page)	ACTUAL DATA											FORECAST DATA											
	June 2010	June 2011	June 2012	June 2013	June 2014	June 2015	June 2016	June 2017	June 2018	Dec 2018	June 2019	June 2020	June 2021	June 2022	June 2023	June 2024	June 2025	June 2026	June 2027	June 2028	June 2029	June 2030	
Health Treatment Card Holders :																							
Gold Cards	165	455	497	516	537	571	603	628	674	696	680	680	670	660	640	630	610	590	570	550	540	520	
White Cards	89	290	347	353	410	463	514	583	600	627	640	680	700	730	750	760	790	810	840	860	890	920	
Total Health Treatment Cards	254	745	844	869	947	1,034	1,117	1,211	1,274	1,323	1,320	1,350	1,370	1,390	1,390	1,390	1,400	1,400	1,410	1,420	1,430	1,440	
Repatriation Pharmaceutical Benefits Cards (Orange Cards)	16	50	51	42	45	37	33	28	22	19	20	10	10	10	10	10	0	0	0	0	0	0	
Other Income Support Categories:																							
Income Support Supplement	51	53	53	55	59	58	62	60	64	60	60	60	60	60	50	50	50	50	40	40	40	40	
Age Pensioners	3	4	5	6	5	4	8	11	9	9	10	10	10	10	10	10	10	10	10	10	10	10	
Commonwealth Seniors Health Cards	1	1	1	1	1	1	2	1	1	1	0	0	0	0	0	0	0	0	0	0	0	0	
Defence Force Income Support Supplement (DFISA)	26	30	32	29	34	40	44	58	59	62	80	110	120	130	130	130	120	110	100	90	90	90	
Total Income Support Beneficiaries (a)	1,061	1,060	1,020	951	930	881	851	811	790	767	760	750	720	700	660	630	590	550	510	480	460	440	
Total Disability Compensation Beneficiaries (b)	1,103	1,103	1,070	1,047	1,065	1,064	1,059	1,063	1,088	1,092	1,060	1,010	980	940	890	860	820	790	760	730	700	680	

- (a) - Includes veteran service pensions, dependant service pensions, income support supplement, age pensions, commonwealth seniors health cards and DFISA recipients.
- (b) - Includes disability, war widow, orphan and adequate means of support pensions.



Date of Most Recent Actual Data : 4 January 2019
 Date When This Version is Current :