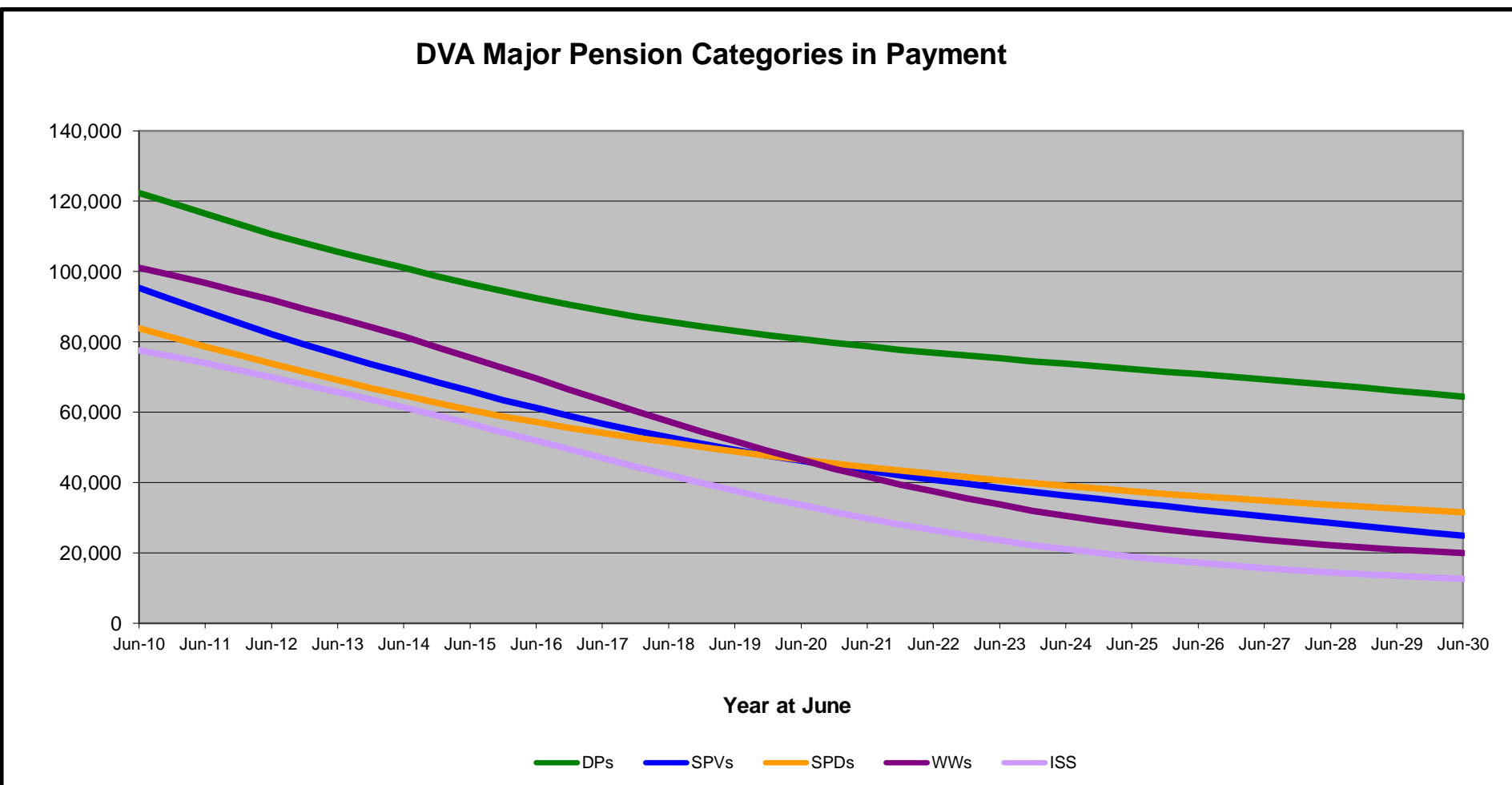
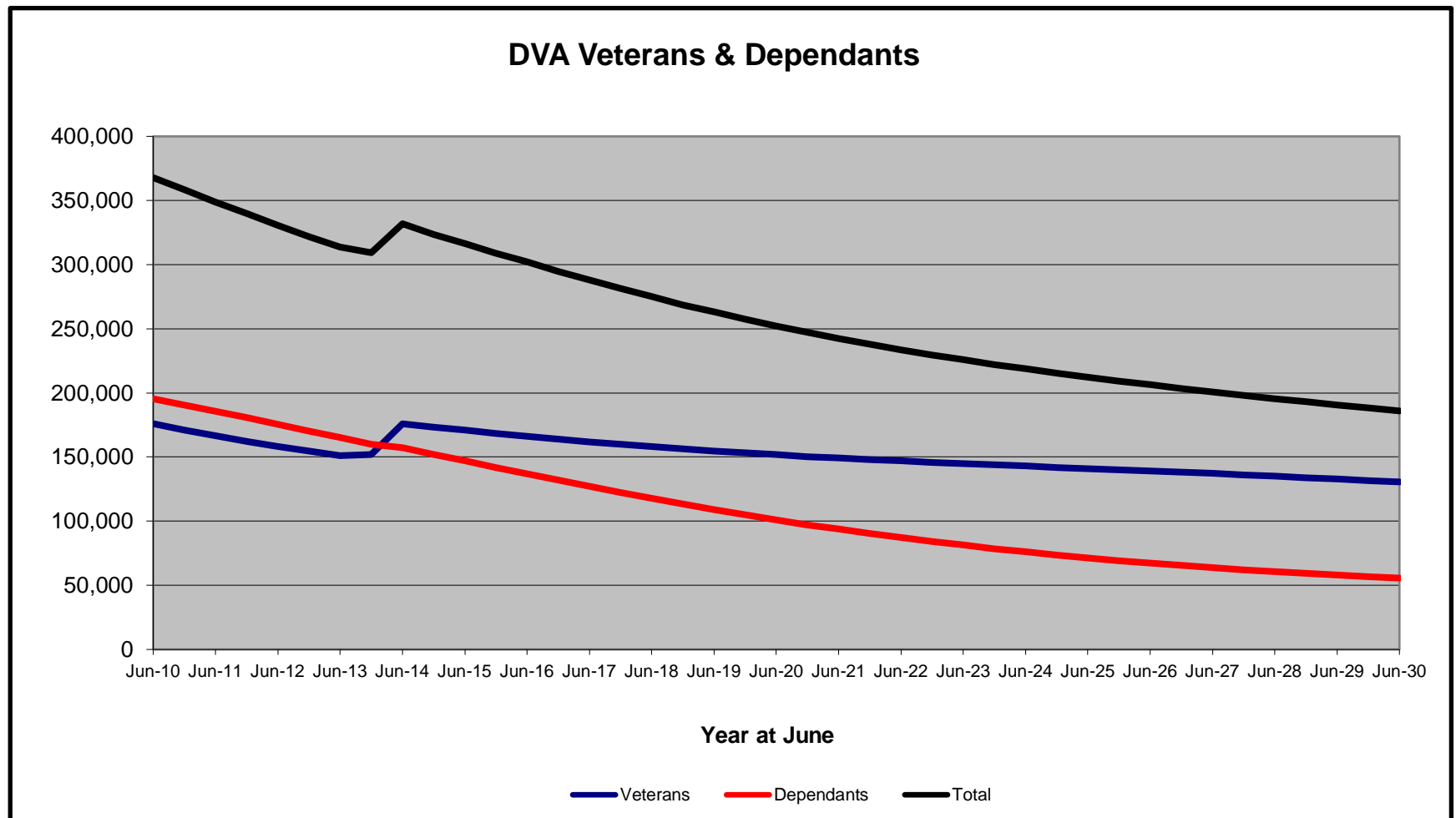


**DVA PROJECTED BENEFICIARY NUMBERS WITH ACTUALS TO 30 JUNE 2015 - AUSTRALIA**

**Executive Summary of DVA Beneficiaries in Receipt of Pension(s), Allowance(s) or Health Care**

BENEFICIARY CATEGORY	ACTUAL DATA					FORECAST DATA																
	June 2010	June 2011	June 2012	June 2013	June 2014	June 2015	June 2016	June 2017	June 2018	June 2019	June 2020	June 2021	June 2022	June 2023	June 2024	June 2025	June 2026	June 2027	June 2028	June 2029	June 2030	
<b>Veterans :</b>																						
Disability Pensioners in Payment	122,355	116,498	110,644	105,705	101,059	96,493	92,500	88,900	85,800	83,100	80,800	78,700	76,900	75,300	73,800	72,300	70,800	69,300	67,800	66,200	64,400	
Age Pension Veterans (Included Above)	3,006	2,771	2,562	2,405	2,244	2,151	2,000	1,900	1,800	1,800	1,800	1,800	1,900	2,000	2,100	2,200	2,300	2,400	2,500	2,600	2,700	
Service Pension Veterans	95,363	88,652	82,229	76,523	71,266	66,016	61,200	56,800	52,900	49,300	46,200	43,400	40,900	38,500	36,400	34,300	32,300	30,400	28,500	26,700	24,900	
Disability Pensioner & Service Pension Veteran Overlap	62,077	58,300	54,638	51,371	48,307	45,206	42,400	39,700	37,300	35,000	33,000	31,100	29,300	27,600	26,000	24,300	22,700	21,200	19,600	18,000	16,500	
Treatment Cards, Allowances or Accepted Disabilities Only	20,353	19,803	19,974	20,383	51,867	53,713	54,900	55,900	56,700	57,300	57,800	58,200	58,500	58,700	58,800	58,800	58,700	58,600	58,400	58,100	57,700	
MRCA Veterans	n/a	n/a	n/a	n/a	16,732	19,561	21,800	23,600	25,200	26,600	27,900	29,000	30,000	30,900	31,700	32,300	32,900	33,400	33,800	34,200	34,500	
SRCA Veterans	n/a	n/a	n/a	n/a	50,223	50,757	51,100	51,600	52,000	52,500	52,900	53,300	53,600	53,900	54,200	54,400	54,600	54,800	54,800	54,800	54,700	54,700
<b>Total Veterans</b>	<b>175,994</b>	<b>166,653</b>	<b>158,209</b>	<b>151,240</b>	<b>175,934</b>	<b>171,016</b>	<b>166,300</b>	<b>161,900</b>	<b>158,100</b>	<b>154,700</b>	<b>151,800</b>	<b>149,300</b>	<b>147,000</b>	<b>144,900</b>	<b>143,000</b>	<b>141,100</b>	<b>139,200</b>	<b>137,200</b>	<b>135,100</b>	<b>132,900</b>	<b>130,600</b>	
<b>Dependants :</b>																						
Service Pension Dependants	83,879	78,716	73,827	69,174	64,902	60,631	57,200	54,200	51,400	48,900	46,600	44,400	42,500	40,700	39,100	37,600	36,200	34,900	33,700	32,600	31,500	
War Widow(er)s	101,090	96,761	91,925	86,865	81,531	75,536	69,700	63,500	57,500	51,800	46,500	41,700	37,500	33,800	30,600	27,900	25,600	23,800	22,200	21,000	20,000	
Orphans	190	187	179	171	177	173	160	160	160	170	170	180	180	180	170	170	170	160	160	160	160	
Adequate Means of Support (a)	449	431	419	408	398	382	380	370	370	360	360	350	350	340	330	320	310	310	310	300	290	
Age Pension Partners	2,161	2,008	1,850	1,716	1,545	1,470	1,300	1,200	1,100	1,000	900	800	700	600	600	500	500	400	400	300	300	
Commonwealth Seniors Health Cards Dependants	4,153	4,100	3,849	3,694	3,214	3,055	2,800	2,500	2,200	2,000	1,800	1,600	1,400	1,300	1,200	1,100	1,000	900	800	800	700	
Defence Force Income Support Supplement Dependants	7,282	6,974	6,567	6,228	5,879	5,811	5,300	4,800	4,400	4,100	3,700	3,400	3,100	2,900	2,600	2,400	2,200	2,000	1,800	1,600	1,500	
MRCA Dependants	n/a	n/a	n/a	n/a	158	177	180	180	180	180	180	180	180	180	180	170	160	160	150	150	140	
Other Dependants	411	425	530	590	2,765	2,690	2,600	2,600	2,600	2,700	2,700	2,700	2,700	2,700	2,700	2,500	2,300	2,200	2,000	1,900	1,800	
Total Overlap Between Dependant Categories	4,230	4,036	3,766	3,513	3,028	2,827	2,400	2,100	1,900	1,700	1,500	1,300	1,200	1,100	1,000	900	800	700	700	600	600	
<b>Total Dependants</b>	<b>195,385</b>	<b>185,566</b>	<b>175,380</b>	<b>165,333</b>	<b>157,383</b>	<b>146,921</b>	<b>137,000</b>	<b>127,200</b>	<b>117,900</b>	<b>109,200</b>	<b>101,100</b>	<b>93,800</b>	<b>87,200</b>	<b>81,300</b>	<b>76,200</b>	<b>71,500</b>	<b>67,400</b>	<b>63,900</b>	<b>60,800</b>	<b>58,100</b>	<b>55,700</b>	
<b>Total Veterans and Total Dependants Overlap</b>	<b>3,564</b>	<b>3,290</b>	<b>2,968</b>	<b>2,693</b>	<b>1,590</b>	<b>1,366</b>	<b>1,200</b>	<b>1,000</b>	<b>900</b>	<b>700</b>	<b>600</b>	<b>500</b>	<b>500</b>	<b>400</b>	<b>400</b>	<b>300</b>	<b>300</b>	<b>300</b>	<b>300</b>	<b>300</b>	<b>300</b>	
<b>Nett Total Clients *</b>	<b>367,815</b>	<b>348,929</b>	<b>330,621</b>	<b>313,880</b>	<b>331,727</b>	<b>316,571</b>	<b>302,100</b>	<b>288,100</b>	<b>275,100</b>	<b>263,200</b>	<b>252,300</b>	<b>242,500</b>	<b>233,700</b>	<b>225,800</b>	<b>218,800</b>	<b>212,300</b>	<b>206,300</b>	<b>200,800</b>	<b>195,600</b>	<b>190,700</b>	<b>186,000</b>	

\* - From June 2014 this report contains a more complete count of total DVA clients. The previous count; Net Total Beneficiaries; included all persons receiving a VEA pension/allowance or holding a treatment or pharmaceutical entitlement card. In contrast, the Nett Total DVA Client count also includes any veteran with one or more service related disabilities accepted under the SRCA or the MRCA as well as dependent children of veterans currently receiving student payments under the VCES or MRCAETS.



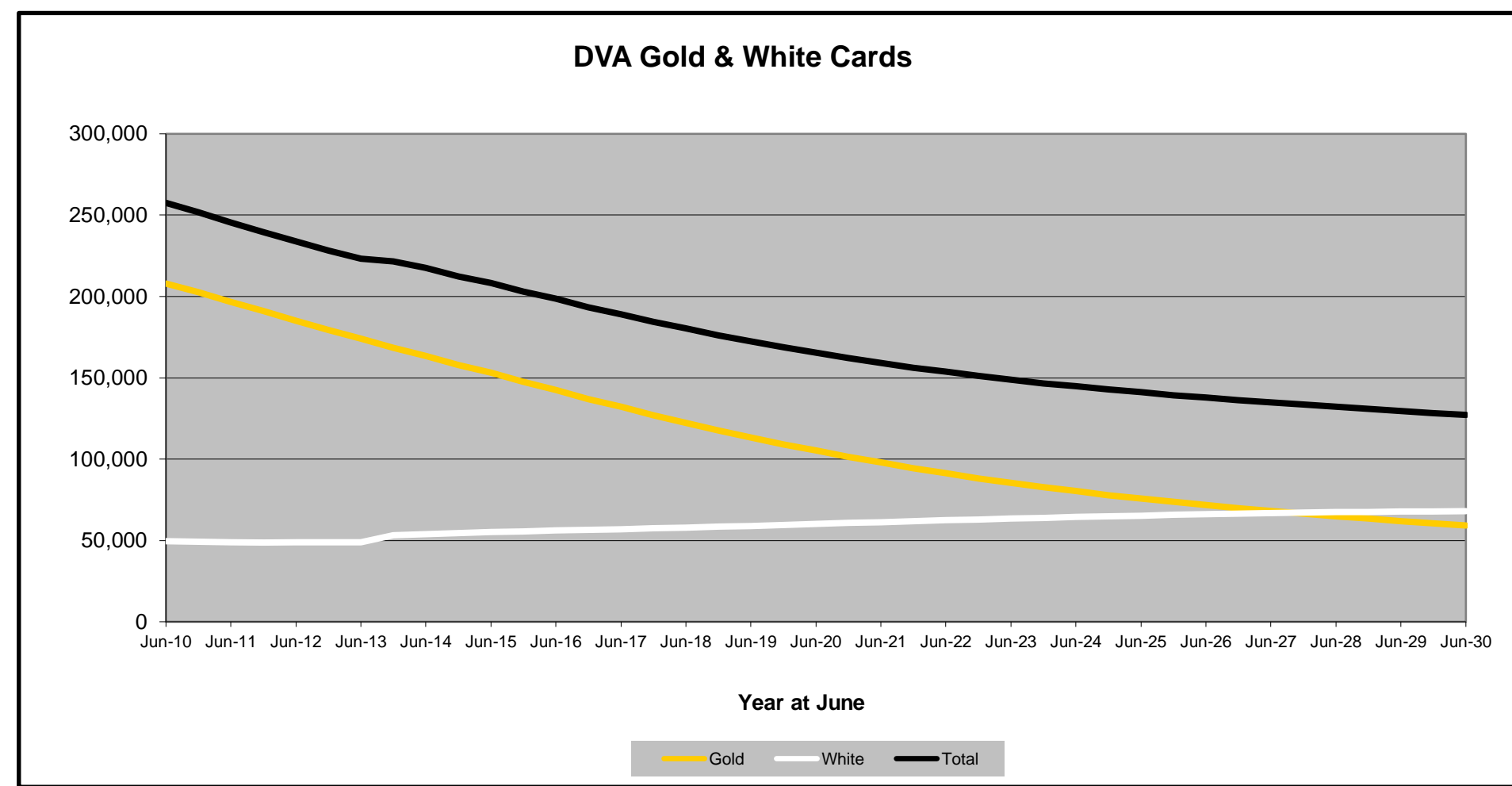
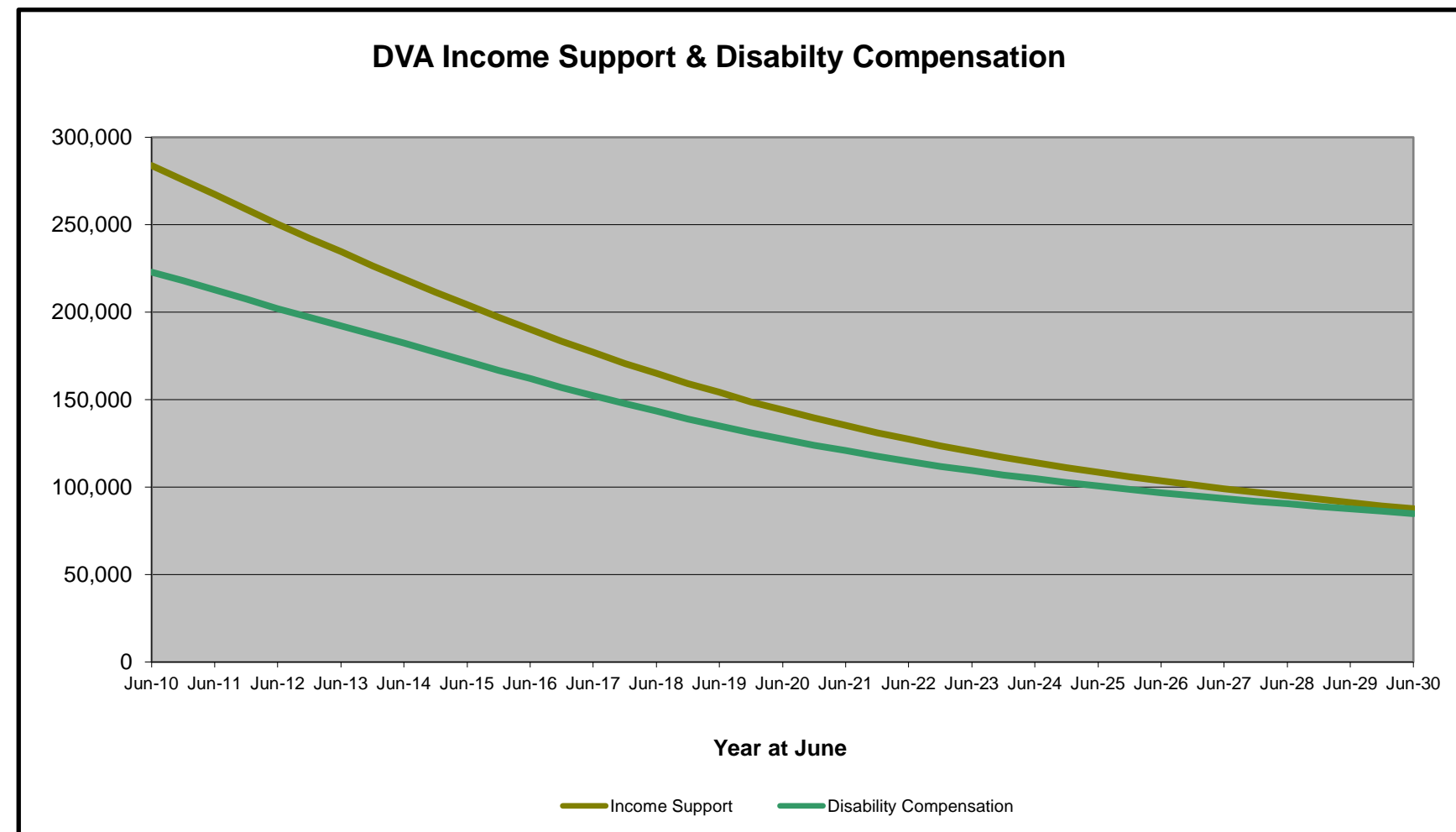
Date of Most Recent Actual Data : 3 Jul 2015  
 Date When This Version is Current : 17 Aug 2015

Continued next page

# DVA PROJECTED BENEFICIARY NUMBERS WITH ACTUALS TO 30 JUNE 2015 - AUSTRALIA

Executive Summary of DVA Beneficiaries in Receipt of Pension(s), Allowance(s) or Health Care

BENEFICIARY CATEGORY (Subsets of Net Total Beneficiaries on Previous Page)	ACTUAL DATA										FORECAST DATA										
	June 2010	June 2011	June 2012	June 2013	June 2014	June 2015	June 2016	June 2017	June 2018	June 2019	June 2020	June 2021	June 2022	June 2023	June 2024	June 2025	June 2026	June 2027	June 2028	June 2029	June 2030
<b>Health Treatment Card Holders :</b>																					
Gold Cards	207,945	196,619	185,031	174,168	163,578	153,033	142,400	132,100	122,400	113,500	105,300	97,900	91,300	85,500	80,300	75,800	71,800	68,200	64,900	62,000	59,200
White Cards	49,621	48,986	48,769	49,013	53,984	55,148	56,100	57,000	57,900	59,000	60,100	61,300	62,400	63,400	64,400	65,300	66,100	66,800	67,300	67,700	68,000
<b>Total Health Treatment Cards</b>	<b>257,566</b>	<b>245,605</b>	<b>233,800</b>	<b>223,181</b>	<b>217,562</b>	<b>208,181</b>	<b>198,500</b>	<b>189,100</b>	<b>180,300</b>	<b>172,500</b>	<b>165,400</b>	<b>159,100</b>	<b>153,700</b>	<b>148,900</b>	<b>144,700</b>	<b>141,100</b>	<b>137,900</b>	<b>135,000</b>	<b>132,300</b>	<b>129,700</b>	<b>127,200</b>
Repatriation Pharmaceutical Benefits Cards (Orange Cards)	10,614	9,293	7,996	6,817	5,744	4,709	3,800	3,000	2,400	1,800	1,400	1,000	700	500	300	200	200	100	100	100	0
<b>Other Income Support Categories:</b>																					
Income Support Supplement	77,584	73,970	69,989	65,730	61,463	56,725	52,000	47,100	42,200	37,700	33,600	29,800	26,500	23,600	21,100	19,000	17,200	15,700	14,500	13,500	12,600
Age Pensioners	5,167	4,779	4,412	4,121	3,833	3,658	3,300	3,100	2,900	2,700	2,700	2,600	2,600	2,600	2,600	2,700	2,700	2,800	2,900	2,900	3,000
Commonwealth Seniors Health Cards	7,269	7,014	6,428	6,069	5,150	4,698	4,400	4,000	3,700	3,400	3,200	2,900	2,700	2,600	2,400	2,300	2,200	2,100	2,000	1,900	1,900
Defence Force Income Support Supplement (DFISA)	18,678	17,941	17,050	16,159	15,447	15,192	14,700	14,300	14,100	14,000	14,000	14,100	14,200	14,400	14,700	15,000	15,200	15,500	15,800	16,000	16,200
<b>Total Income Support Beneficiaries (a)</b>	<b>283,823</b>	<b>267,297</b>	<b>250,472</b>	<b>234,603</b>	<b>219,153</b>	<b>204,180</b>	<b>190,300</b>	<b>177,200</b>	<b>165,100</b>	<b>154,100</b>	<b>144,200</b>	<b>135,300</b>	<b>127,400</b>	<b>120,300</b>	<b>114,100</b>	<b>108,600</b>	<b>103,600</b>	<b>99,200</b>	<b>95,100</b>	<b>91,300</b>	<b>87,700</b>
<b>Total Disability Compensation Beneficiaries (b)</b>	<b>222,876</b>	<b>212,749</b>	<b>202,154</b>	<b>192,236</b>	<b>182,345</b>	<b>171,874</b>	<b>162,100</b>	<b>152,400</b>	<b>143,400</b>	<b>135,000</b>	<b>127,500</b>	<b>120,800</b>	<b>114,800</b>	<b>109,500</b>	<b>104,800</b>	<b>100,600</b>	<b>96,900</b>	<b>93,500</b>	<b>90,500</b>	<b>87,600</b>	<b>84,800</b>



Date of Most Recent Actual Data : 3 Jul 2015  
Date When This Version is Current : 17 Aug 2015