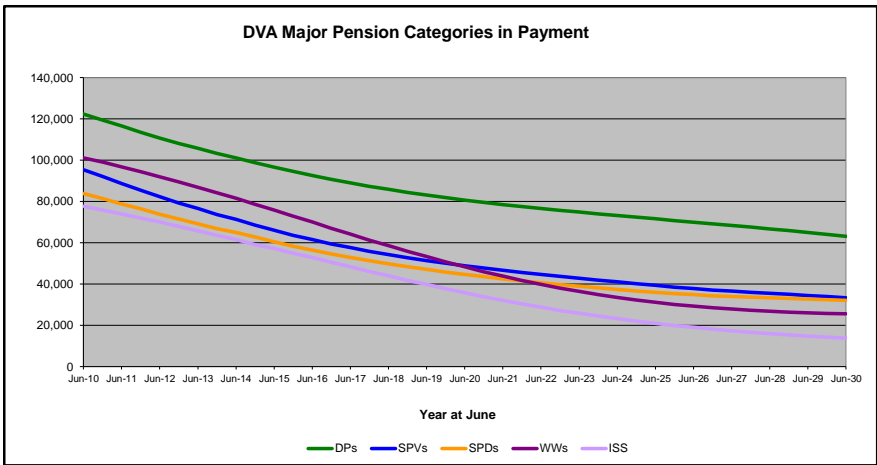
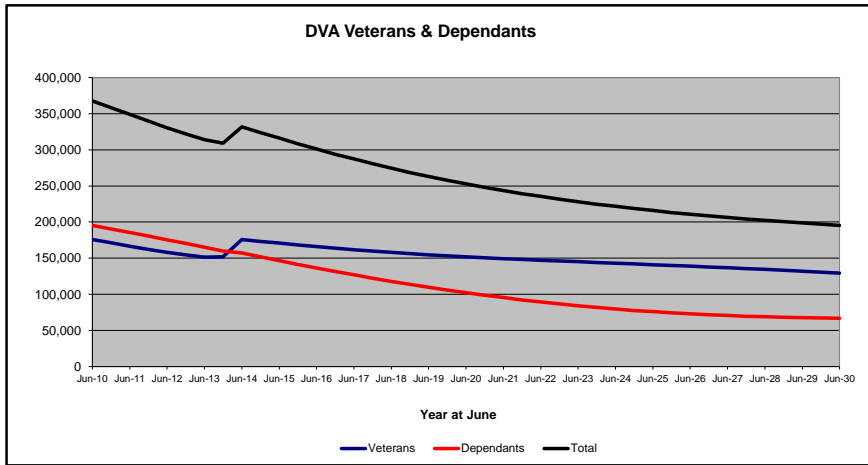


DVA PROJECTED BENEFICIARY NUMBERS WITH ACTUALS TO 31 DECEMBER 2014 - AUSTRALIA

Executive Summary of DVA Beneficiaries in Receipt of Pension(s), Allowance(s) or Health Care

BENEFICIARY CATEGORY	ACTUAL DATA						FORECAST DATA																
	June 2010	June 2011	June 2012	June 2013	June 2014	Dec 2014	June 2015	June 2016	June 2017	June 2018	June 2019	June 2020	June 2021	June 2022	June 2023	June 2024	June 2025	June 2026	June 2027	June 2028	June 2029	June 2030	
Veterans :																							
Disability Pensioners in Payment	122,355	116,498	110,644	105,705	101,059	98,704	96,600	92,600	89,000	85,800	83,100	80,600	78,500	76,600	74,800	73,100	71,500	70,000	68,300	66,700	64,900	63,100	
Age Pension Veterans (Included Above)	3,006	2,771	2,562	2,405	2,244	2,201	2,100	2,000	1,900	1,800	1,700	1,600	1,500	1,500	1,400	1,400	1,400	1,400	1,300	1,300	1,300	1,300	
Service Pension Veterans	95,363	88,652	82,229	76,523	71,266	68,534	66,100	61,500	57,600	54,200	51,400	48,900	46,700	44,700	42,800	41,000	39,300	37,800	36,600	35,500	34,400	33,200	
Disability Pensioner & Service Pension Veteran Overlap	62,077	58,300	54,638	51,371	48,307	46,693	45,300	42,600	40,300	38,300	36,500	34,900	33,400	32,100	30,700	29,400	28,200	27,200	26,500	25,900	25,300	24,600	
Treatment Cards, Allowances or Accepted Disabilities Only	20,353	19,803	19,974	20,383	51,867	52,643	53,300	54,600	55,500	56,200	56,800	57,300	57,700	58,000	58,200	58,300	58,400	58,400	58,300	58,200	58,000	57,700	
MRCA Veterans	n/a	n/a	n/a	n/a	16,732	18,237	19,400	21,200	22,800	24,100	25,200	26,100	26,900	27,600	28,300	28,800	29,300	29,700	30,000	30,200	30,500	30,600	
SRCA Veterans	n/a	n/a	n/a	n/a	50,223	50,567	50,500	50,500	50,500	50,500	50,500	50,500	50,400	50,300	50,100	50,000	49,800	49,500	49,300	48,900	48,600	48,200	
Total Veterans	175,994	166,653	158,209	151,240	175,934	173,236	170,800	166,000	161,800	158,000	154,700	151,900	149,400	147,100	145,000	143,000	140,900	138,900	136,700	134,400	132,000	129,500	
Dependants :																							
Service Pension Dependants	83,879	78,716	73,827	69,174	64,902	62,714	60,500	56,400	52,900	49,800	47,100	44,700	42,500	40,600	38,900	37,300	35,900	34,800	33,900	33,300	32,700	32,100	
War Widow(er)s	101,090	96,761	91,925	86,865	81,531	78,538	75,800	70,000	64,200	58,600	53,300	48,400	43,800	39,800	36,400	33,500	31,100	29,200	27,800	26,800	26,000	25,500	
Orphans	190	187	179	171	177	180	180	170	170	170	180	180	180	180	170	160	160	150	140	140	130	130	
Adequate Means of Support (a)	449	431	419	408	398	389	390	380	380	370	370	360	360	350	350	340	330	330	320	310	300	290	
Age Pension Partners	2,161	2,008	1,850	1,716	1,545	1,501	1,500	1,400	1,400	1,300	1,200	1,200	1,100	1,100	1,000	1,000	900	900	900	800	800	800	
Commonwealth Seniors Health Cards Dependants	4,153	4,100	3,849	3,694	3,214	3,090	3,000	2,800	2,500	2,300	2,200	2,000	1,800	1,700	1,600	1,500	1,400	1,300	1,200	1,200	1,100	1,100	
Defence Force Income Support Supplement Dependants	7,282	6,974	6,567	6,228	5,879	5,698	5,600	5,400	5,400	5,400	5,400	5,500	5,600	5,700	5,800	5,900	6,000	6,100	6,200	6,300	6,500	6,600	
Overlap Between Pension Dependant Categories Above	4,230	4,036	3,766	3,513	3,028	2,916	2,800	2,600	2,400	2,200	2,000	1,800	1,700	1,600	1,500	1,400	1,300	1,200	1,200	1,200	1,100	1,100	
Other Dependants	411	425	530	590	2,765	2,699	2,600	2,400	2,300	2,100	2,000	1,900	1,800	1,700	1,600	1,500	1,400	1,400	1,300	1,300	1,300	1,300	
MRCA Dependants	n/a	n/a	n/a	n/a	158	173	170	160	150	140	130	120	110	110	100	90	90	90	90	90	90	80	
Total Dependants	195,385	185,566	175,380	165,333	157,383	151,893	146,800	136,500	126,900	118,000	109,700	102,200	95,500	89,500	84,200	79,700	76,000	72,900	70,700	69,000	67,700	66,600	
Total Veterans and Total Dependants Overlap	3,564	3,290	2,968	2,693	1,590	1,466	1,400	1,400	1,300	1,200	1,200	1,100	1,100	1,000	1,000	1,000	900	900	900	900	900	900	
Nett Total Clients *	367,815	348,929	330,621	313,880	331,727	323,663	316,100	301,200	287,400	274,700	263,300	253,000	243,800	235,600	228,300	221,700	216,000	210,900	206,500	202,600	198,900	195,300	

* - From June 2014 this report contains a more complete count of total DVA clients. The previous count; Net Total Beneficiaries; included all persons receiving a VEA pension/allowance or holding a treatment or pharmaceutical entitlement card. In contrast, the Nett Total DVA Client count also includes any veteran with one or more service related disabilities accepted under the SRCA or the MRCA as well as dependent children of veterans currently receiving student payments under the VCES or MRCAETS.



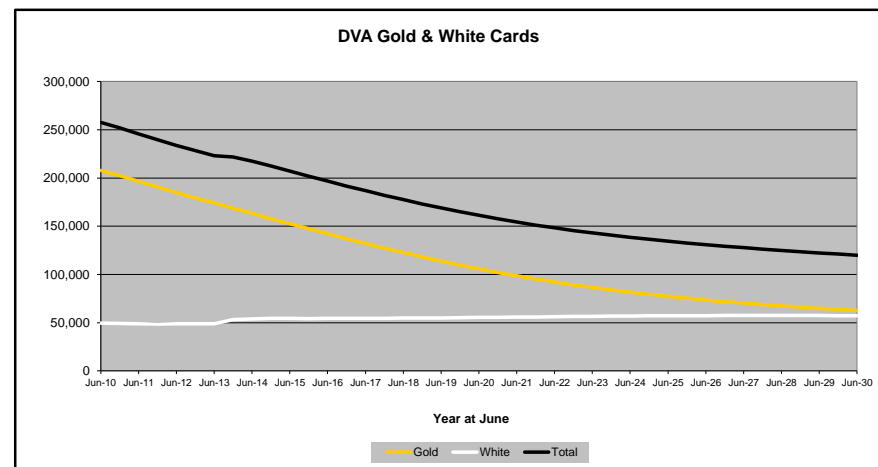
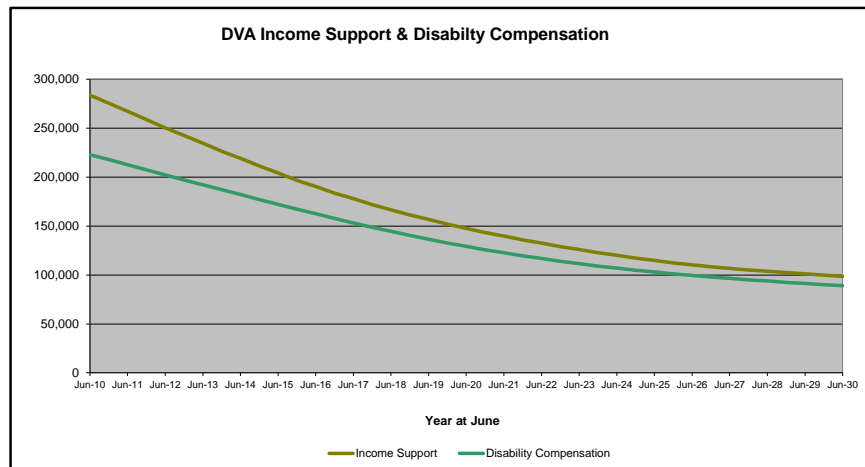
Date of Most Recent Actual Data : 2 Jan 2015
Date When This Version is Current :

Continued next page

DVA PROJECTED BENEFICIARY NUMBERS WITH ACTUALS TO 31 DECEMBER 2014 - AUSTRALIA

Executive Summary of DVA Beneficiaries in Receipt of Pension(s), Allowance(s) or Health Care

BENEFICIARY CATEGORY (Subsets of Net Total Beneficiaries on Previous Page)	ACTUAL DATA						FORECAST DATA																
	June 2010	June 2011	June 2012	June 2013	June 2014	Dec 2014	June 2015	June 2016	June 2017	June 2018	June 2019	June 2020	June 2021	June 2022	June 2023	June 2024	June 2025	June 2026	June 2027	June 2028	June 2029	June 2030	
Health Treatment Card Holders :																							
Gold Cards	207,945	196,619	185,031	174,168	163,578	157,884	152,900	142,400	132,300	122,800	114,000	105,900	98,700	92,200	86,600	81,600	77,300	73,600	70,300	67,500	65,000	62,700	
White Cards	49,621	48,986	48,769	49,013	53,984	54,563	54,400	54,400	54,500	54,700	55,000	55,400	55,800	56,200	56,600	56,900	57,200	57,300	57,400	57,500	57,400	57,200	
Total Health Treatment Cards	257,566	245,605	233,800	223,181	217,562	212,447	207,300	196,700	186,800	177,500	169,000	161,300	154,500	148,500	143,100	138,500	134,500	130,900	127,800	125,000	122,400	119,900	
Repatriation Pharmaceutical Benefits Cards (Orange Cards)	10,614	9,293	7,996	6,817	5,744	5,197	4,700	3,800	3,000	2,400	1,800	1,400	1,000	700	500	400	300	200	100	100	100	100	
Other Income Support Categories:																							
Income Support Supplement	77,584	73,970	69,989	65,730	61,463	59,060	57,100	52,800	48,400	44,000	39,800	35,800	32,100	28,800	25,800	23,200	20,900	19,000	17,300	16,000	14,800	13,800	
Age Pensioners	5,167	4,779	4,412	4,121	3,833	3,738	3,600	3,400	3,200	3,100	2,900	2,800	2,600	2,500	2,500	2,400	2,300	2,300	2,200	2,200	2,100	2,100	
Commonwealth Seniors Health Cards	7,269	7,014	6,428	6,069	5,150	4,905	4,700	4,300	4,000	3,700	3,400	3,200	2,900	2,700	2,600	2,400	2,300	2,100	2,000	1,900	1,800	1,700	
Defence Force Income Support Supplement (DFISA)	18,678	17,941	17,050	16,159	15,447	15,210	14,900	14,500	14,300	14,300	14,400	14,600	14,900	15,100	15,400	15,700	16,000	16,300	16,600	16,900	17,200	17,500	
Total Income Support Beneficiaries (a)	283,823	267,297	250,472	234,603	219,153	211,330	204,200	190,400	177,900	166,700	156,700	147,700	139,700	132,500	126,000	120,100	114,800	110,400	106,800	103,900	101,200	98,600	
Total Disability Compensation Beneficiaries (b)	222,876	212,749	202,154	192,236	182,345	177,056	172,300	162,500	153,300	144,600	136,600	129,300	122,700	116,800	111,600	107,000	103,100	99,600	96,600	93,800	91,400	89,000	



Date of Most Recent Actual Data : 2 Jan 2015
 Date When This Version is Current :