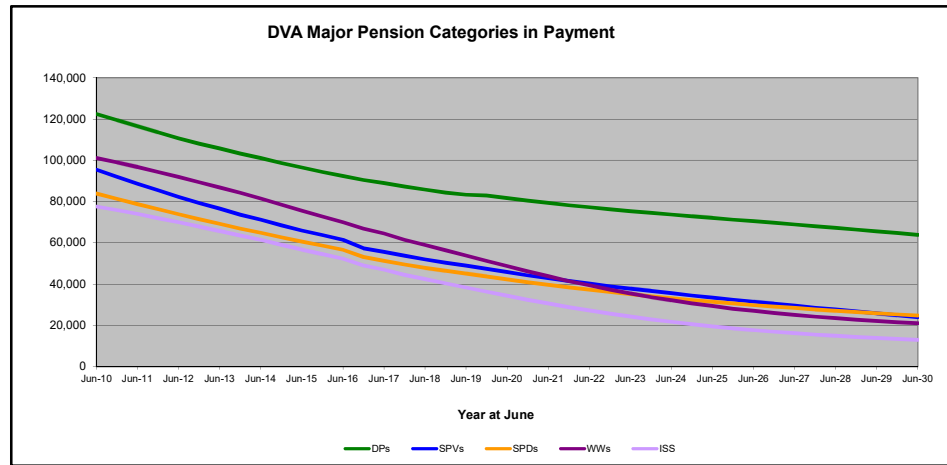
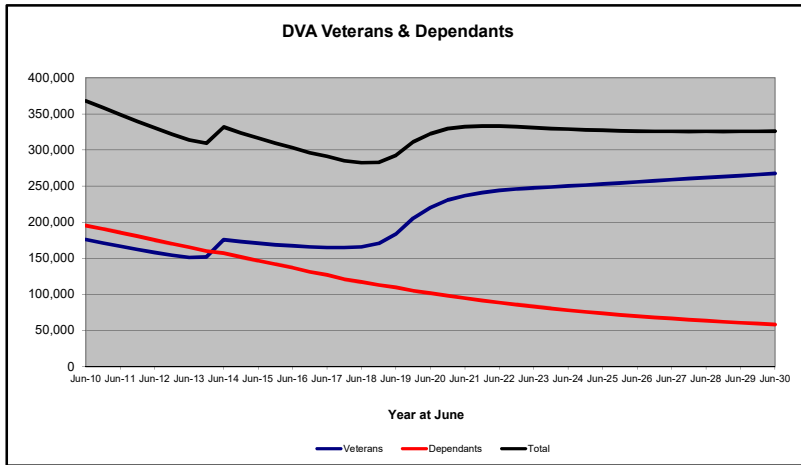


**DVA PROJECTED BENEFICIARY NUMBERS WITH ACTUALS TO 31 DECEMBER 2019 - AUSTRALIA**

**Executive Summary of DVA Beneficiaries in Receipt of Pension(s), Allowance(s) or Health Care**

BENEFICIARY CATEGORY	ACTUAL DATA											FORECAST DATA											
	June 2010	June 2011	June 2012	June 2013	June 2014	June 2015	June 2016	June 2017	June 2018	June 2019	Dec 2019	June 2020	June 2021	June 2022	June 2023	June 2024	June 2025	June 2026	June 2027	June 2028	June 2029	June 2030	
<b>Veterans :</b>																							
Disability Pensioners in Payment	122,355	116,498	110,644	105,705	101,059	96,493	92,374	88,974	85,811	83,363	82,935	81,700	79,300	77,300	75,400	73,700	72,100	70,500	68,900	67,300	65,600	63,900	
Age Pension Veterans (Included Above)	3,006	2,771	2,562	2,405	2,244	2,151	2,097	2,026	1,940	2,058	2,059	2,100	2,100	2,200	2,200	2,300	2,400	2,500	2,600	2,600	2,700	2,800	
Service Pension Veterans	95,363	88,652	82,229	76,523	71,266	66,016	61,504	55,641	52,011	48,958	47,421	45,900	42,900	40,200	37,800	35,600	33,500	31,500	29,600	27,700	25,900	24,100	
Disability Pensioner & Service Pension Veteran Overlap	62,077	58,300	54,638	51,371	48,307	45,206	42,542	38,738	36,604	34,688	33,753	32,700	30,800	29,000	27,300	25,700	24,100	22,600	21,000	19,500	18,000	16,500	
Treatment Cards, Allowances or Accepted Disabilities Only	20,353	19,803	19,974	20,383	51,867	53,713	55,968	59,194	64,606	86,032	109,077	125,500	145,400	155,500	161,500	166,600	171,500	176,400	181,400	186,400	191,200	196,000	
MRCA Veterans	n/a	n/a	n/a	n/a	16,732	19,561	22,337	25,596	29,612	36,875	39,822	44,500	54,200	62,900	70,400	77,000	82,900	88,400	93,800	99,100	104,200	109,400	
SRCA Veterans	n/a	n/a	n/a	n/a	50,223	50,757	51,388	52,019	52,588	54,242	55,246	55,900	57,400	58,900	60,100	61,200	62,200	63,000	63,600	64,200	64,700	65,000	
<b>Total Veterans</b>	<b>175,994</b>	<b>166,653</b>	<b>158,209</b>	<b>151,240</b>	<b>175,934</b>	<b>171,016</b>	<b>167,304</b>	<b>165,071</b>	<b>165,824</b>	<b>183,665</b>	<b>205,680</b>	<b>220,200</b>	<b>236,800</b>	<b>244,000</b>	<b>247,400</b>	<b>250,200</b>	<b>252,900</b>	<b>255,900</b>	<b>258,800</b>	<b>261,800</b>	<b>264,600</b>	<b>267,400</b>	
<b>Dependants :</b>																							
Service Pension Dependants	83,879	78,716	73,827	69,174	64,902	60,631	56,670	51,329	47,928	45,071	43,660	42,300	39,700	37,300	35,200	33,200	31,500	29,900	28,400	27,100	25,900	24,800	
War Widow(er)s	101,090	96,761	91,925	86,865	81,531	75,536	69,960	64,500	59,001	53,899	51,299	48,800	43,900	39,400	35,600	32,200	29,400	27,100	25,100	23,500	22,200	21,000	
Orphans	190	187	179	171	177	173	150	157	155	150	148	150	160	160	160	160	150	140	130	120	110	100	
Adequate Means of Support (a)	449	431	419	408	398	382	367	355	331	320	309	310	300	300	290	290	280	280	270	270	260	250	
Age Pension Partners	2,161	2,008	1,850	1,716	1,545	1,470	1,408	1,324	1,257	1,248	1,219	1,200	1,000	1,000	900	800	800	700	600	600	500	500	
Commonwealth Seniors Health Cards Dependants	4,153	4,100	3,849	3,694	3,214	3,055	2,835	4,449	2,660	2,621	2,531	2,400	2,200	2,100	1,900	1,800	1,800	1,700	1,700	1,600	1,600	1,500	
Defence Force Income Support Supplement Dependants	7,282	6,974	6,567	6,228	5,879	5,811	5,711	5,460	5,404	5,540	5,425	5,400	5,200	4,900	4,600	4,400	4,100	3,900	3,600	3,400	3,200	3,000	
MRCA Dependants	n/a	n/a	n/a	n/a	158	177	188	219	252	294	344	300	400	400	400	400	400	300	300	300	300	300	
Other Dependants	411	425	530	590	2,607	2,513	2,526	2,477	2,671	2,860	2,443	3,000	4,000	4,900	5,600	6,200	6,700	7,100	7,500	7,700	7,800	7,800	
Total Overlap Between Dependant Categories	4,230	4,036	3,766	3,513	3,028	2,827	2,659	3,050	2,301	2,240	2,157	2,000	1,700	1,500	1,400	1,300	1,200	1,100	1,000	900	900	800	
<b>Total Dependants</b>	<b>195,385</b>	<b>185,566</b>	<b>175,380</b>	<b>165,333</b>	<b>157,383</b>	<b>146,921</b>	<b>137,156</b>	<b>127,220</b>	<b>117,358</b>	<b>109,760</b>	<b>105,221</b>	<b>101,900</b>	<b>95,100</b>	<b>88,900</b>	<b>83,200</b>	<b>78,200</b>	<b>73,900</b>	<b>70,000</b>	<b>66,700</b>	<b>63,700</b>	<b>61,000</b>	<b>58,600</b>	
<b>Total Veterans and Total Dependants Overlap</b>	<b>3,564</b>	<b>3,290</b>	<b>2,968</b>	<b>2,693</b>	<b>1,590</b>	<b>1,366</b>	<b>1,172</b>	<b>1,006</b>	<b>894</b>	<b>844</b>	<b>857</b>	<b>800</b>	<b>800</b>	<b>800</b>	<b>800</b>	<b>800</b>	<b>800</b>	<b>800</b>	<b>800</b>	<b>800</b>	<b>800</b>	<b>800</b>	
<b>Nett Total Clients *</b>	<b>367,815</b>	<b>348,929</b>	<b>330,621</b>	<b>313,880</b>	<b>331,727</b>	<b>316,571</b>	<b>303,288</b>	<b>291,285</b>	<b>282,314</b>	<b>292,674</b>	<b>311,263</b>	<b>322,500</b>	<b>332,200</b>	<b>333,300</b>	<b>331,000</b>	<b>328,800</b>	<b>327,100</b>	<b>326,200</b>	<b>325,700</b>	<b>325,700</b>	<b>325,700</b>	<b>326,100</b>	

\* - From June 2014 this report contains a more complete count of total DVA clients. The previous count; Net Total Beneficiaries; included all persons receiving a VEA pension/allowance or holding a treatment or pharmaceutical entitlement card. In contrast, the Nett Total Client count also includes any veteran with one or more service related disabilities accepted under the SRCA or the MRCA as well as dependent children of veterans currently receiving student payments under the VCES or MRCAETS.



Date of Most Recent Actual Data : 3 Jan 2020

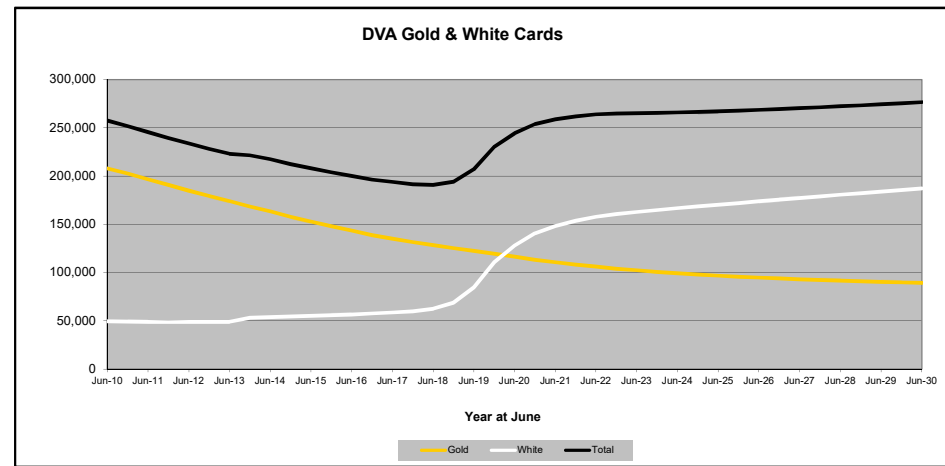
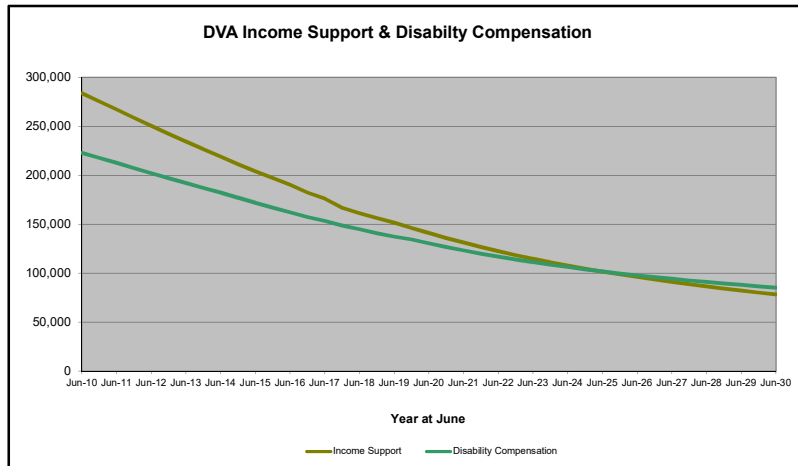
Continued next page

# DVA PROJECTED BENEFICIARY NUMBERS WITH ACTUALS TO 31 DECEMBER 2019 - AUSTRALIA

## Executive Summary of DVA Beneficiaries in Receipt of Pension(s), Allowance(s) or Health Care

BENEFICIARY CATEGORY (Subsets of Net Total Beneficiaries on Previous Page)	ACTUAL DATA											FORECAST DATA											
	June 2010	June 2011	June 2012	June 2013	June 2014	June 2015	June 2016	June 2017	June 2018	June 2019	Dec 2019	June 2020	June 2021	June 2022	June 2023	June 2024	June 2025	June 2026	June 2027	June 2028	June 2029	June 2030	
<b>Health Treatment Card Holders :</b>																							
Gold Cards	207,945	196,619	185,031	174,168	163,578	153,033	143,635	135,263	128,517	122,536	119,518	116,500	110,800	106,200	102,400	99,300	96,800	94,800	93,200	91,800	90,500	89,400	
White Cards	49,621	48,986	48,769	49,013	53,984	55,148	56,610	58,705	62,450	84,624	110,881	127,900	148,200	157,800	162,800	166,800	170,300	173,800	177,300	180,700	184,000	187,300	
<b>Total Health Treatment Cards</b>	<b>257,566</b>	<b>245,605</b>	<b>233,800</b>	<b>223,181</b>	<b>217,562</b>	<b>208,181</b>	<b>200,245</b>	<b>193,968</b>	<b>190,967</b>	<b>207,160</b>	<b>230,399</b>	<b>244,400</b>	<b>258,900</b>	<b>264,000</b>	<b>265,200</b>	<b>266,100</b>	<b>267,100</b>	<b>268,600</b>	<b>270,500</b>	<b>272,500</b>	<b>274,500</b>	<b>276,700</b>	
Repatriation Pharmaceutical Benefits Cards (Orange Cards)	10,614	9,293	7,996	6,817	5,744	4,709	3,799	3,024	2,315	1,774	1,542	1,300	1,000	700	500	300	200	100	100	0	0	0	
<b>Other Income Support Categories:</b>																							
Income Support Supplement	77,584	73,970	69,989	65,730	61,463	56,725	52,292	47,036	42,464	38,403	36,350	34,400	30,600	27,300	24,300	21,800	19,600	17,800	16,300	15,000	13,900	13,000	
Age Pensioners	5,167	4,779	4,412	4,121	3,833	3,658	3,538	3,380	3,225	3,338	3,317	3,300	3,200	3,200	3,200	3,200	3,200	3,200	3,300	3,300	3,300	3,300	
Commonwealth Seniors Health Cards	7,269	7,014	6,428	6,069	5,150	4,698	4,321	7,222	4,098	4,092	3,965	3,800	3,500	3,300	3,100	2,900	2,800	2,700	2,700	2,600	2,500	2,400	
Defence Force Income Support Supplement (DFISA)	18,678	17,941	17,050	16,159	15,447	15,192	14,784	14,174	13,933	14,328	14,141	14,100	14,000	13,800	13,700	13,600	13,600	13,500	13,500	13,500	13,400	13,300	
<b>Total Income Support Beneficiaries (a)</b>	<b>283,823</b>	<b>267,297</b>	<b>250,472</b>	<b>234,603</b>	<b>219,153</b>	<b>204,180</b>	<b>190,423</b>	<b>176,232</b>	<b>161,184</b>	<b>151,543</b>	<b>146,233</b>	<b>141,200</b>	<b>131,400</b>	<b>122,600</b>	<b>114,800</b>	<b>107,800</b>	<b>101,600</b>	<b>96,100</b>	<b>91,100</b>	<b>86,500</b>	<b>82,300</b>	<b>78,300</b>	
<b>Total Disability Compensation Beneficiaries (b)</b>	<b>222,876</b>	<b>212,749</b>	<b>202,154</b>	<b>192,236</b>	<b>182,345</b>	<b>171,874</b>	<b>162,247</b>	<b>153,463</b>	<b>144,843</b>	<b>137,352</b>	<b>134,341</b>	<b>130,600</b>	<b>123,400</b>	<b>116,900</b>	<b>111,300</b>	<b>106,200</b>	<b>101,800</b>	<b>97,900</b>	<b>94,300</b>	<b>91,100</b>	<b>88,100</b>	<b>85,200</b>	

(a) - Includes veteran service pensions, dependant service pensions, income support supplement, age pensions, commonwealth seniors health cards and DFISA recipients.  
 (b) - Includes disability, war widow, orphan and adequate means of support pensions.



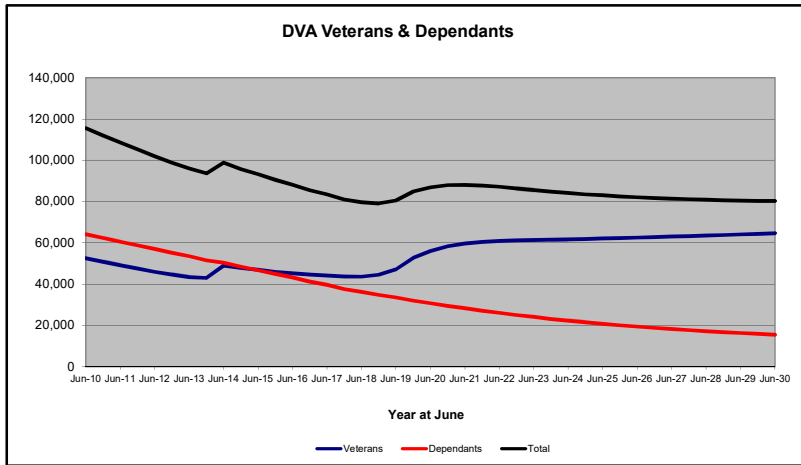
Date of Most Recent Actual Data : 3 Jan 2020

**DVA PROJECTED BENEFICIARY NUMBERS WITH ACTUALS TO 31 DECEMBER 2019 - NEW SOUTH WALES**

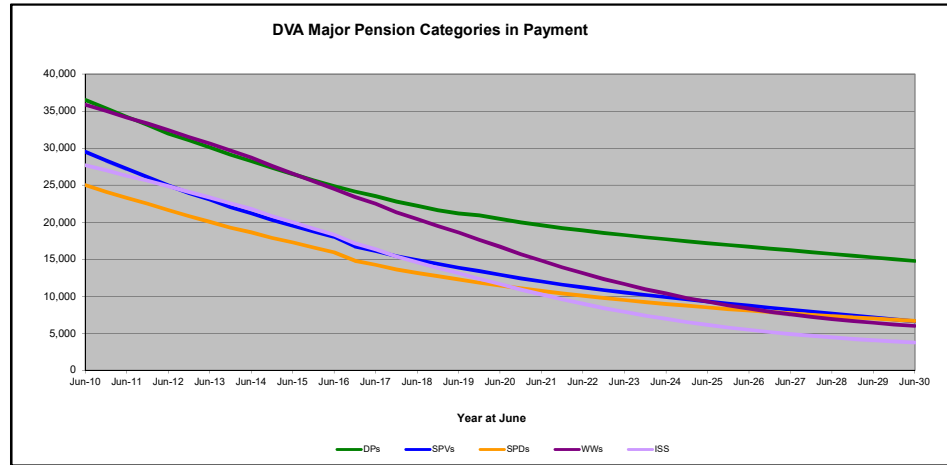
**Executive Summary of DVA Beneficiaries in Receipt of Pension(s), Allowance(s) or Health Care**

BENEFICIARY CATEGORY	ACTUAL DATA											FORECAST DATA											
	June 2010	June 2011	June 2012	June 2013	June 2014	June 2015	June 2016	June 2017	June 2018	June 2019	Dec 2019	June 2020	June 2021	June 2022	June 2023	June 2024	June 2025	June 2026	June 2027	June 2028	June 2029	June 2030	
<b>Veterans :</b>																							
Disability Pensioners in Payment	36,510	34,235	31,988	30,119	28,257	26,502	24,873	23,504	22,243	21,200	20,913	20,400	19,600	18,900	18,300	17,700	17,200	16,700	16,200	15,700	15,200	14,800	
Age Pension Veterans (Included Above)	1,055	959	868	791	700	644	594	533	488	500	473	500	500	500	500	500	500	500	500	500	600	600	
Service Pension Veterans	29,497	27,210	24,954	23,067	21,211	19,527	18,026	16,100	14,877	13,900	13,410	12,900	12,000	11,200	10,500	9,900	9,300	8,700	8,200	7,700	7,100	6,600	
Disability Pensioner & Service Pension Veteran Overlap	19,371	17,961	16,535	15,326	14,115	12,982	11,999	10,641	9,844	9,200	8,876	8,500	7,900	7,400	7,000	6,600	6,200	5,800	5,400	5,000	4,600	4,200	
Treatment Cards, Allowances or Accepted Disabilities Only	5,928	5,671	5,566	5,556	13,564	13,898	14,398	15,150	16,369	21,300	27,258	31,200	36,000	38,300	39,600	40,700	41,800	42,900	44,100	45,200	46,300	47,500	
MRCA Veterans	n/a	n/a	n/a	n/a	4,082	4,768	5,475	6,298	7,337	9,100	9,852	11,000	13,500	15,700	17,700	19,300	20,800	22,200	23,600	24,900	26,200	27,600	
SRCA Veterans	n/a	n/a	n/a	n/a	12,010	12,118	12,231	12,321	12,428	12,700	12,843	12,900	13,200	13,400	13,600	13,800	13,900	14,000	14,100	14,200	14,300	14,400	
<b>Total Veterans</b>	<b>52,564</b>	<b>49,155</b>	<b>45,973</b>	<b>43,416</b>	<b>48,939</b>	<b>46,945</b>	<b>45,298</b>	<b>44,113</b>	<b>43,645</b>	<b>47,200</b>	<b>52,705</b>	<b>56,000</b>	<b>59,600</b>	<b>60,900</b>	<b>61,400</b>	<b>61,700</b>	<b>62,100</b>	<b>62,600</b>	<b>63,100</b>	<b>63,600</b>	<b>64,100</b>	<b>64,700</b>	
<b>Dependants :</b>																							
Service Pension Dependants	24,994	23,287	21,640	20,055	18,637	17,269	15,929	14,247	13,153	12,300	11,836	11,500	10,700	10,100	9,500	9,000	8,500	8,100	7,700	7,300	7,000	6,700	
War Widow(er)s	35,855	34,128	32,431	30,652	28,723	26,569	24,507	22,489	20,437	18,600	17,630	16,700	14,800	13,100	11,600	10,400	9,300	8,300	7,600	6,900	6,400	6,000	
Orphans	53	47	47	47	44	52	45	51	49	50	49	50	50	50	50	40	40	40	30	30	30	20	
Adequate Means of Support (a)	150	145	139	136	131	126	123	119	114	110	108	110	110	100	100	100	100	100	90	90	90	80	
Age Pension Partners	754	692	624	557	478	443	401	358	325	300	295	300	200	200	200	200	200	100	100	100	100	100	
Commonwealth Seniors Health Cards Dependants	1,206	1,183	1,136	1,108	988	926	859	1,379	795	800	773	700	700	600	600	600	500	500	500	500	500	500	
Defence Force Income Support Supplement Dependants	2,290	2,146	1,983	1,830	1,663	1,598	1,517	1,402	1,366	1,400	1,309	1,300	1,200	1,100	1,000	900	800	800	700	600	600	600	
MRCA Dependants	n/a	n/a	n/a	n/a	45	47	52	55	61	70	70	80	90	90	90	90	90	90	90	90	90	90	
Other Dependants	143	145	181	209	627	581	574	526	615	600	560	700	900	1,100	1,300	1,400	1,500	1,600	1,600	1,700	1,700	1,700	
Total Overlap Between Dependant Categories	1,290	1,232	1,145	1,060	919	857	773	931	652	600	602	500	500	400	400	300	300	300	300	200	200	200	
<b>Total Dependants</b>	<b>64,155</b>	<b>60,541</b>	<b>57,036</b>	<b>53,534</b>	<b>50,417</b>	<b>46,754</b>	<b>43,234</b>	<b>39,695</b>	<b>36,263</b>	<b>33,600</b>	<b>32,038</b>	<b>30,800</b>	<b>28,400</b>	<b>26,100</b>	<b>24,100</b>	<b>22,400</b>	<b>20,800</b>	<b>19,400</b>	<b>18,300</b>	<b>17,200</b>	<b>16,300</b>	<b>15,500</b>	
<b>Total Veterans and Total Dependants Overlap</b>	<b>1,203</b>	<b>1,089</b>	<b>1,018</b>	<b>914</b>	<b>522</b>	<b>429</b>	<b>360</b>	<b>297</b>	<b>249</b>	<b>200</b>	<b>224</b>	<b>200</b>	<b>200</b>	<b>200</b>	<b>200</b>	<b>200</b>	<b>200</b>	<b>200</b>	<b>200</b>	<b>200</b>	<b>200</b>	<b>200</b>	
<b>Nett Total Clients *</b>	<b>115,516</b>	<b>108,607</b>	<b>101,991</b>	<b>96,036</b>	<b>98,834</b>	<b>93,270</b>	<b>88,172</b>	<b>83,511</b>	<b>79,666</b>	<b>80,600</b>	<b>84,837</b>	<b>86,900</b>	<b>88,100</b>	<b>87,200</b>	<b>85,600</b>	<b>84,200</b>	<b>83,000</b>	<b>82,100</b>	<b>81,400</b>	<b>80,900</b>	<b>80,500</b>	<b>80,300</b>	

\* - From June 2014 this report contains a more complete count of total DVA clients. The previous count; Net Total Beneficiaries; included all persons receiving a VEA pension/allowance or holding a treatment or pharmaceutical entitlement card. In contrast, the Nett Total Client count also includes any veteran with one or more service related disabilities accepted under the SRCA or the MRCA as well as dependent children of veterans currently receiving student payments under the VCES or MRCAETS.



Date of Most Recent Actual Data : 3 Jan 2020



Continued next page

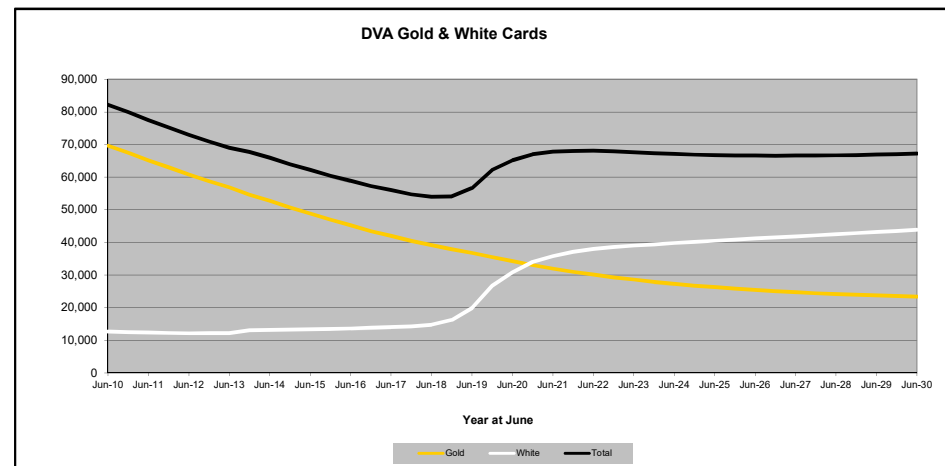
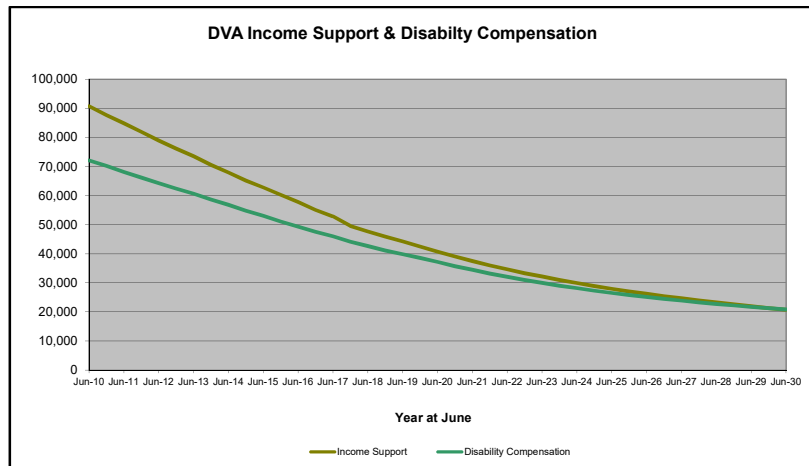
# DVA PROJECTED BENEFICIARY NUMBERS WITH ACTUALS TO 31 DECEMBER 2019 - NEW SOUTH WALES

## Executive Summary of DVA Beneficiaries in Receipt of Pension(s), Allowance(s) or Health Care

BENEFICIARY CATEGORY (Subsets of Net Total Beneficiaries on Previous Page)	ACTUAL DATA											FORECAST DATA											
	June 2010	June 2011	June 2012	June 2013	June 2014	June 2015	June 2016	June 2017	June 2018	June 2019	Dec 2019	June 2020	June 2021	June 2022	June 2023	June 2024	June 2025	June 2026	June 2027	June 2028	June 2029	June 2030	
<b>Health Treatment Card Holders :</b>																							
Gold Cards	69,607	65,139	60,825	56,862	52,789	48,856	45,271	42,007	39,190	36,800	35,489	34,300	32,000	30,100	28,600	27,300	26,300	25,400	24,700	24,200	23,700	23,400	
White Cards	12,643	12,346	12,154	12,152	13,184	13,376	13,624	14,057	14,783	19,900	26,736	30,900	35,800	38,000	39,000	39,800	40,500	41,200	41,900	42,500	43,200	43,900	
<b>Total Health Treatment Cards</b>	<b>82,250</b>	<b>77,485</b>	<b>72,979</b>	<b>69,014</b>	<b>65,973</b>	<b>62,232</b>	<b>58,895</b>	<b>56,064</b>	<b>53,973</b>	<b>56,700</b>	<b>62,225</b>	<b>65,200</b>	<b>67,800</b>	<b>68,100</b>	<b>67,600</b>	<b>67,100</b>	<b>66,800</b>	<b>66,600</b>	<b>66,600</b>	<b>66,700</b>	<b>66,900</b>	<b>67,200</b>	
Repatriation Pharmaceutical Benefits Cards (Orange Cards)	3,072	2,668	2,299	1,977	1,650	1,353	1,102	895	689	500	489	400	300	200	200	100	100	0	0	0	0	0	
<b>Other Income Support Categories:</b>																							
Income Support Supplement	27,697	26,278	24,847	23,354	21,781	20,004	18,325	16,347	14,597	13,100	12,357	11,600	10,200	9,000	7,900	7,000	6,200	5,500	4,900	4,500	4,100	3,800	
Age Pensioners	1,809	1,651	1,492	1,348	1,189	1,096	1,003	899	820	800	779	800	700	700	700	700	700	700	700	700	700	700	
Commonwealth Seniors Health Cards	2,136	2,037	1,884	1,794	1,552	1,382	1,263	2,161	1,197	1,200	1,179	1,100	1,000	1,000	900	900	800	800	800	800	700	700	
Defence Force Income Support Supplement (DFISA)	6,089	5,691	5,300	4,926	4,534	4,338	4,055	3,789	3,619	3,600	3,509	3,500	3,300	3,300	3,200	3,100	3,100	3,000	3,000	3,000	2,900	2,900	
<b>Total Income Support Beneficiaries (a)</b>	<b>90,761</b>	<b>84,838</b>	<b>78,944</b>	<b>73,521</b>	<b>68,008</b>	<b>62,801</b>	<b>57,867</b>	<b>52,879</b>	<b>47,644</b>	<b>44,300</b>	<b>42,479</b>	<b>40,800</b>	<b>37,500</b>	<b>34,700</b>	<b>32,200</b>	<b>29,900</b>	<b>28,000</b>	<b>26,300</b>	<b>24,700</b>	<b>23,300</b>	<b>22,000</b>	<b>20,700</b>	
<b>Total Disability Compensation Beneficiaries (b)</b>	<b>72,155</b>	<b>68,170</b>	<b>64,251</b>	<b>60,634</b>	<b>56,872</b>	<b>53,011</b>	<b>49,349</b>	<b>45,997</b>	<b>42,696</b>	<b>39,900</b>	<b>38,584</b>	<b>37,200</b>	<b>34,500</b>	<b>32,100</b>	<b>30,000</b>	<b>28,200</b>	<b>26,600</b>	<b>25,100</b>	<b>23,900</b>	<b>22,800</b>	<b>21,800</b>	<b>20,900</b>	

(a) - Includes veteran service pensions, dependant service pensions, income support supplement, age pensions, commonwealth seniors health cards and DFISA recipients.

(b) - Includes disability, war widow, orphan and adequate means of support pensions.



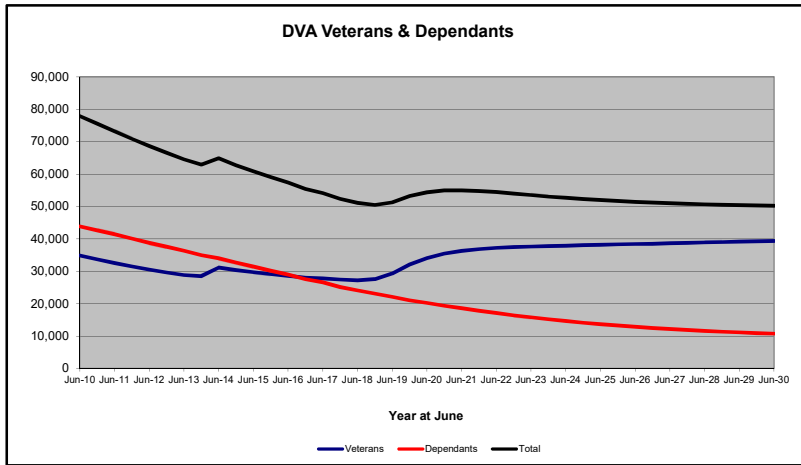
Date of Most Recent Actual Data : 3 Jan 2020

**DVA PROJECTED BENEFICIARY NUMBERS WITH ACTUALS TO 31 DECEMBER 2019 - VICTORIA**

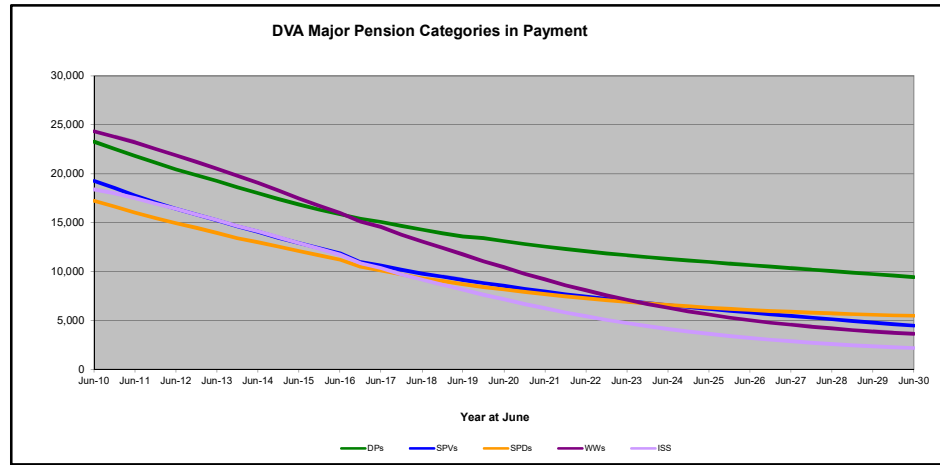
**Executive Summary of DVA Beneficiaries in Receipt of Pension(s), Allowance(s) or Health Care**

BENEFICIARY CATEGORY	ACTUAL DATA											FORECAST DATA											
	June 2010	June 2011	June 2012	June 2013	June 2014	June 2015	June 2016	June 2017	June 2018	June 2019	Dec 2019	June 2020	June 2021	June 2022	June 2023	June 2024	June 2025	June 2026	June 2027	June 2028	June 2029	June 2030	
<b>Veterans :</b>																							
Disability Pensioners in Payment	23,268	21,801	20,439	19,253	18,020	16,859	15,856	15,070	14,285	13,600	13,413	13,100	12,600	12,100	11,700	11,300	11,000	10,700	10,400	10,000	9,700	9,400	
Age Pension Veterans (Included Above)	698	633	574	514	465	430	388	346	317	300	299	300	300	300	300	300	300	300	300	300	300	300	
Service Pension Veterans	19,257	17,756	16,407	15,227	14,070	12,914	11,882	10,620	9,794	9,100	8,834	8,500	7,900	7,400	7,000	6,600	6,200	5,800	5,500	5,100	4,800	4,500	
Disability Pensioner & Service Pension Veteran Overlap	12,149	11,253	10,441	9,714	9,005	8,280	7,628	6,810	6,315	5,900	5,678	5,500	5,100	4,800	4,400	4,200	3,900	3,600	3,300	3,100	2,800	2,500	
Treatment Cards, Allowances or Accepted Disabilities Only	4,468	4,222	4,093	4,059	8,053	8,233	8,485	8,880	9,461	12,400	15,498	17,900	20,900	22,500	23,400	24,200	24,900	25,500	26,100	26,800	27,400	28,000	
MRCA Veterans	n/a	n/a	n/a	n/a	2,098	2,475	2,875	3,304	3,832	4,600	4,911	5,500	6,700	7,900	9,000	10,000	10,900	11,700	12,400	13,100	13,900	14,600	
SRCA Veterans	n/a	n/a	n/a	n/a	7,191	7,262	7,371	7,502	7,628	7,900	7,999	8,100	8,400	8,600	8,800	9,000	9,100	9,300	9,400	9,500	9,500	9,600	
<b>Total Veterans</b>	<b>34,844</b>	<b>32,526</b>	<b>30,498</b>	<b>28,825</b>	<b>31,151</b>	<b>29,726</b>	<b>28,595</b>	<b>27,760</b>	<b>27,225</b>	<b>29,300</b>	<b>32,067</b>	<b>34,000</b>	<b>36,300</b>	<b>37,200</b>	<b>37,600</b>	<b>37,900</b>	<b>38,200</b>	<b>38,400</b>	<b>38,600</b>	<b>38,900</b>	<b>39,100</b>	<b>39,400</b>	
<b>Dependants :</b>																							
Service Pension Dependants	17,239	16,028	14,928	13,956	12,997	12,085	11,216	10,101	9,325	8,700	8,419	8,200	7,700	7,300	6,900	6,600	6,300	6,100	5,900	5,700	5,600	5,500	
War Widow(er)s	24,328	23,214	21,877	20,511	19,061	17,478	15,982	14,562	13,085	11,700	11,059	10,400	9,200	8,100	7,100	6,300	5,600	5,000	4,600	4,200	3,900	3,600	
Orphans	32	30	34	27	30	26	22	17	18	10	12	10	10	10	10	10	10	10	10	10	10	10	
Adequate Means of Support (a)	105	101	100	97	97	88	81	80	72	70	67	70	70	70	60	60	60	60	60	60	60	60	
Age Pension Partners	505	469	422	390	337	301	285	260	226	200	199	200	200	100	100	100	100	100	100	100	100	100	
Commonwealth Seniors Health Cards Dependants	940	915	847	803	684	638	598	961	550	500	526	500	500	400	400	400	400	400	300	300	300	300	
Defence Force Income Support Supplement Dependants	1,582	1,478	1,323	1,207	1,065	1,005	952	881	826	800	764	800	700	700	600	600	500	500	500	500	500	500	
MRCA Dependants	n/a	n/a	n/a	n/a	20	20	19	21	24	30	30	40	40	40	40	30	30	30	30	30	30	30	
Other Dependants	68	67	79	87	363	346	354	339	375	400	338	400	500	600	700	700	700	800	800	800	800	800	
Total Overlap Between Dependant Categories	979	913	827	766	630	572	530	639	414	400	365	300	300	200	200	100	100	100	100	100	100	100	
<b>Total Dependants</b>	<b>43,820</b>	<b>41,389</b>	<b>38,783</b>	<b>36,312</b>	<b>34,024</b>	<b>31,415</b>	<b>28,979</b>	<b>26,583</b>	<b>24,087</b>	<b>22,100</b>	<b>21,055</b>	<b>20,200</b>	<b>18,600</b>	<b>17,100</b>	<b>15,800</b>	<b>14,600</b>	<b>13,700</b>	<b>12,900</b>	<b>12,200</b>	<b>11,600</b>	<b>11,100</b>	<b>10,800</b>	
<b>Total Veterans and Total Dependants Overlap</b>	<b>799</b>	<b>747</b>	<b>651</b>	<b>599</b>	<b>333</b>	<b>291</b>	<b>252</b>	<b>209</b>	<b>184</b>	<b>200</b>	<b>144</b>	<b>100</b>	<b>100</b>	<b>100</b>	<b>100</b>	<b>100</b>	<b>100</b>	<b>100</b>	<b>100</b>	<b>100</b>	<b>100</b>	<b>100</b>	
<b>Nett Total Clients *</b>	<b>77,865</b>	<b>73,168</b>	<b>68,630</b>	<b>64,538</b>	<b>64,842</b>	<b>60,850</b>	<b>57,322</b>	<b>54,134</b>	<b>51,129</b>	<b>51,300</b>	<b>53,214</b>	<b>54,400</b>	<b>55,000</b>	<b>54,500</b>	<b>53,500</b>	<b>52,700</b>	<b>52,000</b>	<b>51,400</b>	<b>51,000</b>	<b>50,700</b>	<b>50,400</b>	<b>50,200</b>	

\* - From June 2014 this report contains a more complete count of total DVA clients. The previous count; Net Total Beneficiaries; included all persons receiving a VEA pension/allowance or holding a treatment or pharmaceutical entitlement card. In contrast, the Nett Total Client count also includes any veteran with one or more service related disabilities accepted under the SRCA or the MRCA as well as dependent children of veterans currently receiving student payments under the VCES or MRCAETS.



Date of Most Recent Actual Data : 3 Jan 2020



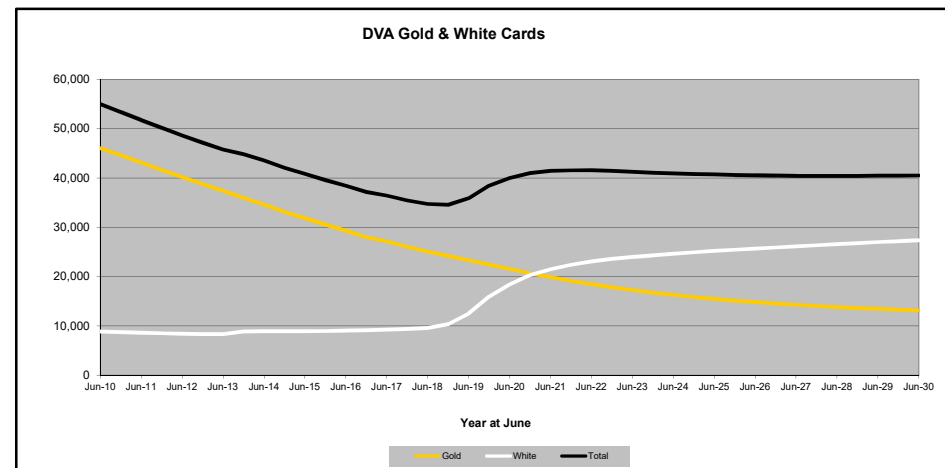
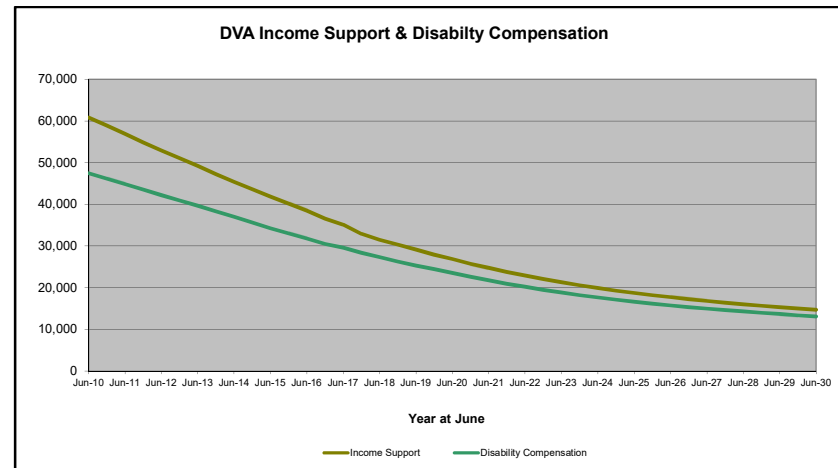
Continued next page

# DVA PROJECTED BENEFICIARY NUMBERS WITH ACTUALS TO 31 DECEMBER 2019 - VICTORIA

## Executive Summary of DVA Beneficiaries in Receipt of Pension(s), Allowance(s) or Health Care

BENEFICIARY CATEGORY (Subsets of Net Total Beneficiaries on Previous Page)	ACTUAL DATA											FORECAST DATA											
	June 2010	June 2011	June 2012	June 2013	June 2014	June 2015	June 2016	June 2017	June 2018	June 2019	Dec 2019	June 2020	June 2021	June 2022	June 2023	June 2024	June 2025	June 2026	June 2027	June 2028	June 2029	June 2030	
<b>Health Treatment Card Holders :</b>																							
Gold Cards	46,076	43,109	40,198	37,427	34,630	31,878	29,346	27,155	25,116	23,300	22,456	21,600	19,900	18,500	17,300	16,300	15,500	14,900	14,300	13,900	13,500	13,200	
White Cards	8,915	8,631	8,425	8,356	8,944	8,957	9,109	9,289	9,624	12,600	15,998	18,400	21,500	23,100	24,000	24,700	25,300	25,700	26,100	26,600	27,000	27,400	
<b>Total Health Treatment Cards</b>	<b>54,991</b>	<b>51,740</b>	<b>48,623</b>	<b>45,783</b>	<b>43,574</b>	<b>40,835</b>	<b>38,455</b>	<b>36,444</b>	<b>34,740</b>	<b>35,900</b>	<b>38,454</b>	<b>40,000</b>	<b>41,500</b>	<b>41,600</b>	<b>41,300</b>	<b>41,000</b>	<b>40,800</b>	<b>40,600</b>	<b>40,500</b>	<b>40,500</b>	<b>40,500</b>	<b>40,500</b>	
Repatriation Pharmaceutical Benefits Cards (Orange Cards)	2,362	2,065	1,767	1,501	1,264	1,044	842	665	512	400	341	300	200	200	100	100	100	0	0	0	0	0	
<b>Other Income Support Categories:</b>																							
Income Support Supplement	18,401	17,516	16,413	15,270	14,115	12,919	11,721	10,367	9,186	8,200	7,631	7,200	6,300	5,400	4,700	4,100	3,600	3,200	2,900	2,600	2,400	2,200	
Age Pensioners	1,203	1,102	996	904	811	738	679	611	548	500	504	500	400	400	400	400	400	400	400	400	400	400	
Commonwealth Seniors Health Cards	1,624	1,556	1,402	1,315	1,091	996	922	1,554	857	900	825	800	700	700	600	600	600	600	600	600	600	600	
Defence Force Income Support Supplement (DFISA)	4,092	3,863	3,545	3,242	2,927	2,748	2,549	2,337	2,205	2,200	2,077	2,100	2,000	2,000	1,900	1,900	1,900	1,900	1,900	1,900	1,900	1,900	
<b>Total Income Support Beneficiaries (a)</b>	<b>60,844</b>	<b>56,943</b>	<b>52,905</b>	<b>49,218</b>	<b>45,402</b>	<b>41,855</b>	<b>38,466</b>	<b>35,150</b>	<b>31,518</b>	<b>29,100</b>	<b>27,924</b>	<b>26,900</b>	<b>24,800</b>	<b>22,900</b>	<b>21,300</b>	<b>19,900</b>	<b>18,700</b>	<b>17,700</b>	<b>16,800</b>	<b>16,000</b>	<b>15,300</b>	<b>14,700</b>	
<b>Total Disability Compensation Beneficiaries (b)</b>	<b>47,447</b>	<b>44,880</b>	<b>42,216</b>	<b>39,680</b>	<b>37,014</b>	<b>34,283</b>	<b>31,794</b>	<b>29,605</b>	<b>27,352</b>	<b>25,300</b>	<b>24,478</b>	<b>23,600</b>	<b>21,800</b>	<b>20,200</b>	<b>18,800</b>	<b>17,700</b>	<b>16,700</b>	<b>15,800</b>	<b>15,000</b>	<b>14,300</b>	<b>13,700</b>	<b>13,100</b>	

- (a) - Includes veteran service pensions, dependant service pensions, income support supplement, age pensions, commonwealth seniors health cards and DFISA recipients.
- (b) - Includes disability, war widow, orphan and adequate means of support pensions.



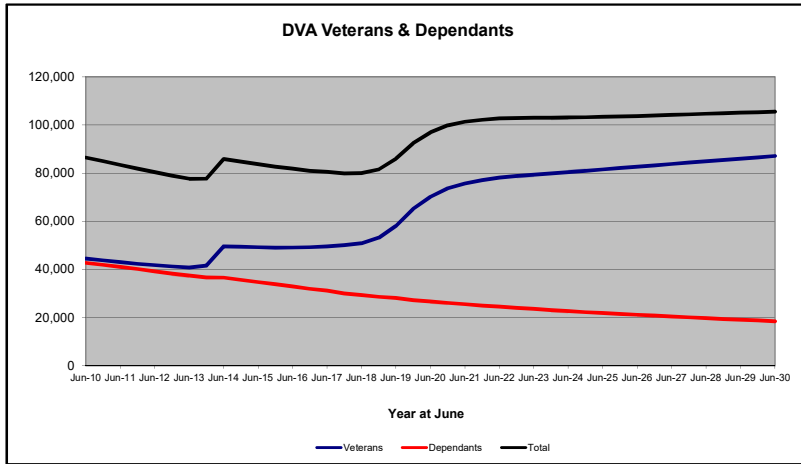
Date of Most Recent Actual Data : 3 Jan 2020

**DVA PROJECTED BENEFICIARY NUMBERS WITH ACTUALS TO 31 DECEMBER 2019 - QUEENSLAND**

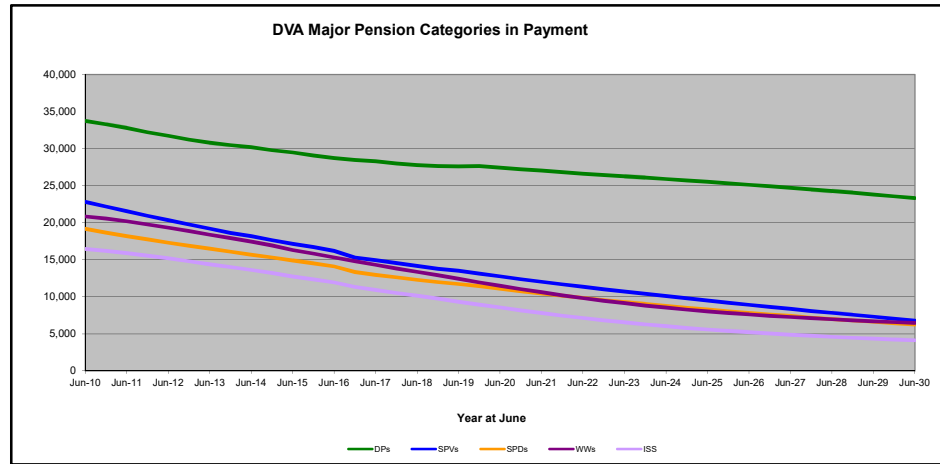
**Executive Summary of DVA Beneficiaries in Receipt of Pension(s), Allowance(s) or Health Care**

BENEFICIARY CATEGORY	ACTUAL DATA											FORECAST DATA											
	June 2010	June 2011	June 2012	June 2013	June 2014	June 2015	June 2016	June 2017	June 2018	June 2019	Dec 2019	June 2020	June 2021	June 2022	June 2023	June 2024	June 2025	June 2026	June 2027	June 2028	June 2029	June 2030	
<b>Veterans :</b>																							
Disability Pensioners in Payment	33,738	32,795	31,724	30,810	30,195	29,484	28,734	28,300	27,777	27,600	27,668	27,400	27,000	26,600	26,300	25,900	25,500	25,100	24,700	24,300	23,800	23,300	
Age Pension Veterans (Included Above)	675	643	625	621	622	641	678	692	695	800	837	900	900	1,000	1,000	1,100	1,100	1,200	1,200	1,300	1,300	1,300	
Service Pension Veterans	22,809	21,542	20,345	19,201	18,186	17,142	16,196	14,945	14,149	13,500	13,120	12,700	12,000	11,300	10,700	10,100	9,500	8,900	8,400	7,800	7,300	6,800	
Disability Pensioner & Service Pension Veteran Overlap	16,496	15,773	15,074	14,438	13,905	13,311	12,741	11,896	11,413	11,000	10,755	10,500	9,900	9,400	8,900	8,400	7,900	7,400	6,900	6,400	5,900	5,400	
Treatment Cards, Allowances or Accepted Disabilities Only	4,451	4,510	4,822	5,208	15,126	15,938	16,902	18,230	20,373	28,000	35,131	40,400	46,600	49,600	51,300	52,800	54,400	56,000	57,600	59,200	60,800	62,400	
MRCA Veterans	n/a	n/a	n/a	n/a	6,006	7,073	8,015	9,308	10,769	13,600	14,772	16,600	20,300	23,400	25,900	28,100	30,000	31,900	33,700	35,400	37,200	39,000	
SRCA Veterans	n/a	n/a	n/a	n/a	16,342	16,506	16,752	17,107	17,377	18,200	18,630	18,900	19,600	20,200	20,700	21,200	21,600	21,900	22,200	22,400	22,600	22,700	
<b>Total Veterans</b>	<b>44,502</b>	<b>43,074</b>	<b>41,817</b>	<b>40,781</b>	<b>49,609</b>	<b>49,253</b>	<b>49,091</b>	<b>49,579</b>	<b>50,886</b>	<b>58,100</b>	<b>65,164</b>	<b>70,100</b>	<b>75,700</b>	<b>78,100</b>	<b>79,400</b>	<b>80,400</b>	<b>81,500</b>	<b>82,600</b>	<b>83,800</b>	<b>84,900</b>	<b>86,000</b>	<b>87,100</b>	
<b>Dependants :</b>																							
Service Pension Dependants	19,172	18,176	17,310	16,482	15,684	14,900	14,105	12,957	12,282	11,700	11,436	11,100	10,500	9,900	9,300	8,800	8,300	7,800	7,400	7,000	6,600	6,300	
War Widow(er)s	20,836	20,189	19,329	18,377	17,442	16,304	15,314	14,325	13,364	12,400	11,937	11,500	10,600	9,800	9,100	8,600	8,000	7,600	7,300	7,000	6,700	6,500	
Orphans	58	65	61	60	62	59	49	43	44	40	39	40	50	50	60	60	60	60	50	50	50	50	
Adequate Means of Support (a)	83	80	77	74	72	72	69	66	61	60	59	60	60	60	60	60	60	50	50	50	50	50	
Age Pension Partners	440	403	383	378	357	369	365	361	372	400	416	400	400	300	300	300	300	300	300	200	200	200	
Commonwealth Seniors Health Cards Dependants	697	705	655	646	568	564	515	936	515	500	504	500	500	400	400	400	400	400	400	400	400	400	
Defence Force Income Support Supplement Dependants	2,037	1,986	1,931	1,921	1,941	2,007	2,062	2,052	2,099	2,200	2,231	2,200	2,100	2,100	2,000	1,900	1,800	1,700	1,600	1,500	1,400	1,300	
MRCA Dependants	n/a	n/a	n/a	n/a	57	74	73	92	99	110	130	130	130	130	130	130	120	120	110	110	110	110	
Other Dependants	117	123	154	166	992	982	1,019	1,037	1,074	1,200	1,036	1,300	1,800	2,200	2,600	3,000	3,300	3,500	3,700	3,800	3,900	4,000	
Total Overlap Between Dependant Categories	729	693	660	647	582	573	561	667	547	600	566	500	500	500	400	400	400	400	300	300	300	300	
<b>Total Dependants</b>	<b>42,711</b>	<b>41,034</b>	<b>39,240</b>	<b>37,457</b>	<b>36,593</b>	<b>34,758</b>	<b>33,010</b>	<b>31,202</b>	<b>29,363</b>	<b>28,200</b>	<b>27,219</b>	<b>26,700</b>	<b>25,600</b>	<b>24,600</b>	<b>23,600</b>	<b>22,700</b>	<b>21,900</b>	<b>21,200</b>	<b>20,500</b>	<b>19,800</b>	<b>19,100</b>	<b>18,500</b>	
<b>Total Veterans and Total Dependants Overlap</b>	<b>747</b>	<b>698</b>	<b>618</b>	<b>559</b>	<b>329</b>	<b>292</b>	<b>260</b>	<b>248</b>	<b>240</b>	<b>200</b>	<b>265</b>	<b>300</b>	<b>300</b>	<b>300</b>	<b>300</b>	<b>300</b>	<b>400</b>	<b>400</b>	<b>400</b>	<b>400</b>	<b>400</b>	<b>400</b>	
<b>Nett Total Clients *</b>	<b>86,466</b>	<b>83,410</b>	<b>80,439</b>	<b>77,679</b>	<b>85,873</b>	<b>83,719</b>	<b>81,841</b>	<b>80,533</b>	<b>80,022</b>	<b>86,000</b>	<b>92,482</b>	<b>96,900</b>	<b>101,300</b>	<b>102,700</b>	<b>103,000</b>	<b>103,100</b>	<b>103,400</b>	<b>103,700</b>	<b>104,200</b>	<b>104,600</b>	<b>105,100</b>	<b>105,500</b>	

\* - From June 2014 this report contains a more complete count of total DVA clients. The previous count; Net Total Beneficiaries; included all persons receiving a VEA pension/allowance or holding a treatment or pharmaceutical entitlement card. In contrast, the Nett Total Client count also includes any veteran with one or more service related disabilities accepted under the SRCA or the MRCA as well as dependent children of veterans currently receiving student payments under the VCES or MRCAETS.



Date of Most Recent Actual Data : 3 Jan 2020



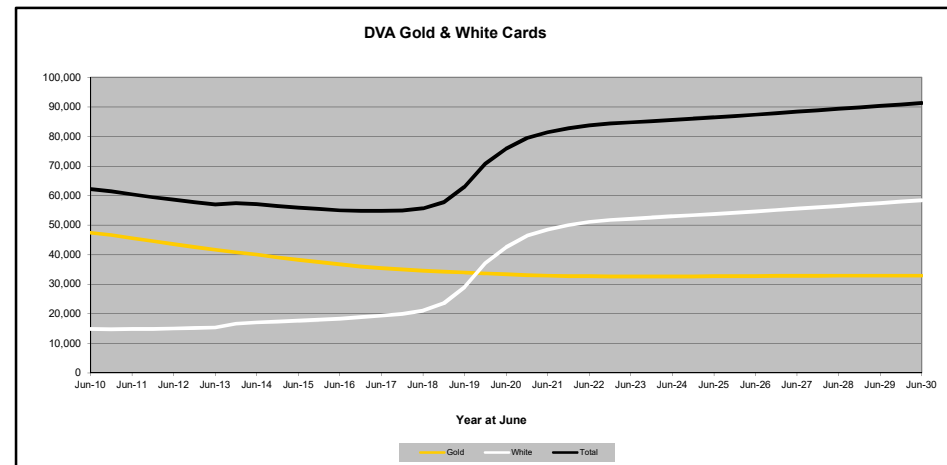
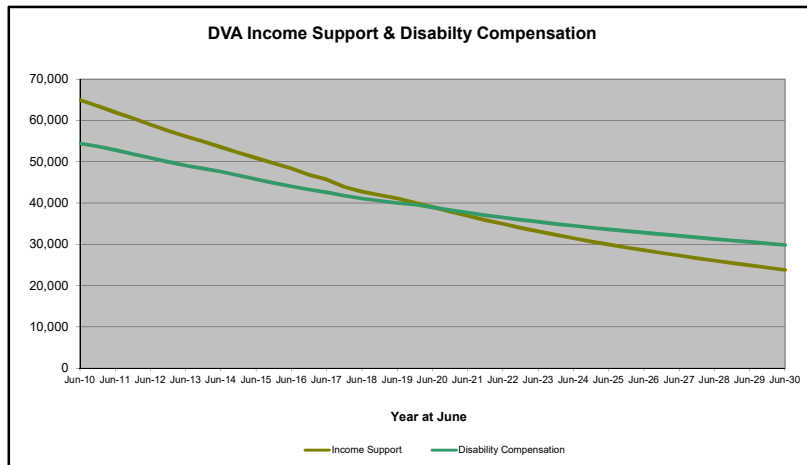
Continued next page

# DVA PROJECTED BENEFICIARY NUMBERS WITH ACTUALS TO 31 DECEMBER 2019 - QUEENSLAND

## Executive Summary of DVA Beneficiaries in Receipt of Pension(s), Allowance(s) or Health Care

BENEFICIARY CATEGORY (Subsets of Net Total Beneficiaries on Previous Page)	ACTUAL DATA											FORECAST DATA											
	June 2010	June 2011	June 2012	June 2013	June 2014	June 2015	June 2016	June 2017	June 2018	June 2019	Dec 2019	June 2020	June 2021	June 2022	June 2023	June 2024	June 2025	June 2026	June 2027	June 2028	June 2029	June 2030	
<b>Health Treatment Card Holders :</b>																							
Gold Cards	47,407	45,607	43,583	41,661	40,041	38,253	36,740	35,479	34,602	34,000	33,667	33,400	32,900	32,700	32,600	32,700	32,700	32,800	32,800	32,900	32,900	32,900	
White Cards	14,832	14,822	15,041	15,326	17,050	17,682	18,268	19,346	21,055	29,000	37,146	42,500	48,500	51,100	52,200	53,000	53,800	54,700	55,600	56,500	57,500	58,500	
<b>Total Health Treatment Cards</b>	<b>62,239</b>	<b>60,429</b>	<b>58,624</b>	<b>56,987</b>	<b>57,091</b>	<b>55,935</b>	<b>55,008</b>	<b>54,825</b>	<b>55,657</b>	<b>63,000</b>	<b>70,813</b>	<b>75,900</b>	<b>81,500</b>	<b>83,800</b>	<b>84,800</b>	<b>85,600</b>	<b>86,500</b>	<b>87,400</b>	<b>88,400</b>	<b>89,400</b>	<b>90,400</b>	<b>91,400</b>	
Repatriation Pharmaceutical Benefits Cards (Orange Cards)	1,931	1,694	1,460	1,239	1,038	845	670	535	396	300	264	200	200	100	100	100	0	0	0	0	0	0	
<b>Other Income Support Categories:</b>																							
Income Support Supplement	16,460	15,894	15,189	14,379	13,632	12,727	11,935	10,923	10,126	9,300	8,929	8,600	7,800	7,100	6,600	6,000	5,600	5,200	4,900	4,600	4,300	4,100	
Age Pensioners	1,115	1,046	1,008	999	994	1,022	1,054	1,062	1,075	1,200	1,266	1,300	1,300	1,300	1,400	1,400	1,400	1,500	1,500	1,500	1,600	1,600	
Commonwealth Seniors Health Cards	1,338	1,303	1,190	1,146	994	942	855	1,625	856	900	863	800	800	800	700	700	700	700	700	700	700	700	
Defence Force Income Support Supplement (DFISA)	4,995	4,918	4,826	4,771	4,889	5,017	5,117	5,083	5,193	5,600	5,581	5,600	5,600	5,600	5,700	5,700	5,700	5,700	5,700	5,700	5,700	5,600	
<b>Total Income Support Beneficiaries (a)</b>	<b>64,975</b>	<b>62,020</b>	<b>59,045</b>	<b>56,165</b>	<b>53,561</b>	<b>50,921</b>	<b>48,383</b>	<b>45,703</b>	<b>42,771</b>	<b>41,200</b>	<b>40,100</b>	<b>39,000</b>	<b>36,900</b>	<b>35,000</b>	<b>33,200</b>	<b>31,500</b>	<b>30,000</b>	<b>28,600</b>	<b>27,300</b>	<b>26,100</b>	<b>24,900</b>	<b>23,800</b>	
<b>Total Disability Compensation Beneficiaries (b)</b>	<b>54,432</b>	<b>52,866</b>	<b>50,957</b>	<b>49,117</b>	<b>47,598</b>	<b>45,764</b>	<b>44,033</b>	<b>42,608</b>	<b>41,137</b>	<b>40,000</b>	<b>39,620</b>	<b>39,000</b>	<b>37,700</b>	<b>36,500</b>	<b>35,500</b>	<b>34,500</b>	<b>33,700</b>	<b>32,800</b>	<b>32,100</b>	<b>31,300</b>	<b>30,600</b>	<b>29,900</b>	

(a) - Includes veteran service pensions, dependant service pensions, income support supplement, age pensions, commonwealth seniors health cards and DFISA recipients.  
 (b) - Includes disability, war widow, orphan and adequate means of support pensions.



Date of Most Recent Actual Data : 3 Jan 2020

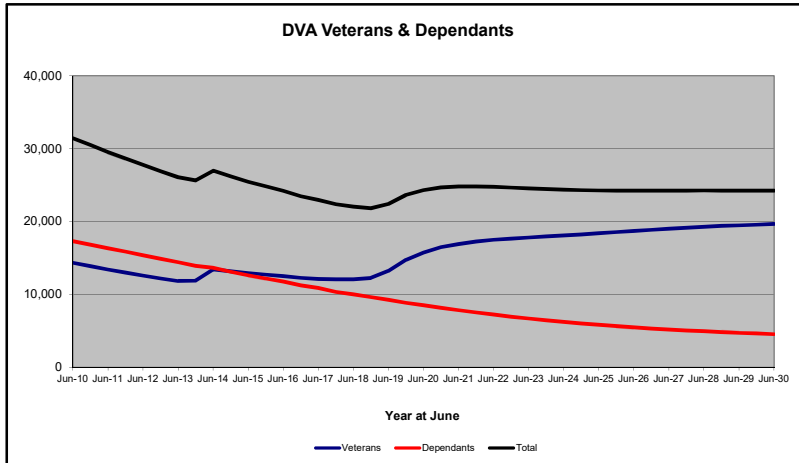


**DVA PROJECTED BENEFICIARY NUMBERS WITH ACTUALS TO 31 DECEMBER 2019 - SOUTH AUSTRALIA**

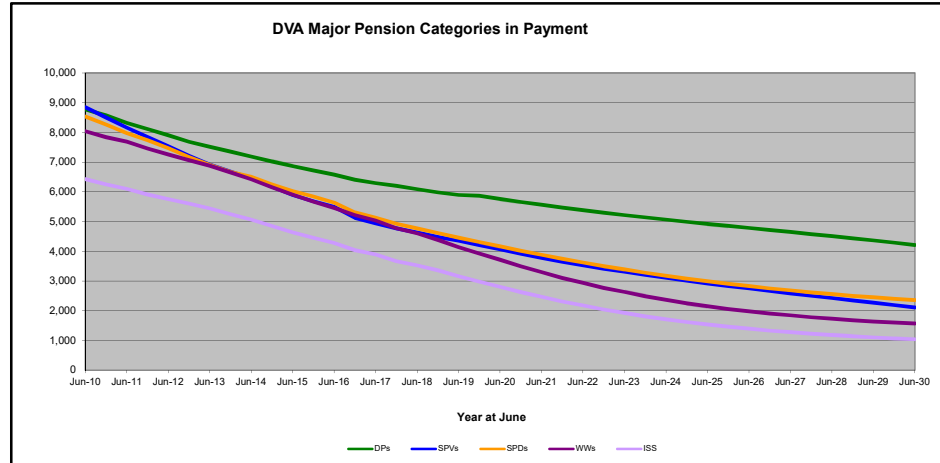
**Executive Summary of DVA Beneficiaries in Receipt of Pension(s), Allowance(s) or Health Care**

BENEFICIARY CATEGORY	ACTUAL DATA											FORECAST DATA											
	June 2010	June 2011	June 2012	June 2013	June 2014	June 2015	June 2016	June 2017	June 2018	June 2019	Dec 2019	June 2020	June 2021	June 2022	June 2023	June 2024	June 2025	June 2026	June 2027	June 2028	June 2029	June 2030	
<b>Veterans :</b>																							
Disability Pensioners in Payment	8,769	8,319	7,906	7,518	7,185	6,866	6,577	6,294	6,088	5,900	5,864	5,800	5,600	5,400	5,200	5,100	4,900	4,800	4,600	4,500	4,400	4,200	
Age Pension Veterans (Included Above)	261	231	204	189	174	157	148	153	147	200	152	200	200	200	200	200	200	200	200	200	200	200	
Service Pension Veterans	8,844	8,165	7,531	6,923	6,452	5,889	5,498	4,942	4,633	4,400	4,210	4,100	3,800	3,500	3,300	3,100	2,900	2,800	2,600	2,400	2,300	2,100	
Disability Pensioner & Service Pension Veteran Overlap	4,903	4,639	4,382	4,109	3,917	3,689	3,518	3,242	3,105	3,000	2,899	2,800	2,700	2,500	2,400	2,200	2,100	2,000	1,900	1,800	1,600	1,500	
Treatment Cards, Allowances or Accepted Disabilities Only	1,649	1,584	1,546	1,520	3,718	3,874	3,967	4,154	4,484	5,900	7,595	8,800	10,200	11,100	11,700	12,200	12,700	13,200	13,700	14,100	14,500	14,800	
MRCA Veterans	n/a	n/a	n/a	n/a	1,042	1,264	1,408	1,576	1,860	2,300	2,516	2,800	3,300	3,800	4,300	4,800	5,200	5,600	6,000	6,400	6,700	7,000	
SRCA Veterans	n/a	n/a	n/a	n/a	3,291	3,341	3,391	3,413	3,441	3,500	3,617	3,600	3,700	3,800	3,900	3,900	4,000	4,000	4,100	4,100	4,100	4,200	
<b>Total Veterans</b>	<b>14,359</b>	<b>13,429</b>	<b>12,601</b>	<b>11,852</b>	<b>13,441</b>	<b>12,940</b>	<b>12,524</b>	<b>12,148</b>	<b>12,100</b>	<b>13,200</b>	<b>14,770</b>	<b>15,800</b>	<b>16,900</b>	<b>17,500</b>	<b>17,800</b>	<b>18,100</b>	<b>18,400</b>	<b>18,700</b>	<b>19,000</b>	<b>19,300</b>	<b>19,500</b>	<b>19,700</b>	
<b>Dependants :</b>																							
Service Pension Dependants	8,537	7,969	7,472	6,902	6,505	6,026	5,638	5,131	4,774	4,500	4,314	4,200	3,900	3,600	3,400	3,200	3,000	2,800	2,700	2,600	2,500	2,400	
War Widow(er)s	8,043	7,687	7,256	6,883	6,423	5,905	5,462	5,036	4,604	4,100	3,920	3,700	3,300	2,900	2,600	2,400	2,200	2,000	1,800	1,700	1,600	1,600	
Orphans	13	14	12	14	12	10	9	8	6	10	12	10	10	10	10	10	10	10	10	10	10	10	
Adequate Means of Support (a)	48	45	45	44	43	43	43	40	38	40	36	40	40	30	30	30	30	30	30	30	30	30	
Age Pension Partners	203	188	167	154	147	130	128	119	116	110	106	100	100	90	80	80	70	70	70	60	60	50	
Commonwealth Seniors Health Cards Dependants	404	396	372	343	295	266	249	348	215	200	189	180	160	150	140	130	120	120	110	110	110	110	
Defence Force Income Support Supplement Dependants	467	440	425	401	372	355	346	326	322	330	320	320	320	310	300	280	270	260	250	230	220	200	
MRCA Dependants	n/a	n/a	n/a	n/a	3	3	3	10	16	20	20	30	30	30	30	30	30	30	30	30	30	30	
Other Dependants	22	20	25	32	156	155	140	148	150	140	124	150	180	210	240	250	260	270	280	290	290	290	
Total Overlap Between Dependant Categories	436	415	386	346	298	258	249	262	208	190	178	170	150	130	120	110	110	100	100	90	90	80	
<b>Total Dependants</b>	<b>17,301</b>	<b>16,344</b>	<b>15,388</b>	<b>14,427</b>	<b>13,658</b>	<b>12,635</b>	<b>11,769</b>	<b>10,904</b>	<b>10,033</b>	<b>9,300</b>	<b>8,869</b>	<b>8,500</b>	<b>7,900</b>	<b>7,300</b>	<b>6,700</b>	<b>6,200</b>	<b>5,800</b>	<b>5,500</b>	<b>5,200</b>	<b>5,000</b>	<b>4,700</b>	<b>4,600</b>	
<b>Total Veterans and Total Dependants Overlap</b>	<b>259</b>	<b>237</b>	<b>216</b>	<b>197</b>	<b>127</b>	<b>112</b>	<b>91</b>	<b>78</b>	<b>72</b>	<b>80</b>	<b>73</b>	<b>70</b>	<b>60</b>	<b>60</b>	<b>60</b>	<b>50</b>	<b>50</b>	<b>50</b>	<b>50</b>	<b>50</b>	<b>50</b>	<b>50</b>	
<b>Nett Total Clients *</b>	<b>31,401</b>	<b>29,536</b>	<b>27,773</b>	<b>26,082</b>	<b>26,972</b>	<b>25,463</b>	<b>24,202</b>	<b>22,974</b>	<b>22,063</b>	<b>22,400</b>	<b>23,649</b>	<b>24,300</b>	<b>24,800</b>	<b>24,800</b>	<b>24,600</b>	<b>24,400</b>	<b>24,300</b>	<b>24,200</b>	<b>24,200</b>	<b>24,300</b>	<b>24,200</b>	<b>24,200</b>	

\* - From June 2014 this report contains a more complete count of total DVA clients. The previous count; Net Total Beneficiaries; included all persons receiving a VEA pension/allowance or holding a treatment or pharmaceutical entitlement card. In contrast, the Nett Total Client count also includes any veteran with one or more service related disabilities accepted under the SRCA or the MRCA as well as dependent children of veterans currently receiving student payments under the VCES or MRCAETS.



Date of Most Recent Actual Data : 3 Jan 2020



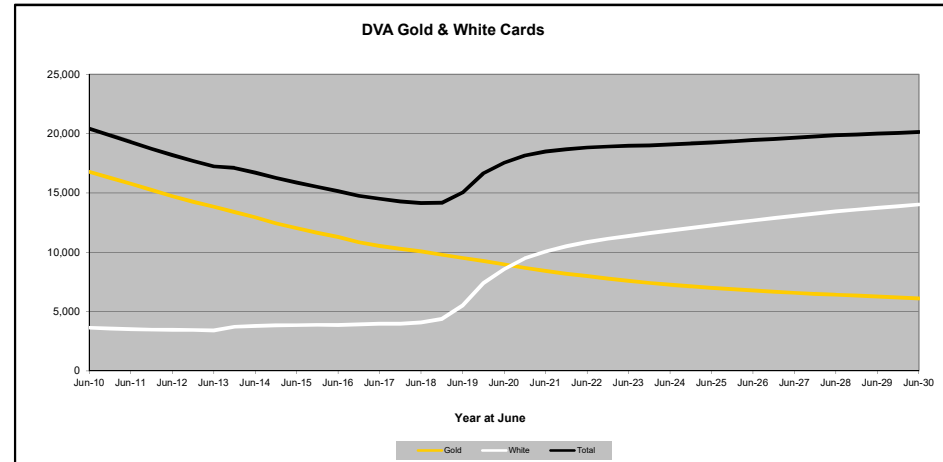
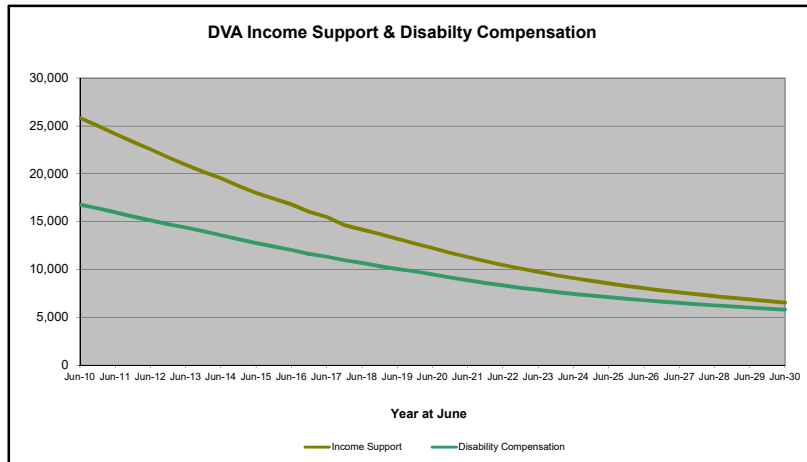
Continued next page

# DVA PROJECTED BENEFICIARY NUMBERS WITH ACTUALS TO 31 DECEMBER 2019 - SOUTH AUSTRALIA

## Executive Summary of DVA Beneficiaries in Receipt of Pension(s), Allowance(s) or Health Care

BENEFICIARY CATEGORY (Subsets of Net Total Beneficiaries on Previous Page)	ACTUAL DATA												FORECAST DATA									
	June 2010	June 2011	June 2012	June 2013	June 2014	June 2015	June 2016	June 2017	June 2018	June 2019	Dec 2019	June 2020	June 2021	June 2022	June 2023	June 2024	June 2025	June 2026	June 2027	June 2028	June 2029	June 2030
<b>Health Treatment Card Holders :</b>																						
Gold Cards	16,784	15,781	14,738	13,844	12,949	12,032	11,286	10,543	10,072	9,500	9,262	9,000	8,400	8,000	7,600	7,300	7,000	6,800	6,600	6,400	6,300	6,100
White Cards	3,643	3,518	3,465	3,405	3,780	3,857	3,870	3,977	4,083	5,500	7,398	8,600	10,100	10,900	11,400	11,800	12,300	12,700	13,100	13,500	13,700	14,000
<b>Total Health Treatment Cards</b>	<b>20,427</b>	<b>19,299</b>	<b>18,203</b>	<b>17,249</b>	<b>16,729</b>	<b>15,889</b>	<b>15,156</b>	<b>14,520</b>	<b>14,155</b>	<b>15,000</b>	<b>16,660</b>	<b>17,600</b>	<b>18,500</b>	<b>18,800</b>	<b>19,000</b>	<b>19,100</b>	<b>19,300</b>	<b>19,500</b>	<b>19,700</b>	<b>19,900</b>	<b>20,000</b>	<b>20,200</b>
Repatriation Pharmaceutical Benefits Cards (Orange Cards)	1,397	1,215	1,044	884	748	607	492	396	295	200	179	200	100	100	100	0	0	0	0	0	0	0
<b>Other Income Support Categories:</b>																						
Income Support Supplement	6,428	6,097	5,752	5,445	5,064	4,636	4,284	3,891	3,528	3,200	2,976	2,800	2,500	2,200	1,900	1,700	1,500	1,400	1,300	1,200	1,100	1,000
Age Pensioners	464	419	371	343	322	288	277	274	265	300	259	300	300	300	300	200	200	200	200	200	200	200
Commonwealth Seniors Health Cards	660	634	576	519	434	390	360	553	318	300	285	300	200	200	200	200	200	200	200	200	200	200
Defence Force Income Support Supplement (DFISA)	1,257	1,191	1,142	1,067	983	968	944	885	849	900	869	900	900	900	900	900	900	900	900	900	900	800
<b>Total Income Support Beneficiaries (a)</b>	<b>25,849</b>	<b>24,165</b>	<b>22,565</b>	<b>20,949</b>	<b>19,541</b>	<b>18,003</b>	<b>16,808</b>	<b>15,495</b>	<b>14,181</b>	<b>13,200</b>	<b>12,727</b>	<b>12,200</b>	<b>11,300</b>	<b>10,500</b>	<b>9,800</b>	<b>9,100</b>	<b>8,600</b>	<b>8,100</b>	<b>7,600</b>	<b>7,200</b>	<b>6,900</b>	<b>6,500</b>
<b>Total Disability Compensation Beneficiaries (b)</b>	<b>16,788</b>	<b>15,986</b>	<b>15,145</b>	<b>14,390</b>	<b>13,598</b>	<b>12,769</b>	<b>12,045</b>	<b>11,337</b>	<b>10,699</b>	<b>10,100</b>	<b>9,799</b>	<b>9,500</b>	<b>8,900</b>	<b>8,400</b>	<b>7,900</b>	<b>7,500</b>	<b>7,100</b>	<b>6,800</b>	<b>6,500</b>	<b>6,300</b>	<b>6,000</b>	<b>5,800</b>

- (a) - Includes veteran service pensions, dependant service pensions, income support supplement, age pensions, commonwealth seniors health cards and DFISA recipients.
- (b) - Includes disability, war widow, orphan and adequate means of support pensions.



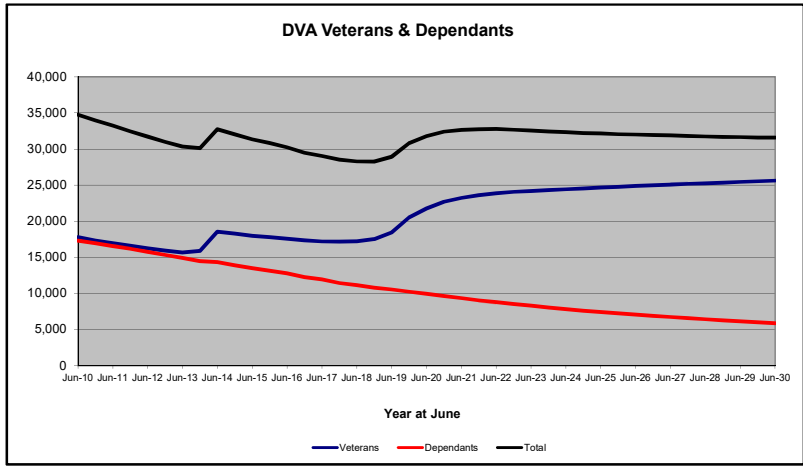
Date of Most Recent Actual Data : 3 Jan 2020

**DVA PROJECTED BENEFICIARY NUMBERS WITH ACTUALS TO 31 DECEMBER 2019 - WESTERN AUSTRALIA**

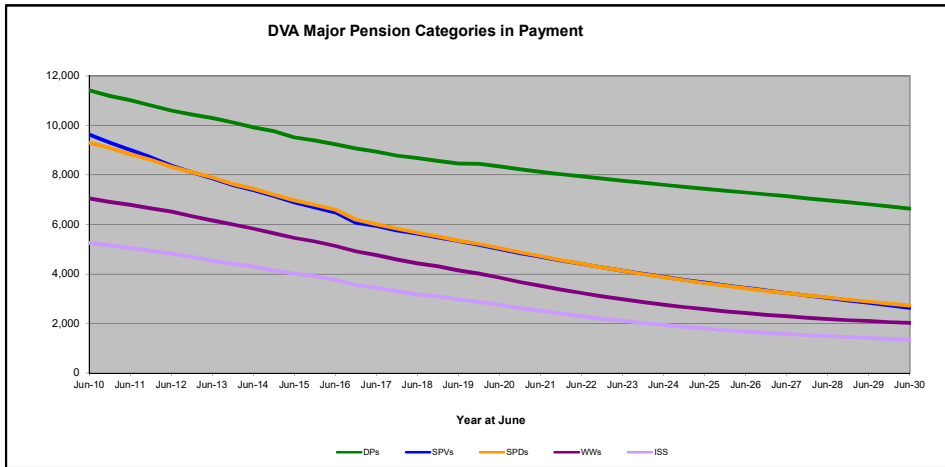
**Executive Summary of DVA Beneficiaries in Receipt of Pension(s), Allowance(s) or Health Care**

BENEFICIARY CATEGORY	ACTUAL DATA											FORECAST DATA											
	June 2010	June 2011	June 2012	June 2013	June 2014	June 2015	June 2016	June 2017	June 2018	June 2019	Dec 2019	June 2020	June 2021	June 2022	June 2023	June 2024	June 2025	June 2026	June 2027	June 2028	June 2029	June 2030	
<b>Veterans :</b>																							
Disability Pensioners in Payment	11,413	11,025	10,599	10,294	9,927	9,515	9,236	8,940	8,683	8,500	8,457	8,300	8,100	7,900	7,800	7,600	7,400	7,300	7,100	7,000	6,800	6,600	
Age Pension Veterans (Included Above)	227	219	204	201	194	190	196	201	189	200	188	200	200	200	200	200	200	200	200	200	200	200	
Service Pension Veterans	9,630	9,013	8,383	7,859	7,385	6,893	6,487	5,940	5,629	5,300	5,176	5,000	4,700	4,400	4,100	3,900	3,700	3,400	3,200	3,000	2,800	2,600	
Disability Pensioner & Service Pension Veteran Overlap	5,658	5,369	5,083	4,868	4,629	4,380	4,224	3,920	3,782	3,600	3,568	3,500	3,300	3,100	2,900	2,800	2,600	2,500	2,300	2,200	2,000	1,900	
Treatment Cards, Allowances or Accepted Disabilities Only	2,420	2,308	2,345	2,387	5,866	5,963	6,103	6,243	6,693	8,300	10,464	11,900	13,700	14,700	15,200	15,700	16,200	16,600	17,000	17,400	17,800	18,200	
MRCA Veterans	n/a	n/a	n/a	n/a	1,669	1,861	2,091	2,246	2,515	3,100	3,304	3,600	4,300	4,900	5,500	6,000	6,500	7,000	7,400	7,800	8,200	8,600	
SRCA Veterans	n/a	n/a	n/a	n/a	5,680	5,740	5,800	5,781	5,792	6,000	6,078	6,100	6,300	6,400	6,500	6,600	6,700	6,800	6,800	6,800	6,900	6,900	
<b>Total Veterans</b>	<b>17,805</b>	<b>16,977</b>	<b>16,244</b>	<b>15,672</b>	<b>18,551</b>	<b>17,991</b>	<b>17,602</b>	<b>17,203</b>	<b>17,223</b>	<b>18,500</b>	<b>20,529</b>	<b>21,800</b>	<b>23,200</b>	<b>23,900</b>	<b>24,200</b>	<b>24,400</b>	<b>24,700</b>	<b>24,900</b>	<b>25,100</b>	<b>25,300</b>	<b>25,500</b>	<b>25,600</b>	
<b>Dependants :</b>																							
Service Pension Dependants	9,301	8,837	8,334	7,900	7,441	6,981	6,598	6,009	5,669	5,400	5,209	5,000	4,700	4,400	4,100	3,900	3,600	3,400	3,200	3,100	2,900	2,700	
War Widow(er)s	7,052	6,798	6,524	6,163	5,832	5,459	5,129	4,768	4,435	4,200	4,021	3,900	3,500	3,200	3,000	2,800	2,600	2,400	2,300	2,200	2,100	2,000	
Orphans	16	12	6	7	8	10	10	15	15	10	14	10	10	10	10	10	10	10	10	10	10	10	
Adequate Means of Support (a)	32	29	28	27	25	25	24	24	23	20	21	20	20	20	20	20	20	20	20	20	20	20	
Age Pension Partners	199	195	191	176	165	162	162	166	154	200	145	100	100	100	100	100	100	100	100	100	100	100	
Commonwealth Seniors Health Cards Dependants	680	676	623	583	503	496	464	608	433	400	401	400	300	300	300	200	200	200	200	200	200	200	
Defence Force Income Support Supplement Dependants	609	613	589	552	536	521	510	487	477	500	480	500	500	400	400	400	300	300	300	300	300	200	
MRCA Dependants	n/a	n/a	n/a	n/a	21	20	25	23	30	40	50	50	50	50	50	50	40	50	40	50	40	40	
Other Dependants	36	36	50	60	283	272	274	269	284	300	243	300	400	500	500	600	700	700	700	700	700	700	
Total Overlap Between Dependant Categories	619	610	578	532	457	434	415	420	360	300	336	300	300	200	200	200	100	100	100	100	100	100	
<b>Total Dependants</b>	<b>17,306</b>	<b>16,586</b>	<b>15,767</b>	<b>14,936</b>	<b>14,357</b>	<b>13,512</b>	<b>12,781</b>	<b>11,949</b>	<b>11,160</b>	<b>10,600</b>	<b>10,243</b>	<b>10,000</b>	<b>9,400</b>	<b>8,800</b>	<b>8,300</b>	<b>7,800</b>	<b>7,400</b>	<b>7,100</b>	<b>6,700</b>	<b>6,400</b>	<b>6,200</b>	<b>5,900</b>	
<b>Total Veterans and Total Dependants Overlap</b>	<b>340</b>	<b>319</b>	<b>286</b>	<b>264</b>	<b>165</b>	<b>149</b>	<b>133</b>	<b>113</b>	<b>98</b>	<b>90</b>	<b>93</b>	<b>90</b>	<b>80</b>	<b>80</b>	<b>70</b>	<b>70</b>	<b>70</b>	<b>70</b>	<b>70</b>	<b>70</b>	<b>70</b>	<b>70</b>	
<b>Nett Total Clients *</b>	<b>34,771</b>	<b>33,244</b>	<b>31,725</b>	<b>30,344</b>	<b>32,743</b>	<b>31,354</b>	<b>30,250</b>	<b>29,039</b>	<b>28,288</b>	<b>28,900</b>	<b>30,828</b>	<b>31,800</b>	<b>32,700</b>	<b>32,800</b>	<b>32,600</b>	<b>32,300</b>	<b>32,100</b>	<b>32,000</b>	<b>31,900</b>	<b>31,700</b>	<b>31,700</b>	<b>31,600</b>	

\* - From June 2014 this report contains a more complete count of total DVA clients. The previous count; Net Total Beneficiaries; included all persons receiving a VEA pension/allowance or holding a treatment or pharmaceutical entitlement card. In contrast, the Nett Total Client count also includes any veteran with one or more service related disabilities accepted under the SRCA or the MRCA as well as dependent children of veterans currently receiving student payments under the VCES or MRCAETS.



Date of Most Recent Actual Data : 3 Jan 2020



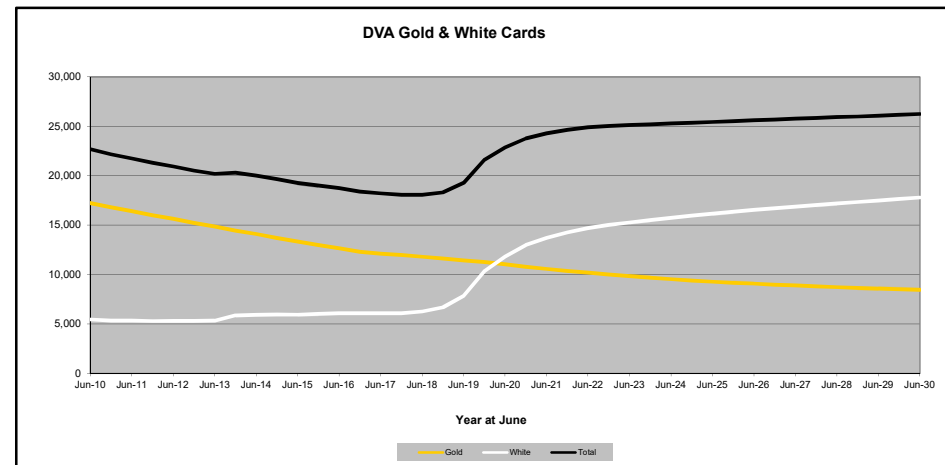
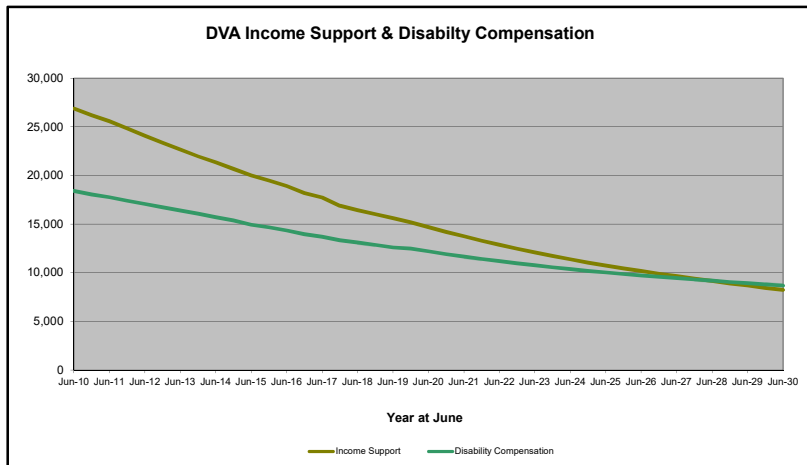
Continued next page

# DVA PROJECTED BENEFICIARY NUMBERS WITH ACTUALS TO 31 DECEMBER 2019 - WESTERN AUSTRALIA

## Executive Summary of DVA Beneficiaries in Receipt of Pension(s), Allowance(s) or Health Care

BENEFICIARY CATEGORY (Subsets of Net Total Beneficiaries on Previous Page)	ACTUAL DATA											FORECAST DATA										
	June 2010	June 2011	June 2012	June 2013	June 2014	June 2015	June 2016	June 2017	June 2018	June 2019	Dec 2019	June 2020	June 2021	June 2022	June 2023	June 2024	June 2025	June 2026	June 2027	June 2028	June 2029	June 2030
<b>Health Treatment Card Holders :</b>																						
Gold Cards	17,238	16,428	15,639	14,861	14,099	13,341	12,669	12,114	11,810	11,400	11,274	11,000	10,600	10,200	9,900	9,500	9,300	9,100	8,900	8,700	8,600	8,500
White Cards	5,458	5,330	5,302	5,331	5,921	5,945	6,088	6,096	6,256	7,800	10,338	11,800	13,700	14,700	15,300	15,700	16,200	16,500	16,900	17,200	17,500	17,800
<b>Total Health Treatment Cards</b>	<b>22,696</b>	<b>21,758</b>	<b>20,941</b>	<b>20,192</b>	<b>20,020</b>	<b>19,286</b>	<b>18,757</b>	<b>18,210</b>	<b>18,066</b>	<b>19,300</b>	<b>21,612</b>	<b>22,900</b>	<b>24,300</b>	<b>24,900</b>	<b>25,100</b>	<b>25,300</b>	<b>25,400</b>	<b>25,600</b>	<b>25,800</b>	<b>25,900</b>	<b>26,100</b>	<b>26,300</b>
Repatriation Pharmaceutical Benefits Cards (Orange Cards)	1,375	1,208	1,035	882	758	624	503	391	314	200	199	200	100	100	100	0	0	0	0	0	0	0
<b>Other Income Support Categories:</b>																						
Income Support Supplement	5,257	5,052	4,835	4,529	4,297	4,014	3,765	3,449	3,178	3,000	2,878	2,800	2,500	2,300	2,100	1,900	1,800	1,700	1,600	1,500	1,400	1,400
Age Pensioners	426	414	395	377	367	359	365	373	349	300	340	300	300	300	300	300	300	300	300	300	300	300
Commonwealth Seniors Health Cards	1,072	1,049	972	910	762	700	658	939	615	600	578	500	500	400	400	400	400	300	300	300	300	300
Defence Force Income Support Supplement (DFISA)	1,502	1,518	1,458	1,380	1,340	1,304	1,300	1,268	1,244	1,300	1,251	1,200	1,200	1,200	1,200	1,200	1,200	1,200	1,200	1,200	1,200	1,200
<b>Total Income Support Beneficiaries (a)</b>	<b>26,886</b>	<b>25,591</b>	<b>24,096</b>	<b>22,685</b>	<b>21,348</b>	<b>20,014</b>	<b>18,926</b>	<b>17,731</b>	<b>16,456</b>	<b>15,600</b>	<b>15,193</b>	<b>14,700</b>	<b>13,800</b>	<b>12,900</b>	<b>12,100</b>	<b>11,400</b>	<b>10,800</b>	<b>10,200</b>	<b>9,700</b>	<b>9,200</b>	<b>8,700</b>	<b>8,200</b>
<b>Total Disability Compensation Beneficiaries (b)</b>	<b>18,427</b>	<b>17,779</b>	<b>17,080</b>	<b>16,420</b>	<b>15,727</b>	<b>14,949</b>	<b>14,349</b>	<b>13,705</b>	<b>13,120</b>	<b>12,600</b>	<b>12,485</b>	<b>12,200</b>	<b>11,700</b>	<b>11,200</b>	<b>10,800</b>	<b>10,400</b>	<b>10,000</b>	<b>9,700</b>	<b>9,200</b>	<b>8,900</b>	<b>8,700</b>	<b>8,700</b>

- (a) - Includes veteran service pensions, dependant service pensions, income support supplement, age pensions, commonwealth seniors health cards and DFISA recipients.
- (b) - Includes disability, war widow, orphan and adequate means of support pensions.



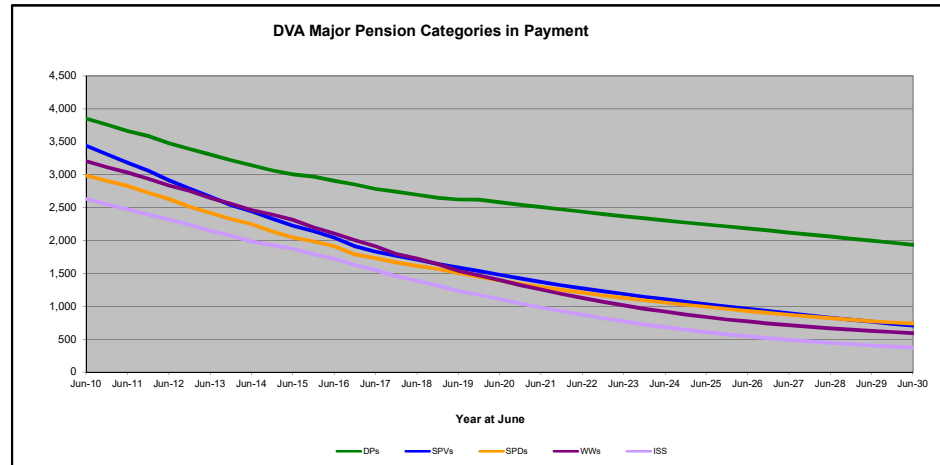
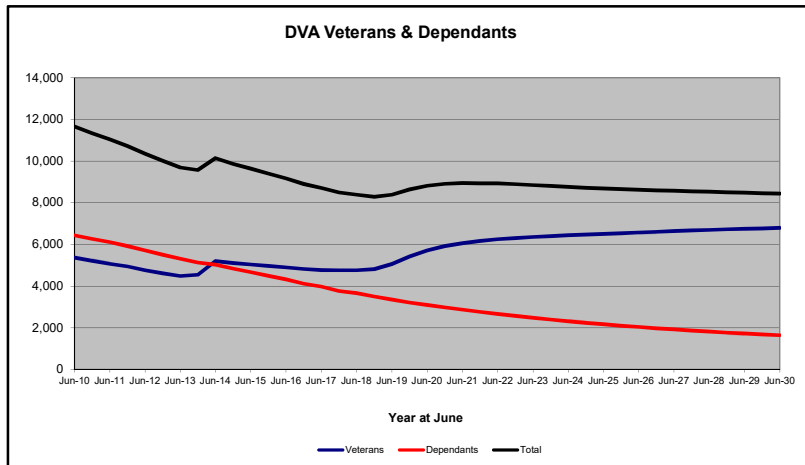
Date of Most Recent Actual Data : 3 Jan 2020

**DVA PROJECTED BENEFICIARY NUMBERS WITH ACTUALS TO 31 DECEMBER 2019 - TASMANIA \***

**Executive Summary of DVA Beneficiaries in Receipt of Pension(s), Allowance(s) or Health Care**

BENEFICIARY CATEGORY	ACTUAL DATA											FORECAST DATA											
	June 2010	June 2011	June 2012	June 2013	June 2014	June 2015	June 2016	June 2017	June 2018	June 2019	Dec 2019	June 2020	June 2021	June 2022	June 2023	June 2024	June 2025	June 2026	June 2027	June 2028	June 2029	June 2030	
<b>Veterans :</b>																							
Disability Pensioners in Payment	3,851	3,664	3,477	3,306	3,144	3,005	2,905	2,783	2,695	2,600	2,621	2,600	2,500	2,400	2,400	2,300	2,200	2,200	2,100	2,100	2,000	1,900	
Age Pension Veterans (Included Above)	64	58	56	56	56	57	56	63	68	100	67	100	100	100	100	100	100	100	100	100	100	100	
Service Pension Veterans	3,440	3,179	2,916	2,666	2,444	2,226	2,045	1,830	1,708	1,600	1,535	1,500	1,400	1,300	1,200	1,100	1,000	1,000	900	800	800	700	
Disability Pensioner & Service Pension Veteran Overlap	2,410	2,259	2,122	1,963	1,818	1,680	1,570	1,429	1,352	1,300	1,236	1,200	1,100	1,100	1,000	900	800	800	700	600	600	600	
Treatment Cards, Allowances or Accepted Disabilities Only	488	482	490	477	1,433	1,487	1,522	1,587	1,709	2,100	2,508	2,800	3,300	3,600	3,800	4,000	4,100	4,200	4,400	4,500	4,600	4,700	
MRCA Veterans	n/a	n/a	n/a	n/a	312	364	421	492	588	700	771	800	1,000	1,100	1,300	1,400	1,500	1,600	1,800	1,900	2,000	2,100	
SRCA Veterans	n/a	n/a	n/a	n/a	1,622	1,638	1,671	1,696	1,711	1,800	1,799	1,800	1,800	1,800	1,800	1,900	1,900	1,900	1,900	1,900	1,900	1,800	
<b>Total Veterans</b>	<b>5,369</b>	<b>5,066</b>	<b>4,761</b>	<b>4,486</b>	<b>5,203</b>	<b>5,038</b>	<b>4,902</b>	<b>4,771</b>	<b>4,760</b>	<b>5,100</b>	<b>5,428</b>	<b>5,700</b>	<b>6,100</b>	<b>6,200</b>	<b>6,400</b>	<b>6,400</b>	<b>6,500</b>	<b>6,600</b>	<b>6,600</b>	<b>6,700</b>	<b>6,700</b>	<b>6,800</b>	
<b>Dependants :</b>																							
Service Pension Dependants	2,987	2,829	2,629	2,419	2,247	2,043	1,912	1,729	1,613	1,500	1,448	1,400	1,300	1,200	1,100	1,100	1,000	900	900	800	800	700	
War Widow(er)s	3,206	3,034	2,838	2,648	2,462	2,314	2,107	1,913	1,725	1,500	1,472	1,400	1,300	1,100	1,000	900	800	800	700	700	600	600	
Orphans	3	1	1	0	3	3	2	6	5	10	5	10	10	10	10	0	0	0	0	0	0	0	
Adequate Means of Support (a)	23	23	22	22	22	20	20	20	17	20	15	10	10	10	10	10	10	10	10	10	10	10	
Age Pension Partners	42	42	43	41	40	42	41	33	37	30	32	30	30	30	30	30	30	30	30	30	30	30	
Commonwealth Seniors Health Cards Dependants	92	83	80	72	57	54	49	93	57	60	50	50	40	40	30	30	20	20	20	20	20	20	
Defence Force Income Support Supplement Dependants	166	174	176	174	168	166	167	164	166	180	174	180	180	170	170	160	150	150	150	140	130	130	
MRCA Dependants	n/a	n/a	n/a	n/a	0	1	3	3	3	10	0	0	0	0	0	0	0	0	0	0	0	0	
Other Dependants	11	11	11	13	96	88	85	84	95	70	61	70	90	110	120	130	140	150	150	150	150	150	
Total Overlap Between Dependant Categories	92	87	83	76	69	66	62	69	61	60	55	50	50	40	40	40	40	30	30	30	30	30	
<b>Total Dependants</b>	<b>6,438</b>	<b>6,110</b>	<b>5,717</b>	<b>5,313</b>	<b>5,026</b>	<b>4,665</b>	<b>4,324</b>	<b>3,976</b>	<b>3,657</b>	<b>3,400</b>	<b>3,207</b>	<b>3,100</b>	<b>2,900</b>	<b>2,700</b>	<b>2,500</b>	<b>2,300</b>	<b>2,200</b>	<b>2,000</b>	<b>1,900</b>	<b>1,800</b>	<b>1,700</b>	<b>1,600</b>	
<b>Total Veterans and Total Dependants Overlap</b>	<b>151</b>	<b>143</b>	<b>127</b>	<b>109</b>	<b>87</b>	<b>70</b>	<b>56</b>	<b>41</b>	<b>33</b>	<b>30</b>	<b>31</b>	<b>30</b>	<b>30</b>	<b>20</b>	<b>20</b>	<b>20</b>	<b>20</b>	<b>20</b>	<b>20</b>	<b>20</b>	<b>20</b>	<b>20</b>	
<b>Nett Total Clients *</b>	<b>11,656</b>	<b>11,033</b>	<b>10,351</b>	<b>9,690</b>	<b>10,142</b>	<b>9,633</b>	<b>9,170</b>	<b>8,706</b>	<b>8,384</b>	<b>8,400</b>	<b>8,641</b>	<b>8,800</b>	<b>8,900</b>	<b>8,900</b>	<b>8,900</b>	<b>8,800</b>	<b>8,700</b>	<b>8,600</b>	<b>8,600</b>	<b>8,500</b>	<b>8,500</b>	<b>8,400</b>	

\* - From June 2014 this report contains a more complete count of total DVA clients. The previous count; Net Total Beneficiaries; included all persons receiving a VEA pension/allowance or holding a treatment or pharmaceutical entitlement card. In contrast, the Nett Total Client count also includes any veteran with one or more service related disabilities accepted under the SRCA or the MRCA as well as dependent children of veterans currently receiving student payments under the VCES or MRCAETS.



Date of Most Recent Actual Data : 3 Jan 2020

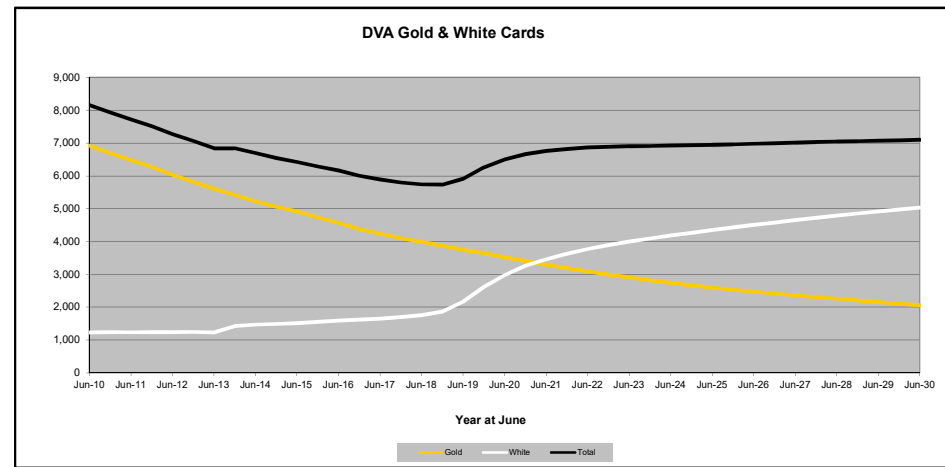
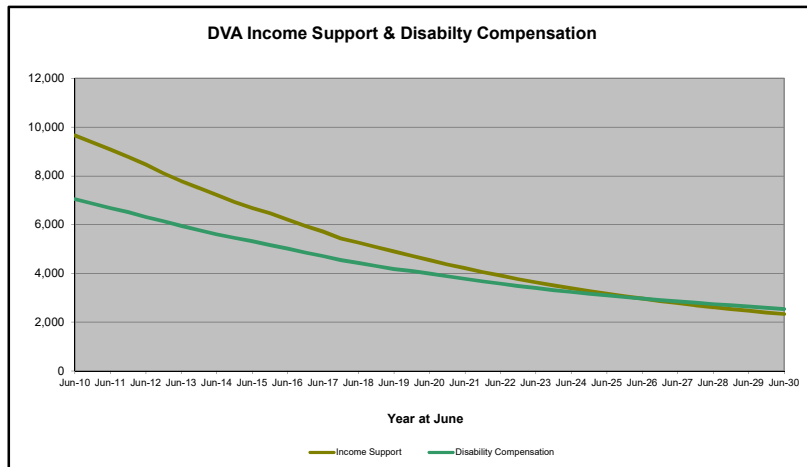
Continued next page

# DVA PROJECTED BENEFICIARY NUMBERS WITH ACTUALS TO 31 DECEMBER 2019 - TASMANIA \*

## Executive Summary of DVA Beneficiaries in Receipt of Pension(s), Allowance(s) or Health Care

BENEFICIARY CATEGORY (Subsets of Net Total Beneficiaries on Previous Page)	ACTUAL DATA												FORECAST DATA									
	June 2010	June 2011	June 2012	June 2013	June 2014	June 2015	June 2016	June 2017	June 2018	June 2019	Dec 2019	June 2020	June 2021	June 2022	June 2023	June 2024	June 2025	June 2026	June 2027	June 2028	June 2029	June 2030
<b>Health Treatment Card Holders :</b>																						
Gold Cards	6,925	6,483	6,030	5,610	5,224	4,916	4,571	4,240	3,988	3,700	3,646	3,500	3,300	3,100	2,900	2,700	2,600	2,500	2,400	2,300	2,200	2,100
White Cards	1,230	1,237	1,238	1,232	1,469	1,510	1,591	1,651	1,755	2,200	2,614	3,000	3,500	3,800	4,000	4,200	4,300	4,500	4,700	4,800	4,900	5,000
<b>Total Health Treatment Cards</b>	<b>8,155</b>	<b>7,720</b>	<b>7,268</b>	<b>6,842</b>	<b>6,693</b>	<b>6,426</b>	<b>6,162</b>	<b>5,891</b>	<b>5,743</b>	<b>5,900</b>	<b>6,260</b>	<b>6,500</b>	<b>6,800</b>	<b>6,900</b>	<b>6,900</b>	<b>6,900</b>	<b>7,000</b>	<b>7,000</b>	<b>7,000</b>	<b>7,000</b>	<b>7,100</b>	<b>7,100</b>
Repatriation Pharmaceutical Benefits Cards (Orange Cards)	293	255	216	184	153	128	100	76	56	0	32	0	0	0	0	0	0	0	0	0	0	0
<b>Other Income Support Categories:</b>																						
Income Support Supplement	2,633	2,474	2,318	2,144	1,983	1,873	1,723	1,550	1,389	1,200	1,173	1,100	1,000	900	800	700	600	500	500	400	400	400
Age Pensioners	106	100	99	97	96	100	97	96	105	100	100	100	100	90	90	90	90	90	90	90	90	90
Commonwealth Seniors Health Cards	162	142	133	112	90	80	73	146	78	80	72	70	60	60	50	50	40	40	40	30	30	30
Defence Force Income Support Supplement (DFISA)	423	434	442	427	435	435	435	442	449	480	477	480	490	490	490	490	490	480	480	480	480	480
<b>Total Income Support Beneficiaries (a)</b>	<b>9,661</b>	<b>9,077</b>	<b>8,459</b>	<b>7,790</b>	<b>7,218</b>	<b>6,681</b>	<b>6,211</b>	<b>5,716</b>	<b>5,257</b>	<b>4,900</b>	<b>4,719</b>	<b>4,500</b>	<b>4,200</b>	<b>3,900</b>	<b>3,600</b>	<b>3,400</b>	<b>3,200</b>	<b>3,000</b>	<b>2,800</b>	<b>2,600</b>	<b>2,500</b>	<b>2,300</b>
<b>Total Disability Compensation Beneficiaries (b)</b>	<b>7,046</b>	<b>6,686</b>	<b>6,310</b>	<b>5,948</b>	<b>5,604</b>	<b>5,319</b>	<b>5,015</b>	<b>4,708</b>	<b>4,432</b>	<b>4,200</b>	<b>4,106</b>	<b>4,000</b>	<b>3,800</b>	<b>3,600</b>	<b>3,400</b>	<b>3,200</b>	<b>3,100</b>	<b>3,000</b>	<b>2,900</b>	<b>2,700</b>	<b>2,600</b>	<b>2,500</b>

- (a) - Includes veteran service pensions, dependant service pensions, income support supplement, age pensions, commonwealth seniors health cards and DFISA recipients.
- (b) - Includes disability, war widow, orphan and adequate means of support pensions.



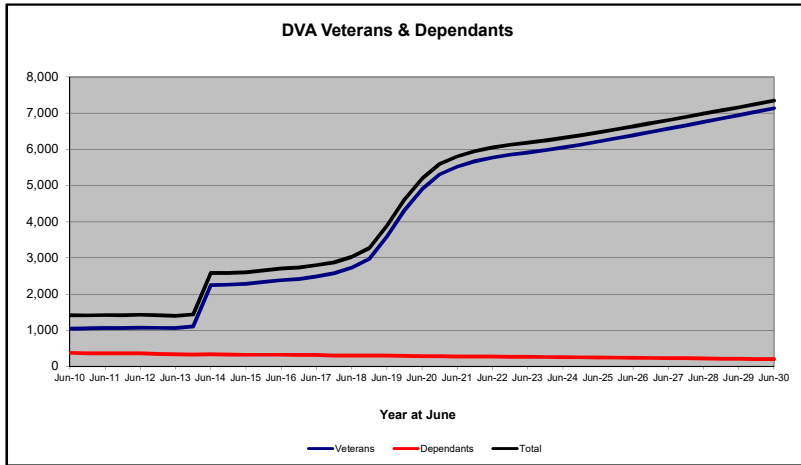
Date of Most Recent Actual Data : 3 Jan 2020

**DVA PROJECTED BENEFICIARY NUMBERS WITH ACTUALS TO 31 DECEMBER 2019 - NORTHERN TERRITORY**

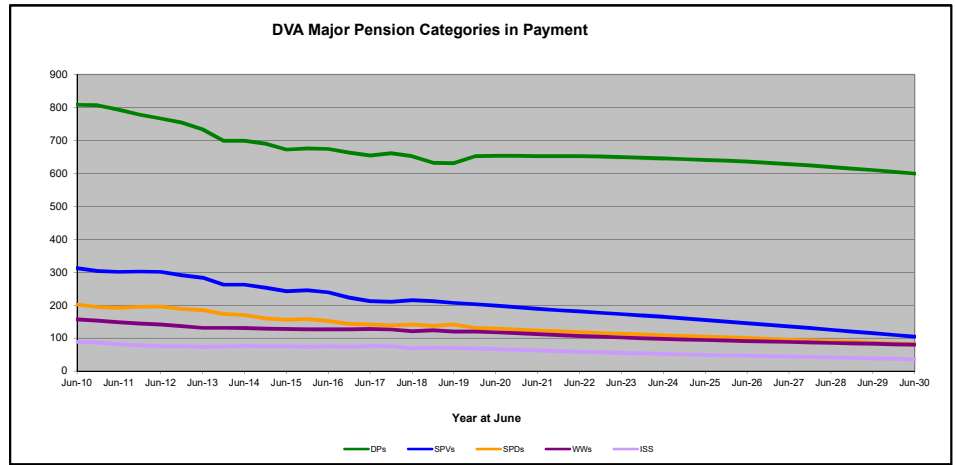
**Executive Summary of DVA Beneficiaries in Receipt of Pension(s), Allowance(s) or Health Care**

BENEFICIARY CATEGORY	ACTUAL DATA											FORECAST DATA											
	June 2010	June 2011	June 2012	June 2013	June 2014	June 2015	June 2016	June 2017	June 2018	June 2019	Dec 2019	June 2020	June 2021	June 2022	June 2023	June 2024	June 2025	June 2026	June 2027	June 2028	June 2029	June 2030	
<b>Veterans :</b>																							
Disability Pensioners in Payment	808	793	766	733	699	672	674	654	652	630	652	650	650	650	650	650	640	640	630	620	610	600	
Age Pension Veterans (Included Above)	2	3	3	3	3	4	4	4	7	6	10	8	10	10	10	10	10	10	10	10	10	10	
Service Pension Veterans	312	301	301	283	262	242	239	212	215	210	203	200	190	180	170	160	150	140	130	110	100		
Disability Pensioner & Service Pension Veteran Overlap	198	186	188	181	165	156	152	133	137	140	131	130	120	120	120	110	100	90	90	80	70		
Treatment Cards, Allowances or Accepted Disabilities Only	123	156	194	228	1,452	1,524	1,627	1,755	1,999	2,890	3,591	4,170	4,800	5,060	5,210	5,350	5,520	5,710	5,900	6,100	6,300	6,510	
MRCA Veterans	n/a	n/a	n/a	n/a	716	798	932	1,038	1,149	1,480	1,587	1,800	2,200	2,500	2,740	2,930	3,110	3,270	3,440	3,600	3,750	3,900	
SRCA Veterans	n/a	n/a	n/a	n/a	1,192	1,182	1,183	1,174	1,151	1,120	1,089	1,090	1,120	1,140	1,170	1,180	1,200	1,210	1,220	1,230	1,230	1,230	
<b>Total Veterans</b>	<b>1,045</b>	<b>1,064</b>	<b>1,073</b>	<b>1,063</b>	<b>2,248</b>	<b>2,282</b>	<b>2,388</b>	<b>2,488</b>	<b>2,729</b>	<b>3,590</b>	<b>4,315</b>	<b>4,900</b>	<b>5,520</b>	<b>5,780</b>	<b>5,910</b>	<b>6,050</b>	<b>6,210</b>	<b>6,390</b>	<b>6,570</b>	<b>6,760</b>	<b>6,950</b>	<b>7,140</b>	
<b>Dependants :</b>																							
Service Pension Dependants	202	192	196	185	170	156	152	141	141	140	131	130	120	120	110	110	100	100	100	90	90	80	
War Widow(er)s	157	148	141	131	130	128	127	128	121	120	120	120	110	110	100	100	90	90	90	80	80	80	
Orphans	0	0	0	0	0	0	0	3	3	0	2	0	0	0	0	0	0	0	0	0	0	0	
Adequate Means of Support (a)	1	1	1	1	1	1	1	1	1	0	0	0	0	0	0	0	0	0	0	0	0	0	
Age Pension Partners	3	5	5	4	3	4	4	4	5	10	5	0	0	0	0	0	0	0	0	0	0	0	
Commonwealth Seniors Health Cards Dependants	17	15	13	14	14	13	13	18	9	10	9	10	10	10	10	10	10	0	0	0	0	0	
Defence Force Income Support Supplement Dependants	12	13	17	18	16	21	26	23	24	20	20	20	20	20	20	20	10	10	10	10	10	10	
MRCA Dependants	n/a	n/a	n/a	n/a	2	1	1	0	0	20	20	20	20	20	20	20	20	20	20	20	20	20	
Other Dependants	1	2	2	2	19	13	11	12	6	10	13	20	20	20	30	30	30	30	30	30	30	30	
Total Overlap Between Dependant Categories	15	14	13	12	12	11	10	10	10	10	8	10	10	10	10	0	0	0	0	0	0	0	
<b>Total Dependants</b>	<b>378</b>	<b>362</b>	<b>362</b>	<b>343</b>	<b>343</b>	<b>325</b>	<b>324</b>	<b>320</b>	<b>300</b>	<b>300</b>	<b>292</b>	<b>290</b>	<b>280</b>	<b>270</b>	<b>270</b>	<b>260</b>	<b>250</b>	<b>240</b>	<b>230</b>	<b>220</b>	<b>210</b>	<b>210</b>	
<b>Total Veterans and Total Dependants Overlap</b>	<b>5</b>	<b>5</b>	<b>4</b>	<b>4</b>	<b>4</b>	<b>4</b>	<b>4</b>	<b>4</b>	<b>2</b>	<b>0</b>	<b>2</b>	<b>0</b>	<b>0</b>	<b>0</b>	<b>0</b>	<b>0</b>	<b>0</b>	<b>0</b>	<b>0</b>	<b>0</b>	<b>0</b>	<b>0</b>	
<b>Nett Total Clients *</b>	<b>1,418</b>	<b>1,421</b>	<b>1,431</b>	<b>1,402</b>	<b>2,587</b>	<b>2,603</b>	<b>2,708</b>	<b>2,804</b>	<b>3,027</b>	<b>3,890</b>	<b>4,611</b>	<b>5,190</b>	<b>5,800</b>	<b>6,050</b>	<b>6,180</b>	<b>6,310</b>	<b>6,470</b>	<b>6,640</b>	<b>6,810</b>	<b>6,990</b>	<b>7,160</b>	<b>7,340</b>	

\* - From June 2014 this report contains a more complete count of total DVA clients. The previous count; Net Total Beneficiaries; included all persons receiving a VEA pension/allowance or holding a treatment or pharmaceutical entitlement card. In contrast, the Nett Total Client count also includes any veteran with one or more service related disabilities accepted under the SRCA or the MRCA as well as dependent children of veterans currently receiving student payments under the VCES or MRCAETS.



Date of Most Recent Actual Data : 3 Jan 2020



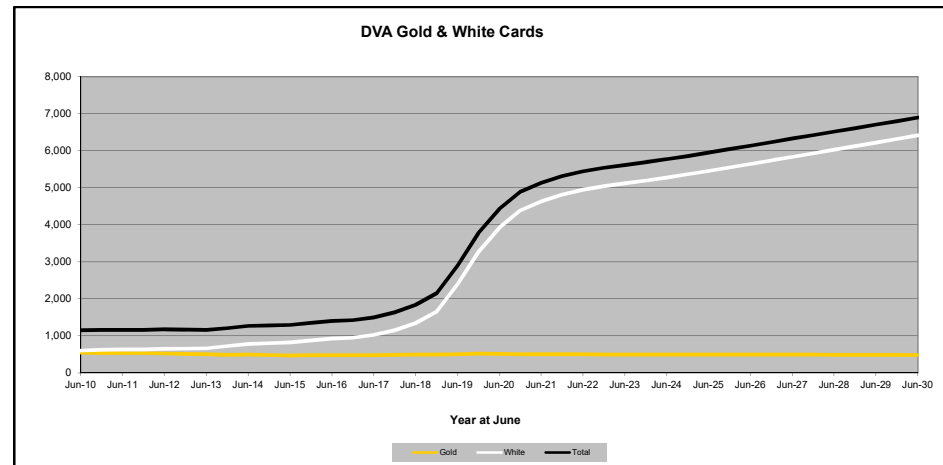
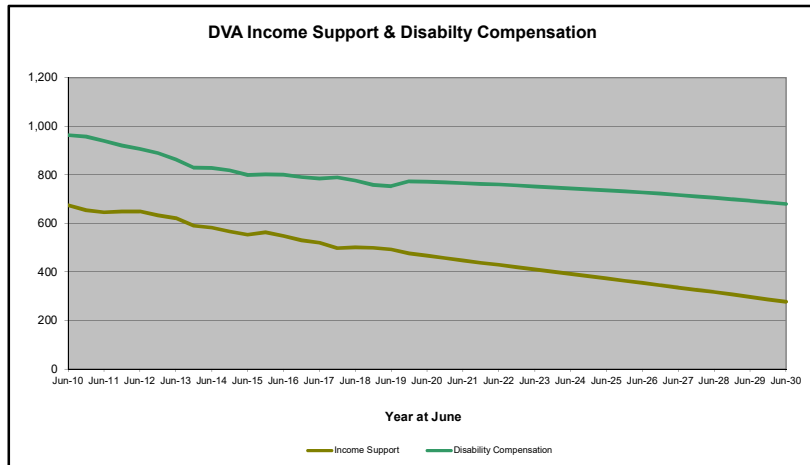
Continued next page

# DVA PROJECTED BENEFICIARY NUMBERS WITH ACTUALS TO 31 DECEMBER 2019 - NORTHERN TERRITORY

## Executive Summary of DVA Beneficiaries in Receipt of Pension(s), Allowance(s) or Health Care

BENEFICIARY CATEGORY (Subsets of Net Total Beneficiaries on Previous Page)	ACTUAL DATA											FORECAST DATA										
	June 2010	June 2011	June 2012	June 2013	June 2014	June 2015	June 2016	June 2017	June 2018	June 2019	Dec 2019	June 2020	June 2021	June 2022	June 2023	June 2024	June 2025	June 2026	June 2027	June 2028	June 2029	June 2030
<b>Health Treatment Card Holders :</b>																						
Gold Cards	548	532	525	498	490	465	476	474	491	500	515	510	500	500	500	500	500	490	490	490	480	
White Cards	602	632	648	661	777	826	925	1,023	1,346	2,390	3,261	3,920	4,630	4,940	5,110	5,270	5,450	5,640	5,830	6,020	6,220	6,410
<b>Total Health Treatment Cards</b>	<b>1,150</b>	<b>1,164</b>	<b>1,173</b>	<b>1,159</b>	<b>1,267</b>	<b>1,291</b>	<b>1,401</b>	<b>1,497</b>	<b>1,837</b>	<b>2,890</b>	<b>3,776</b>	<b>4,430</b>	<b>5,130</b>	<b>5,440</b>	<b>5,610</b>	<b>5,770</b>	<b>5,950</b>	<b>6,130</b>	<b>6,320</b>	<b>6,510</b>	<b>6,700</b>	<b>6,890</b>
Repatriation Pharmaceutical Benefits Cards (Orange Cards)	20	18	18	14	10	7	7	4	4	0	2	0	0	0	0	0	0	0	0	0	0	0
<b>Other Income Support Categories:</b>																						
Income Support Supplement	89	81	75	73	76	75	75	76	68	70	68	70	60	60	60	50	50	50	40	40	40	40
Age Pensioners	5	8	8	7	6	8	8	11	11	10	13	10	10	10	20	10	10	20	20	20	20	20
Commonwealth Seniors Health Cards	29	26	23	26	25	23	22	33	16	10	14	10	10	10	10	10	10	10	10	10	10	10
Defence Force Income Support Supplement (DFISA)	40	41	50	51	47	55	58	54	60	60	58	60	60	60	60	60	50	50	50	50	50	50
<b>Total Income Support Beneficiaries (a)</b>	<b>674</b>	<b>645</b>	<b>650</b>	<b>621</b>	<b>582</b>	<b>553</b>	<b>548</b>	<b>520</b>	<b>501</b>	<b>490</b>	<b>476</b>	<b>470</b>	<b>450</b>	<b>430</b>	<b>410</b>	<b>390</b>	<b>370</b>	<b>350</b>	<b>340</b>	<b>320</b>	<b>300</b>	<b>280</b>
<b>Total Disability Compensation Beneficiaries (b)</b>	<b>963</b>	<b>939</b>	<b>910</b>	<b>863</b>	<b>828</b>	<b>799</b>	<b>800</b>	<b>784</b>	<b>776</b>	<b>750</b>	<b>773</b>	<b>770</b>	<b>770</b>	<b>760</b>	<b>750</b>	<b>740</b>	<b>730</b>	<b>720</b>	<b>710</b>	<b>690</b>	<b>680</b>	<b>680</b>

(a) - Includes veteran service pensions, dependant service pensions, income support supplement, age pensions, commonwealth seniors health cards and DFISA recipients.  
 (b) - Includes disability, war widow, orphan and adequate means of support pensions.



Date of Most Recent Actual Data : 3 Jan 2020

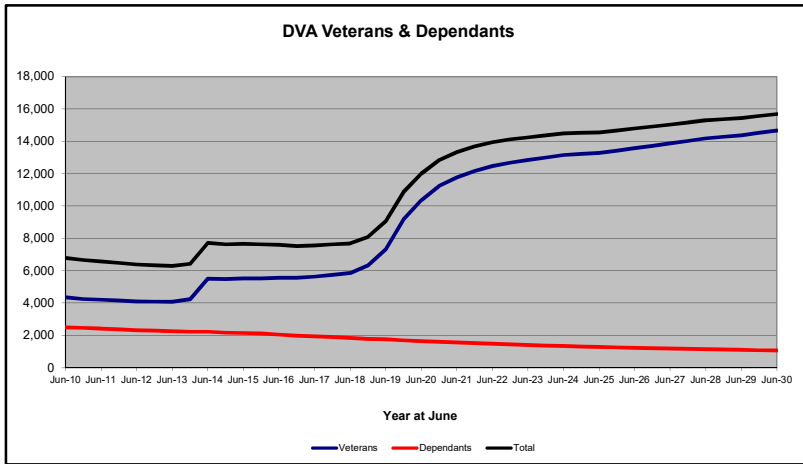


**DVA PROJECTED BENEFICIARY NUMBERS WITH ACTUALS TO 31 DECEMBER 2019 - AUSTRALIAN CAPITAL TERRITORY**

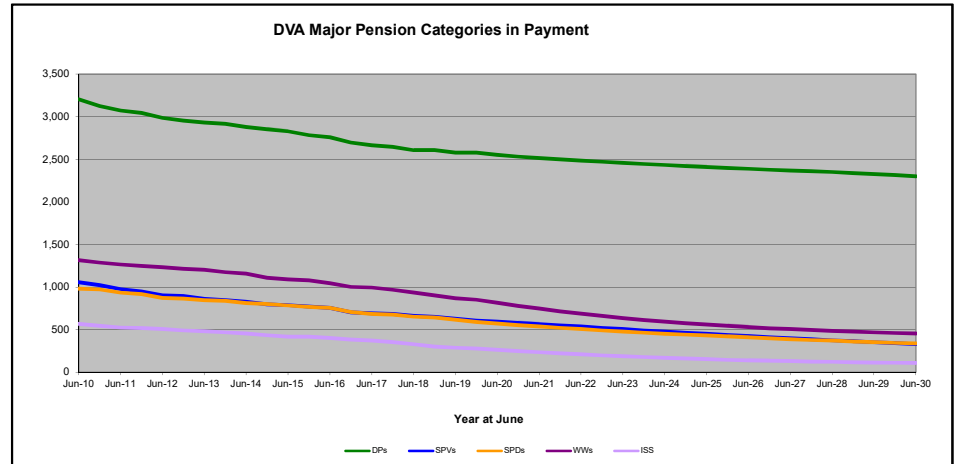
**Executive Summary of DVA Beneficiaries in Receipt of Pension(s), Allowance(s) or Health Care**

BENEFICIARY CATEGORY	ACTUAL DATA											FORECAST DATA											
	June 2010	June 2011	June 2012	June 2013	June 2014	June 2015	June 2016	June 2017	June 2018	June 2019	Dec 2019	June 2020	June 2021	June 2022	June 2023	June 2024	June 2025	June 2026	June 2027	June 2028	June 2029	June 2030	
<b>Veterans :</b>																							
Disability Pensioners in Payment	3,204	3,072	2,984	2,932	2,879	2,827	2,758	2,663	2,606	2,600	2,576	2,600	2,500	2,500	2,500	2,400	2,400	2,400	2,400	2,400	2,300	2,300	
Age Pension Veterans (Included Above)	22	22	24	25	26	25	28	23	22	20	23	20	20	20	20	20	20	20	20	20	20	20	
Service Pension Veterans	1,057	974	905	860	829	788	754	692	660	600	607	600	600	500	500	400	400	400	400	400	400	300	
Disability Pensioner & Service Pension Veteran Overlap	707	656	617	580	565	547	533	489	470	450	430	420	400	380	350	310	290	270	250	240	220	220	
Treatment Cards, Allowances or Accepted Disabilities Only	803	821	836	867	2,364	2,461	2,589	2,769	3,060	4,560	6,413	7,620	9,090	9,820	10,240	10,580	10,730	11,060	11,380	11,710	11,940	12,250	
MRCA Veterans	n/a	n/a	n/a	n/a	714	824	953	1,126	1,319	1,660	1,810	2,040	2,550	3,030	3,480	3,880	4,210	4,550	4,880	5,200	5,480	5,780	
SRCA Veterans	n/a	n/a	n/a	n/a	2,492	2,533	2,539	2,550	2,556	2,640	2,670	2,710	2,810	2,920	3,020	3,110	3,180	3,240	3,290	3,340	3,380	3,410	
<b>Total Veterans</b>	<b>4,357</b>	<b>4,211</b>	<b>4,108</b>	<b>4,079</b>	<b>5,507</b>	<b>5,529</b>	<b>5,568</b>	<b>5,635</b>	<b>5,856</b>	<b>7,300</b>	<b>9,166</b>	<b>10,300</b>	<b>11,800</b>	<b>12,500</b>	<b>12,800</b>	<b>13,200</b>	<b>13,300</b>	<b>13,600</b>	<b>13,900</b>	<b>14,200</b>	<b>14,400</b>	<b>14,700</b>	
<b>Dependants :</b>																							
Service Pension Dependants	981	934	873	846	812	784	754	683	652	620	589	570	540	510	480	450	430	410	390	370	350	340	
War Widow(er)s	1,314	1,265	1,233	1,203	1,158	1,089	1,044	994	936	900	851	800	700	700	600	600	600	500	500	500	500	500	
Orphans	6	8	8	7	7	3	4	3	4	10	7	10	10	10	10	10	10	10	10	10	0	0	
Adequate Means of Support (a)	6	6	6	6	6	6	5	4	4	0	2	0	0	0	0	0	0	0	0	0	0	0	
Age Pension Partners	14	13	14	15	17	18	19	20	21	0	20	0	0	0	0	0	0	0	0	0	0	0	
Commonwealth Seniors Health Cards Dependants	116	126	122	124	104	97	87	105	85	100	79	100	100	100	100	100	100	0	0	0	0	0	
Defence Force Income Support Supplement Dependants	113	117	116	121	115	135	127	119	117	120	121	120	130	120	120	110	100	100	90	80	80	70	
MRCA Dependants	n/a	n/a	n/a	n/a	8	9	10	14	18	0	0	0	0	0	0	0	0	0	0	0	0	0	
Other Dependants	11	20	21	15	59	60	53	49	57	100	47	100	100	100	100	100	100	100	100	200	200	200	
Total Overlap Between Dependant Categories	68	70	72	72	59	53	54	48	47	50	46	40	40	40	40	30	30	30	30	30	20	20	
<b>Total Dependants</b>	<b>2,493</b>	<b>2,419</b>	<b>2,321</b>	<b>2,265</b>	<b>2,227</b>	<b>2,148</b>	<b>2,049</b>	<b>1,943</b>	<b>1,847</b>	<b>1,800</b>	<b>1,694</b>	<b>1,700</b>	<b>1,600</b>	<b>1,500</b>	<b>1,400</b>	<b>1,300</b>	<b>1,300</b>	<b>1,200</b>	<b>1,200</b>	<b>1,100</b>	<b>1,100</b>	<b>1,100</b>	
<b>Total Veterans and Total Dependants Overlap</b>	<b>60</b>	<b>51</b>	<b>48</b>	<b>47</b>	<b>23</b>	<b>19</b>	<b>15</b>	<b>16</b>	<b>16</b>	<b>20</b>	<b>23</b>	<b>20</b>	<b>30</b>	<b>30</b>	<b>30</b>	<b>30</b>	<b>40</b>	<b>50</b>	<b>50</b>	<b>50</b>	<b>60</b>	<b>60</b>	
<b>Nett Total Clients *</b>	<b>6,790</b>	<b>6,579</b>	<b>6,381</b>	<b>6,297</b>	<b>7,711</b>	<b>7,658</b>	<b>7,602</b>	<b>7,562</b>	<b>7,687</b>	<b>9,100</b>	<b>10,862</b>	<b>12,000</b>	<b>13,300</b>	<b>13,900</b>	<b>14,200</b>	<b>14,500</b>	<b>14,600</b>	<b>14,800</b>	<b>15,000</b>	<b>15,300</b>	<b>15,400</b>	<b>15,700</b>	

\* - From June 2014 this report contains a more complete count of total DVA clients. The previous count; Net Total Beneficiaries; included all persons receiving a VEA pension/allowance or holding a treatment or pharmaceutical entitlement card. In contrast, the Nett Total Client count also includes any veteran with one or more service related disabilities accepted under the SRCA or the MRCA as well as dependent children of veterans currently receiving student payments under the VCES or MRCAETS.



Date of Most Recent Actual Data : 3 Jan 2020



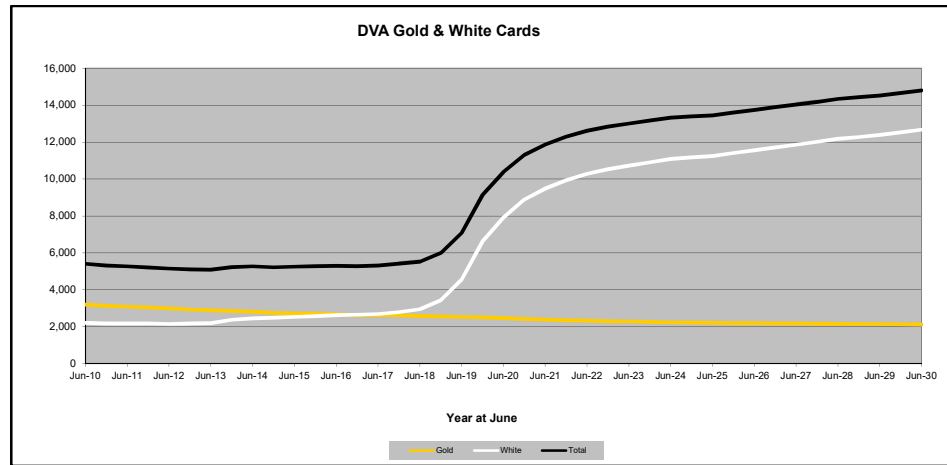
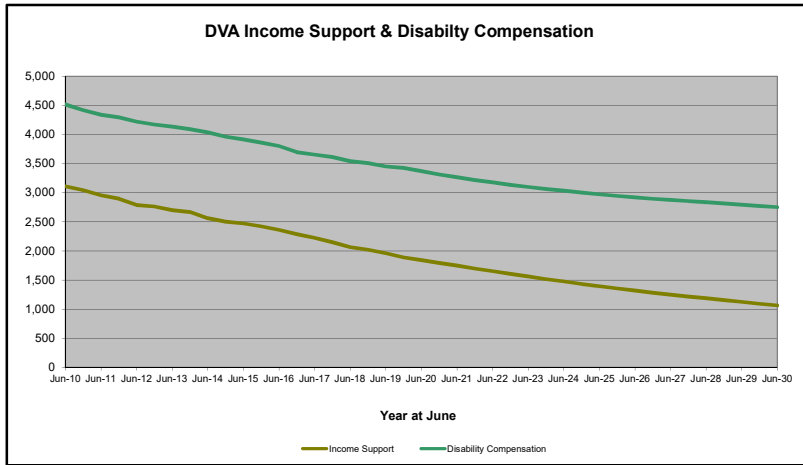
Continued next page

**DVA PROJECTED BENEFICIARY NUMBERS WITH ACTUALS TO 31 DECEMBER 2019 - AUSTRALIAN CAPITAL TERRITORY**

**Executive Summary of DVA Beneficiaries in Receipt of Pension(s), Allowance(s) or Health Care**

BENEFICIARY CATEGORY (Subsets of Net Total Beneficiaries on Previous Page)	ACTUAL DATA											FORECAST DATA										
	June 2010	June 2011	June 2012	June 2013	June 2014	June 2015	June 2016	June 2017	June 2018	June 2019	Dec 2019	June 2020	June 2021	June 2022	June 2023	June 2024	June 2025	June 2026	June 2027	June 2028	June 2029	June 2030
<b>Health Treatment Card Holders :</b>																						
Gold Cards	3,195	3,085	2,996	2,889	2,819	2,721	2,673	2,623	2,574	2,500	2,506	2,500	2,400	2,300	2,300	2,200	2,200	2,200	2,200	2,200	2,100	2,100
White Cards	2,209	2,180	2,149	2,197	2,449	2,532	2,621	2,683	2,948	4,600	6,633	7,900	9,500	10,300	10,700	11,100	11,200	11,600	11,900	12,200	12,400	12,700
<b>Total Health Treatment Cards</b>	<b>5,404</b>	<b>5,265</b>	<b>5,145</b>	<b>5,086</b>	<b>5,268</b>	<b>5,253</b>	<b>5,294</b>	<b>5,306</b>	<b>5,522</b>	<b>7,100</b>	<b>9,139</b>	<b>10,400</b>	<b>11,900</b>	<b>12,600</b>	<b>13,000</b>	<b>13,300</b>	<b>13,500</b>	<b>13,700</b>	<b>14,000</b>	<b>14,300</b>	<b>14,500</b>	<b>14,800</b>
Repatriation Pharmaceutical Benefits Cards (Orange Cards)	148	120	106	94	78	64	50	34	27	0	18	0	0	0	0	0	0	0	0	0	0	0
<b>Other Income Support Categories:</b>																						
Income Support Supplement	568	525	507	481	456	419	402	373	328	290	279	260	230	210	190	170	150	140	130	120	110	110
Age Pensioners	36	35	38	40	43	43	47	43	43	40	43	40	40	40	40	30	30	30	30	30	30	30
Commonwealth Seniors Health Cards	247	266	247	246	201	184	166	210	160	200	149	100	100	100	100	100	100	100	100	100	100	100
Defence Force Income Support Supplement (DFISA)	254	255	255	266	258	287	282	258	255	300	260	300	300	300	300	300	200	200	200	200	200	200
<b>Total Income Support Beneficiaries (a)</b>	<b>3,112</b>	<b>2,958</b>	<b>2,791</b>	<b>2,703</b>	<b>2,563</b>	<b>2,471</b>	<b>2,363</b>	<b>2,227</b>	<b>2,066</b>	<b>2,000</b>	<b>1,892</b>	<b>1,800</b>	<b>1,700</b>	<b>1,700</b>	<b>1,600</b>	<b>1,500</b>	<b>1,400</b>	<b>1,300</b>	<b>1,300</b>	<b>1,200</b>	<b>1,100</b>	<b>1,100</b>
<b>Total Disability Compensation Beneficiaries (b)</b>	<b>4,515</b>	<b>4,340</b>	<b>4,221</b>	<b>4,137</b>	<b>4,039</b>	<b>3,916</b>	<b>3,803</b>	<b>3,656</b>	<b>3,543</b>	<b>3,500</b>	<b>3,428</b>	<b>3,400</b>	<b>3,300</b>	<b>3,200</b>	<b>3,100</b>	<b>3,000</b>	<b>2,900</b>	<b>2,900</b>	<b>2,800</b>	<b>2,800</b>	<b>2,800</b>	<b>2,800</b>

(a) - Includes veteran service pensions, dependant service pensions, income support supplement, age pensions, commonwealth seniors health cards and DFISA recipients.  
 (b) - Includes disability, war widow, orphan and adequate means of support pensions.



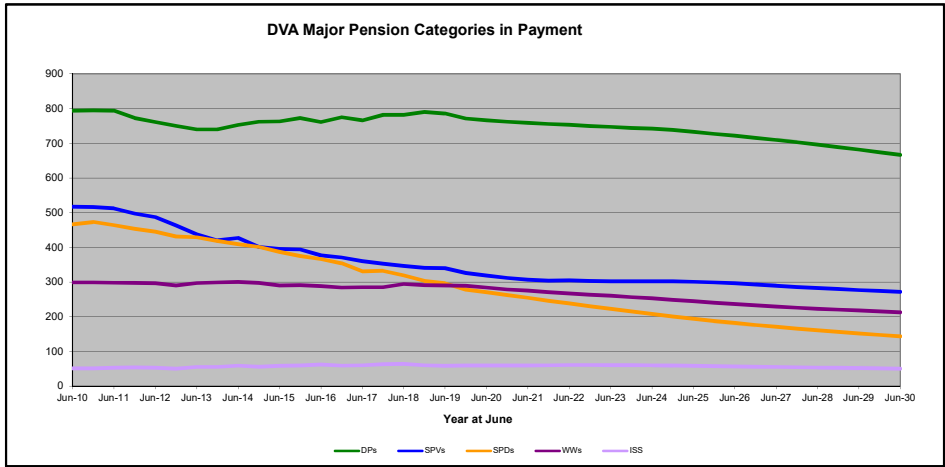
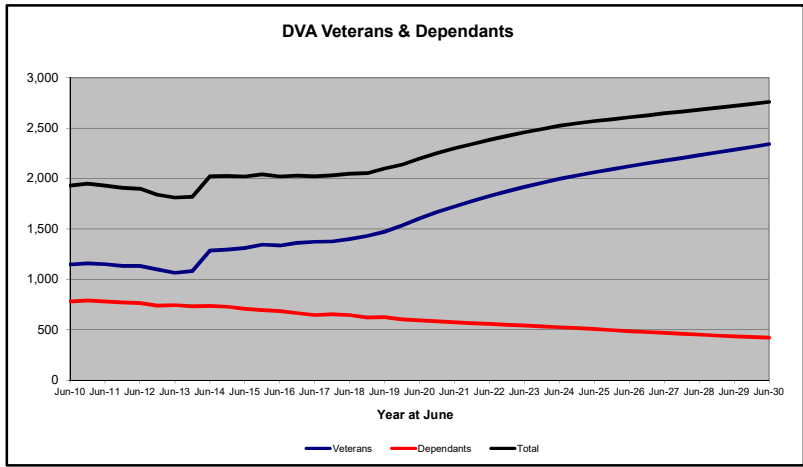
Date of Most Recent Actual Data : 3 Jan 2020

**DVA PROJECTED BENEFICIARY NUMBERS WITH ACTUALS TO 31 DECEMBER 2019 - OVERSEAS CLIENTS**

**Executive Summary of DVA Beneficiaries in Receipt of Pension(s), Allowance(s) or Health Care**

BENEFICIARY CATEGORY	ACTUAL DATA											FORECAST DATA											
	June 2010	June 2011	June 2012	June 2013	June 2014	June 2015	June 2016	June 2017	June 2018	June 2019	Dec 2019	June 2020	June 2021	June 2022	June 2023	June 2024	June 2025	June 2026	June 2027	June 2028	June 2029	June 2030	
<b>Veterans :</b>																							
Disability Pensioners in Payment	794	794	761	740	753	763	761	766	782	786	771	770	760	750	750	740	730	720	710	700	680	670	
Age Pension Veterans (Included Above)	2	3	4	5	4	3	5	8	8	11	12	10	10	10	10	10	10	10	10	10	10	10	
Service Pension Veterans	517	512	487	437	427	395	377	360	346	340	326	320	310	300	300	300	300	290	280	280	270		
Disability Pensioner & Service Pension Veteran Overlap	185	204	196	192	188	181	177	178	186	189	180	180	170	170	170	160	150	140	130	130	120		
Treatment Cards, Allowances or Accepted Disabilities Only	23	49	82	81	291	335	375	426	458	537	619	700	830	940	1,040	1,120	1,190	1,260	1,320	1,390	1,450	1,520	
MRCA Veterans	n/a	n/a	n/a	n/a	93	134	167	208	243	289	299	320	370	420	480	530	580	640	690	740	790	840	
SRCA Veterans	n/a	n/a	n/a	n/a	403	437	450	475	504	518	521	530	560	580	600	630	650	670	690	710	730	740	
<b>Total Veterans</b>	<b>1,149</b>	<b>1,151</b>	<b>1,134</b>	<b>1,066</b>	<b>1,285</b>	<b>1,312</b>	<b>1,336</b>	<b>1,374</b>	<b>1,400</b>	<b>1,474</b>	<b>1,536</b>	<b>1,600</b>	<b>1,720</b>	<b>1,830</b>	<b>1,920</b>	<b>2,000</b>	<b>2,060</b>	<b>2,120</b>	<b>2,180</b>	<b>2,230</b>	<b>2,290</b>	<b>2,340</b>	
<b>Dependants :</b>																							
Service Pension Dependants	466	464	445	429	409	387	366	331	319	296	278	270	250	240	220	210	190	180	170	160	150	140	
War Widow(ers)	299	298	296	297	300	290	288	285	294	290	289	280	270	270	260	250	240	240	230	220	220	210	
Orphans	9	10	10	9	11	10	9	11	11	8	8	10	10	10	10	0	0	0	0	0	0	0	
Adequate Means of Support (a)	1	1	1	1	1	1	1	1	1	1	1	0	0	0	0	0	0	0	0	0	0	0	
Age Pension Partners	1	1	1	1	1	1	3	3	1	1	1	0	0	0	0	0	0	0	0	0	0	0	
Commonwealth Seniors Health Cards Dependants	1	1	1	1	1	1	1	1	1	1	0	0	0	0	0	0	0	0	0	0	0	0	
Defence Force Income Support Supplement Dependants	6	7	7	4	3	3	4	6	7	7	6	10	10	10	10	10	10	10	10	10	10	10	
MRCA Dependants	n/a	n/a	n/a	n/a	2	2	2	1	1	294	350	350	360	360	360	350	350	340	340	330	330	330	
Other Dependants	2	1	7	6	12	16	16	13	15	23	21	20	30	40	50	60	60	60	60	60	60	60	
Total Overlap Between Dependant Categories	2	2	2	2	2	2	4	4	2	2	1	0	0	0	0	0	0	0	0	0	0	0	
<b>Total Dependants</b>	<b>783</b>	<b>781</b>	<b>766</b>	<b>746</b>	<b>738</b>	<b>709</b>	<b>686</b>	<b>648</b>	<b>648</b>	<b>627</b>	<b>604</b>	<b>600</b>	<b>580</b>	<b>560</b>	<b>540</b>	<b>530</b>	<b>510</b>	<b>490</b>	<b>470</b>	<b>450</b>	<b>440</b>	<b>420</b>	
<b>Total Veterans and Total Dependants Overlap</b>	<b>0</b>	<b>1</b>	<b>0</b>	<b>0</b>	<b>0</b>	<b>0</b>	<b>1</b>	<b>0</b>	<b>0</b>	<b>1</b>	<b>2</b>	<b>0</b>	<b>0</b>	<b>0</b>	<b>0</b>	<b>0</b>	<b>0</b>	<b>0</b>	<b>0</b>	<b>0</b>	<b>0</b>	<b>0</b>	
<b>Nett Total Clients *</b>	<b>1,932</b>	<b>1,931</b>	<b>1,900</b>	<b>1,812</b>	<b>2,023</b>	<b>2,021</b>	<b>2,021</b>	<b>2,022</b>	<b>2,048</b>	<b>2,100</b>	<b>2,139</b>	<b>2,200</b>	<b>2,300</b>	<b>2,380</b>	<b>2,460</b>	<b>2,520</b>	<b>2,570</b>	<b>2,610</b>	<b>2,650</b>	<b>2,680</b>	<b>2,720</b>	<b>2,760</b>	

\* - From June 2014 this report contains a more complete count of total DVA clients. The previous count; Net Total Beneficiaries; included all persons receiving a VEA pension/allowance or holding a treatment or pharmaceutical entitlement card. In contrast, the Nett Total Client count also includes any veteran with one or more service related disabilities accepted under the SRCA or the MRCA as well as dependent children of veterans currently receiving student payments under the VCES or MRCAETS.



Date of Most Recent Actual Data : 3 Jan 2020

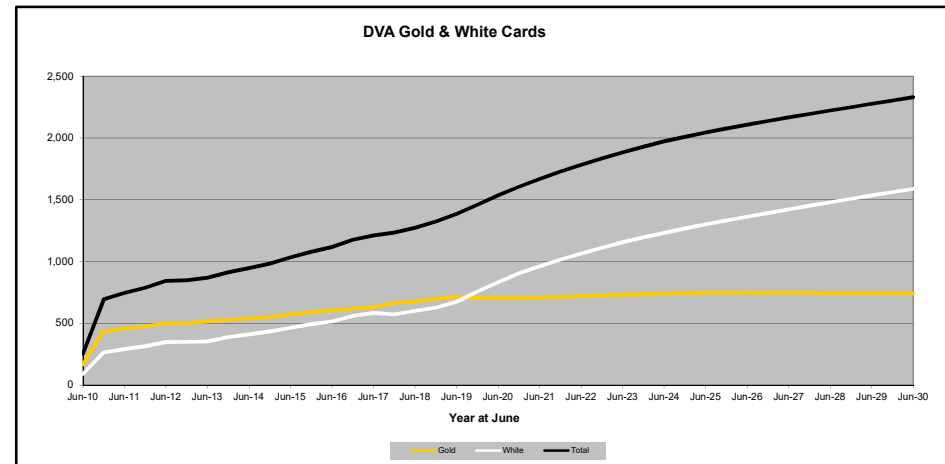
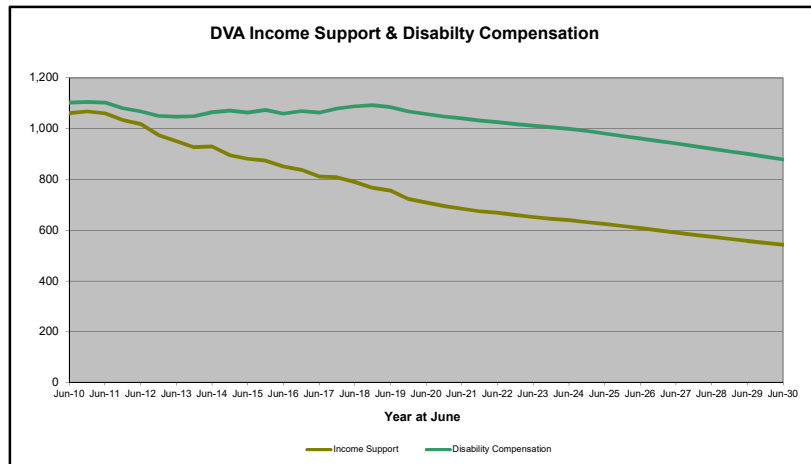
Continued next page

# DVA PROJECTED BENEFICIARY NUMBERS WITH ACTUALS TO 31 DECEMBER 2019 - OVERSEAS CLIENTS

## Executive Summary of DVA Beneficiaries in Receipt of Pension(s), Allowance(s) or Health Care

BENEFICIARY CATEGORY (Subsets of Net Total Beneficiaries on Previous Page)	ACTUAL DATA											FORECAST DATA											
	June 2010	June 2011	June 2012	June 2013	June 2014	June 2015	June 2016	June 2017	June 2018	June 2019	Dec 2019	June 2020	June 2021	June 2022	June 2023	June 2024	June 2025	June 2026	June 2027	June 2028	June 2029	June 2030	
<b>Health Treatment Card Holders :</b>																							
Gold Cards	165	455	497	516	537	571	603	628	674	713	703	700	710	720	730	740	740	750	740	740	740	740	
White Cards	89	290	347	353	410	463	514	583	600	673	757	830	960	1,060	1,160	1,230	1,300	1,360	1,420	1,480	1,540	1,590	
<b>Total Health Treatment Cards</b>	<b>254</b>	<b>745</b>	<b>844</b>	<b>869</b>	<b>947</b>	<b>1,034</b>	<b>1,117</b>	<b>1,211</b>	<b>1,274</b>	<b>1,386</b>	<b>1,460</b>	<b>1,530</b>	<b>1,670</b>	<b>1,780</b>	<b>1,880</b>	<b>1,970</b>	<b>2,040</b>	<b>2,110</b>	<b>2,170</b>	<b>2,220</b>	<b>2,280</b>	<b>2,330</b>	
Repatriation Pharmaceutical Benefits Cards (Orange Cards)	16	50	51	42	45	37	33	28	22	18	18	20	10	10	10	0	0	0	0	0	0	0	
<b>Other Income Support Categories:</b>																							
Income Support Supplement	51	53	53	55	59	58	62	60	64	58	59	60	60	60	60	60	60	60	60	50	50	50	
Age Pensioners	3	4	5	6	5	4	8	11	9	12	13	10	10	10	10	10	10	10	10	20	20	20	
Commonwealth Seniors Health Cards	1	1	1	1	1	1	2	1	1	2	0	0	0	0	0	0	0	0	0	0	0	0	
Defence Force Income Support Supplement (DFISA)	26	30	32	29	34	40	44	58	59	60	59	60	60	60	70	70	70	70	70	70	70	70	
<b>Total Income Support Beneficiaries (a)</b>	<b>1,061</b>	<b>1,060</b>	<b>1,020</b>	<b>951</b>	<b>930</b>	<b>881</b>	<b>851</b>	<b>811</b>	<b>790</b>	<b>756</b>	<b>723</b>	<b>710</b>	<b>680</b>	<b>670</b>	<b>650</b>	<b>640</b>	<b>620</b>	<b>610</b>	<b>590</b>	<b>570</b>	<b>560</b>	<b>540</b>	
<b>Total Disability Compensation Beneficiaries (b)</b>	<b>1,103</b>	<b>1,103</b>	<b>1,070</b>	<b>1,047</b>	<b>1,065</b>	<b>1,064</b>	<b>1,059</b>	<b>1,063</b>	<b>1,088</b>	<b>1,085</b>	<b>1,068</b>	<b>1,060</b>	<b>1,040</b>	<b>1,030</b>	<b>1,010</b>	<b>1,000</b>	<b>980</b>	<b>960</b>	<b>940</b>	<b>920</b>	<b>900</b>	<b>880</b>	

- (a) - Includes veteran service pensions, dependant service pensions, income support supplement, age pensions, commonwealth seniors health cards and DFISA recipients.
- (b) - Includes disability, war widow, orphan and adequate means of support pensions.



Date of Most Recent Actual Data : 3 Jan 2020