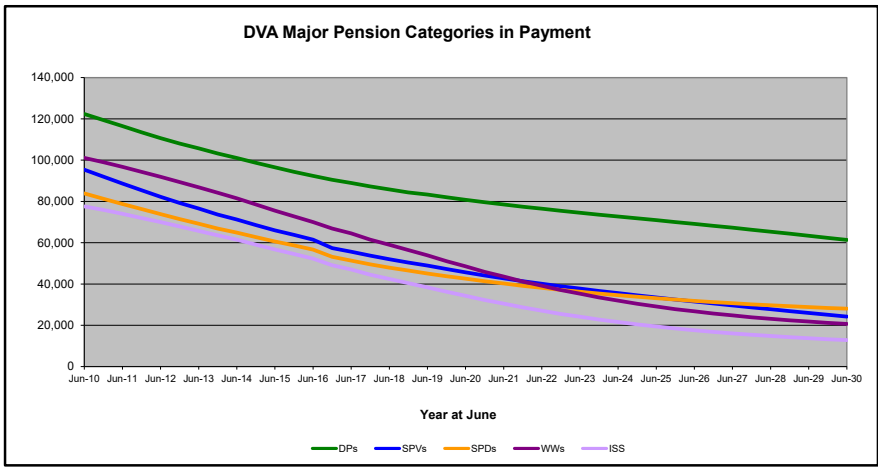
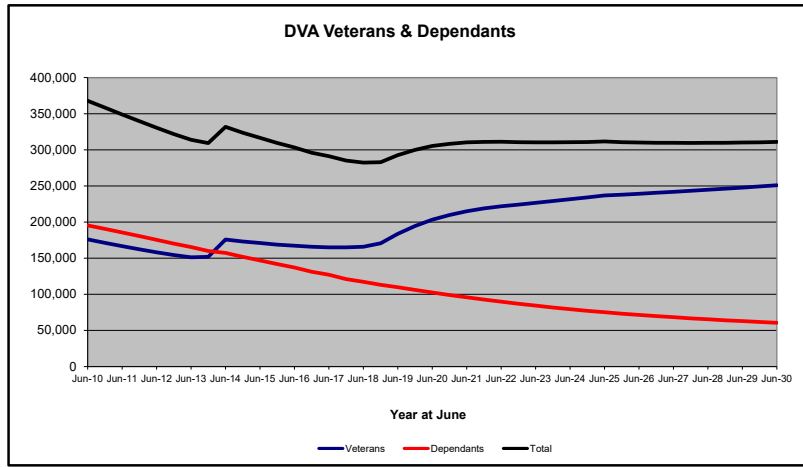


DVA PROJECTED BENEFICIARY NUMBERS WITH ACTUALS TO 30 JUNE 2019 - AUSTRALIA

Executive Summary of DVA Beneficiaries in Receipt of Pension(s), Allowance(s) or Health Care

BENEFICIARY CATEGORY	ACTUAL DATA										FORECAST DATA											
	June 2010	June 2011	June 2012	June 2013	June 2014	June 2015	June 2016	June 2017	June 2018	June 2019	June 2020	June 2021	June 2022	June 2023	June 2024	June 2025	June 2026	June 2027	June 2028	June 2029	June 2030	
Veterans :																						
Disability Pensioners in Payment	122,355	116,498	110,644	105,705	101,059	96,493	92,374	88,974	85,811	83,363	80,800	78,500	76,500	74,500	72,700	70,900	69,100	67,300	65,400	63,400	61,400	
Age Pension Veterans (Included Above)	3,006	2,771	2,562	2,405	2,244	2,151	2,097	2,026	1,940	2,058	2,100	2,100	2,200	2,200	2,300	2,400	2,400	2,500	2,600	2,600	2,700	
Service Pension Veterans	95,363	88,652	82,229	76,523	71,266	66,016	61,504	55,641	52,011	48,958	45,700	42,800	40,100	37,800	35,600	33,500	31,500	29,600	27,800	26,000	24,200	
Disability Pensioner & Service Pension Veteran Overlap	62,077	58,300	54,638	51,371	48,307	45,206	42,542	38,738	36,604	34,688	32,500	30,600	28,800	27,100	25,500	24,000	22,400	20,900	19,400	17,900	16,500	
Treatment Cards, Allowances or Accepted Disabilities Only	20,353	19,803	19,974	20,383	51,867	53,713	55,968	59,194	64,606	86,032	109,400	124,300	134,100	141,500	148,900	156,300	161,000	165,900	171,000	176,300	181,800	
MRCA Veterans	n/a	n/a	n/a	n/a	16,732	19,561	22,337	25,596	29,612	36,875	45,000	52,200	58,700	64,600	70,400	76,200	81,700	87,200	92,800	98,500	104,400	
SRCA Veterans	n/a	n/a	n/a	n/a	50,223	50,757	51,388	52,019	52,588	54,242	55,300	56,200	56,900	57,300	57,700	58,000	58,100	58,100	58,100	58,000	57,900	57,900
Total Veterans	175,994	166,653	158,209	151,240	175,934	171,016	167,304	165,071	165,824	183,665	203,300	215,000	221,900	226,700	231,700	236,800	239,200	241,900	244,800	247,800	251,000	
Dependants :																						
Service Pension Dependants	83,879	78,716	73,827	69,174	64,902	60,631	56,670	51,329	47,928	45,071	42,600	40,200	38,100	36,200	34,600	33,100	31,800	30,700	29,700	28,800	28,100	
War Widow(er)s	101,090	96,761	91,925	86,865	81,531	75,536	69,960	64,500	59,001	53,899	48,500	43,600	39,200	35,300	31,900	29,100	26,700	24,800	23,100	21,800	20,700	
Orphans	190	187	179	171	177	173	150	157	155	150	150	150	150	150	140	140	130	120	100	90	80	
Adequate Means of Support (a)	449	431	419	408	398	382	367	355	331	320	320	310	310	300	300	290	290	280	270	270	260	
Age Pension Partners	2,161	2,008	1,850	1,716	1,545	1,470	1,408	1,324	1,257	1,248	1,100	1,000	1,000	900	900	800	700	700	700	600	600	
Commonwealth Seniors Health Cards Dependants	4,153	4,100	3,849	3,694	3,214	3,055	2,835	4,449	2,660	2,621	2,400	2,200	2,100	2,000	1,900	1,800	1,800	1,700	1,700	1,700	1,700	
Defence Force Income Support Supplement Dependants	7,282	6,974	6,567	6,228	5,879	5,811	5,711	5,460	5,404	5,540	5,400	5,300	5,100	4,900	4,700	4,500	4,300	4,100	3,800	3,600	3,400	
MRCA Dependants	n/a	n/a	n/a	n/a	158	177	188	219	252	294	300	300	300	300	300	300	300	300	300	300	300	
Other Dependants	411	425	530	590	2,607	2,513	2,526	2,477	2,671	2,860	3,700	4,500	5,100	5,600	6,000	6,300	6,600	6,700	6,700	6,700	6,500	
Total Overlap Between Dependant Categories	4,230	4,036	3,766	3,513	3,028	2,827	2,659	3,050	2,301	2,240	1,900	1,700	1,500	1,400	1,300	1,200	1,100	1,000	1,000	900	900	
Total Dependants	195,385	185,566	175,380	165,333	157,383	146,921	137,156	127,220	117,358	109,760	102,600	96,000	89,800	84,300	79,500	75,300	71,600	68,400	65,500	62,900	60,600	
Total Veterans and Total Dependants Overlap	3,564	3,290	2,968	2,693	1,590	1,366	1,172	1,006	894	844	800	700	700	700	600	600	600	600	700	700	700	
Nett Total Clients *	367,815	348,929	330,621	313,880	331,727	316,571	303,288	291,285	282,314	292,674	305,300	310,300	311,200	310,500	310,600	311,500	310,200	309,700	309,700	310,100	311,000	

* - From June 2014 this report contains a more complete count of total DVA clients. The previous count; Net Total Beneficiaries; included all persons receiving a VEA pension/allowance or holding a treatment or pharmaceutical entitlement card. In contrast, the Nett Total Client count also includes any veteran with one or more service related disabilities accepted under the SRCA or the MRCA as well as dependent children of veterans currently receiving student payments under the VCES or MRCAETS.



Date of Most Recent Actual Data : 4 July 2019
Date When This Version is Current :

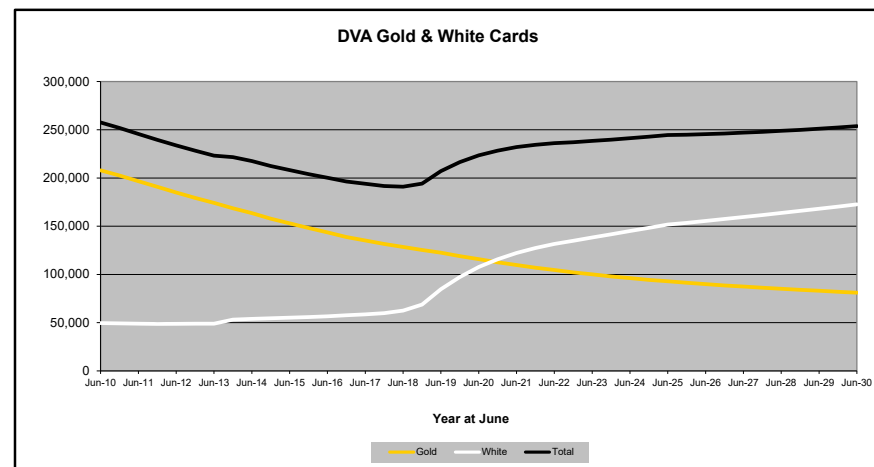
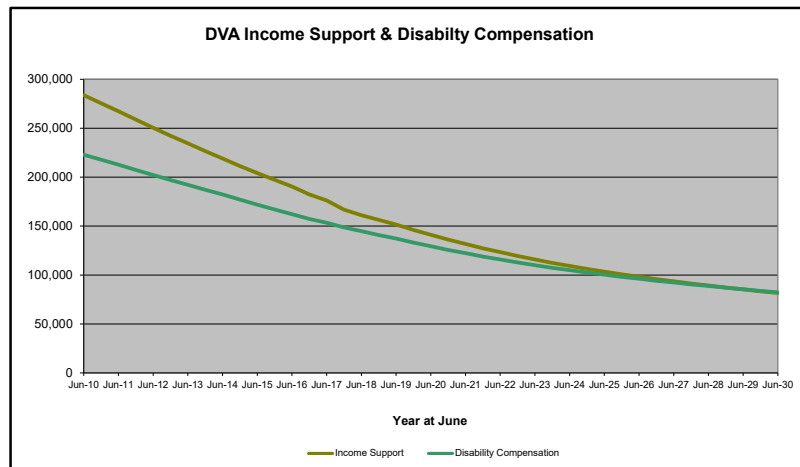
Continued next page

DVA PROJECTED BENEFICIARY NUMBERS WITH ACTUALS TO 30 JUNE 2019 - AUSTRALIA

Executive Summary of DVA Beneficiaries in Receipt of Pension(s), Allowance(s) or Health Care

BENEFICIARY CATEGORY (Subsets of Net Total Beneficiaries on Previous Page)	ACTUAL DATA										FORECAST DATA										
	June 2010	June 2011	June 2012	June 2013	June 2014	June 2015	June 2016	June 2017	June 2018	June 2019	June 2020	June 2021	June 2022	June 2023	June 2024	June 2025	June 2026	June 2027	June 2028	June 2029	June 2030
Health Treatment Card Holders :																					
Gold Cards	207,945	196,619	185,031	174,168	163,578	153,033	143,635	135,263	128,517	122,536	115,800	109,800	104,600	100,100	96,200	92,900	90,000	87,500	85,200	83,100	81,100
White Cards	49,621	48,986	48,769	49,013	53,984	55,148	56,610	58,705	62,450	64,624	107,700	122,200	131,500	138,300	145,000	151,700	155,500	159,500	163,700	168,100	172,600
Total Health Treatment Cards	257,566	245,605	233,800	223,181	217,562	208,181	200,245	193,968	190,967	207,160	223,500	232,100	236,200	238,400	241,300	244,600	245,500	247,000	248,900	251,100	253,700
Repatriation Pharmaceutical Benefits Cards (Orange Cards)	10,614	9,293	7,996	6,817	5,744	4,709	3,799	3,024	2,315	1,774	1,300	1,000	700	500	300	200	100	100	0	0	0
Other Income Support Categories:																					
Income Support Supplement	77,584	73,970	69,989	65,730	61,463	56,725	52,292	47,036	42,464	38,403	34,300	30,500	27,100	24,100	21,600	19,400	17,600	16,100	14,800	13,700	12,800
Age Pensioners	5,167	4,779	4,412	4,121	3,833	3,658	3,538	3,380	3,225	3,338	3,200	3,200	3,200	3,200	3,200	3,200	3,300	3,300	3,300	3,300	3,300
Commonwealth Seniors Health Cards	7,269	7,014	6,428	6,069	5,150	4,698	4,321	7,222	4,098	4,092	3,800	3,500	3,300	3,100	3,000	2,900	2,800	2,700	2,700	2,600	2,500
Defence Force Income Support Supplement (DFISA)	18,678	17,941	17,050	16,159	15,447	15,192	14,784	14,174	13,933	14,328	14,200	14,200	14,100	14,000	14,000	14,000	13,900	13,800	13,700	13,500	13,300
Total Income Support Beneficiaries (a)	283,823	267,297	250,472	234,603	219,153	204,180	190,423	176,232	161,184	151,543	141,200	131,800	123,400	116,000	109,400	103,500	98,300	93,700	89,400	85,400	81,700
Total Disability Compensation Beneficiaries (b)	222,876	212,749	202,154	192,236	182,345	171,874	162,247	153,463	144,843	137,352	129,500	122,300	115,900	110,100	105,000	100,400	96,200	92,400	88,800	85,500	82,300

(a) - Includes veteran service pensions, dependant service pensions, income support supplement, age pensions, commonwealth seniors health cards and DFISA recipients.
 (b) - Includes disability, war widow, orphan and adequate means of support pensions.



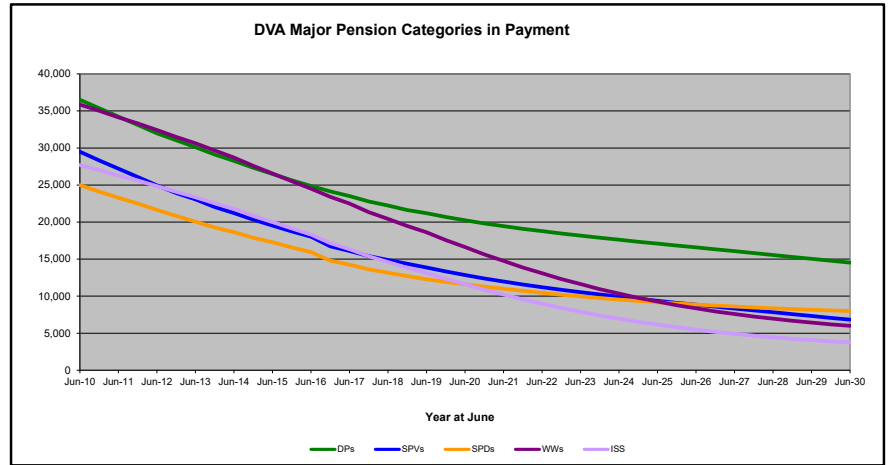
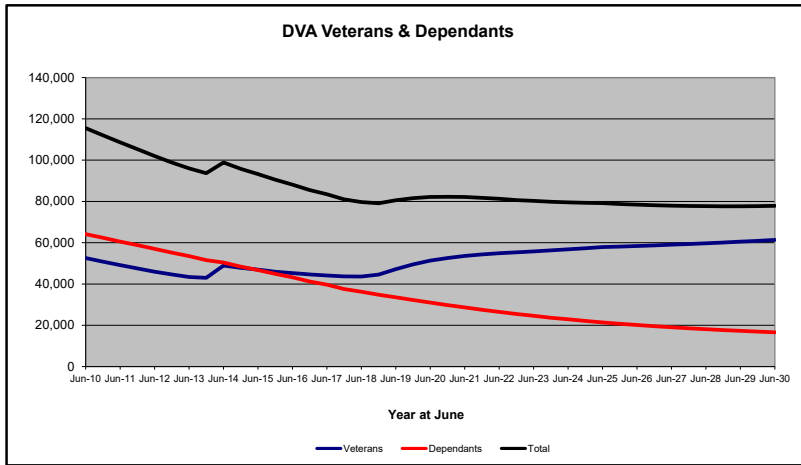
Date of Most Recent Actual Data : 4 July 2019
 Date When This Version is Current :

DVA PROJECTED BENEFICIARY NUMBERS WITH ACTUALS TO 31 DECEMBER 2018 - NEW SOUTH WALES

Executive Summary of DVA Beneficiaries in Receipt of Pension(s), Allowance(s) or Health Care

BENEFICIARY CATEGORY	ACTUAL DATA										FORECAST DATA											
	June 2010	June 2011	June 2012	June 2013	June 2014	June 2015	June 2016	June 2017	June 2018	June 2019	June 2020	June 2021	June 2022	June 2023	June 2024	June 2025	June 2026	June 2027	June 2028	June 2029	June 2030	
Veterans :																						
Disability Pensioners in Payment	36,510	34,235	31,988	30,119	28,257	26,502	24,873	23,504	22,243	21,200	20,300	19,500	18,800	18,200	17,600	17,100	16,600	16,100	15,600	15,000	14,500	
Age Pension Veterans (Included Above)	1,055	959	868	791	700	644	594	533	488	500	500	500	500	500	500	500	500	500	500	500	500	
Service Pension Veterans	29,497	27,210	24,954	23,067	21,211	19,527	18,026	16,100	14,877	13,900	12,900	12,000	11,200	10,500	9,900	9,400	8,800	8,300	7,800	7,300	6,800	
Disability Pensioner & Service Pension Veteran Overlap	19,371	17,961	16,535	15,326	14,115	12,982	11,999	10,641	9,844	9,200	8,500	7,900	7,400	6,900	6,500	6,100	5,800	5,400	5,000	4,600	4,200	
Treatment Cards, Allowances or Accepted Disabilities Only	5,928	5,671	5,566	5,556	13,564	13,898	14,398	15,150	16,369	21,300	26,700	30,100	32,300	34,000	35,800	37,600	38,800	40,000	41,300	42,700	44,200	
MRCA Veterans	n/a	n/a	n/a	n/a	4,082	4,768	5,475	6,298	7,337	9,100	11,100	12,900	14,500	16,000	17,500	19,000	20,500	21,900	23,400	25,000	26,600	
SRCA Veterans	n/a	n/a	n/a	n/a	12,010	12,118	12,231	12,321	12,428	12,700	12,800	13,000	13,100	13,200	13,200	13,300	13,300	13,300	13,300	13,300	13,300	13,400
Total Veterans	52,564	49,155	45,973	43,416	48,939	46,945	45,298	44,113	43,645	47,200	51,300	53,600	54,900	55,800	56,800	57,900	58,400	59,000	59,700	60,500	61,400	
Dependants :																						
Service Pension Dependants	24,994	23,287	21,640	20,055	18,637	17,269	15,929	14,247	13,153	12,300	11,600	11,000	10,500	10,000	9,600	9,200	8,900	8,600	8,400	8,200	8,000	
War Widow(er)s	35,855	34,128	32,431	30,652	28,723	26,569	24,507	22,489	20,437	18,600	16,600	14,800	13,100	11,600	10,400	9,300	8,400	7,600	7,000	6,400	6,000	
Orphans	53	47	47	47	44	52	45	51	49	50	50	50	50	40	40	40	40	30	30	20	20	
Adequate Means of Support (a)	150	145	139	136	131	126	123	119	114	110	110	110	100	100	100	100	90	90	90	90	90	
Age Pension Partners	754	692	624	557	478	443	401	358	325	300	300	200	200	200	200	200	100	100	100	100	100	
Commonwealth Seniors Health Cards Dependants	1,206	1,183	1,136	1,108	988	926	859	1,379	795	800	700	700	700	600	600	600	600	600	600	600	600	
Defence Force Income Support Supplement Dependants	2,290	2,146	1,983	1,830	1,663	1,598	1,517	1,402	1,366	1,400	1,300	1,200	1,100	1,100	1,000	900	900	800	700	700	600	
MRCA Dependants	n/a	n/a	n/a	n/a	45	47	52	55	61	70	80	80	80	80	80	80	80	80	80	70	70	
Other Dependants	143	145	181	209	627	581	574	526	615	600	800	1,000	1,100	1,200	1,300	1,400	1,400	1,400	1,400	1,400	1,400	
Total Overlap Between Dependant Categories	1,290	1,232	1,145	1,060	919	857	773	931	652	600	500	400	400	400	300	300	300	300	200	200	200	
Total Dependants	64,155	60,541	57,036	53,534	50,417	46,754	43,234	39,695	36,263	33,600	31,000	28,700	26,500	24,600	22,900	21,400	20,100	19,000	18,100	17,300	16,600	
Total Veterans and Total Dependants Overlap	1,203	1,089	1,018	914	522	429	360	297	249	200	200	200	200	100	100	100	100	100	100	100	100	
Nett Total Clients *	115,516	108,607	101,991	96,036	98,834	93,270	88,172	83,511	79,666	80,600	82,200	82,100	81,300	80,300	79,600	79,200	78,500	78,000	77,700	77,700	77,800	

* - From June 2014 this report contains a more complete count of total DVA clients. The previous count; Net Total Beneficiaries; included all persons receiving a VEA pension/allowance or holding a treatment or pharmaceutical entitlement card. In contrast, the Nett Total Client count also includes any veteran with one or more service related disabilities accepted under the SRCA or the MRCA as well as dependent children of veterans currently receiving student payments under the VCES or MRCAETS.



Date of Most Recent Actual Data : 4 July 2019
Date When This Version is Current :

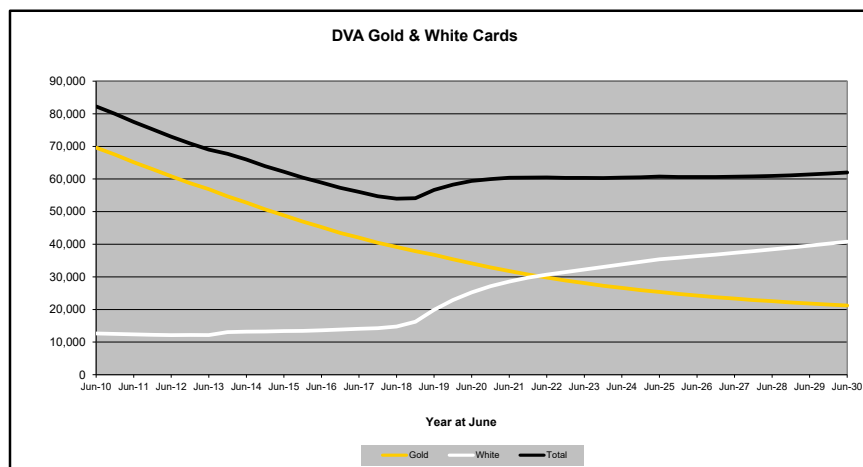
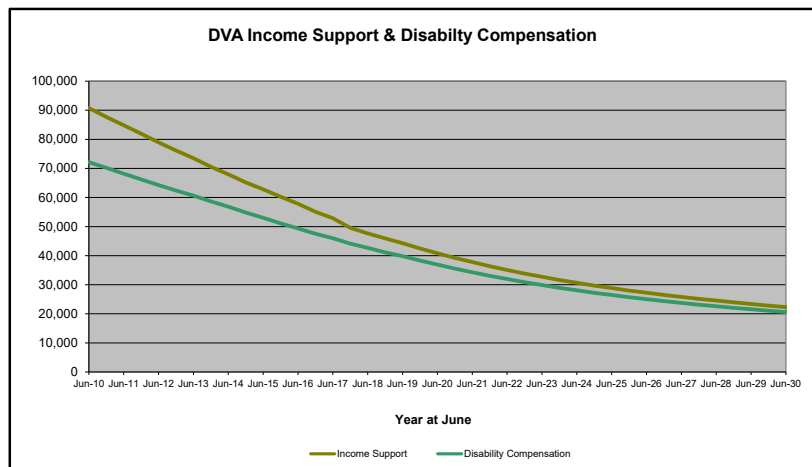
Continued next page

DVA PROJECTED BENEFICIARY NUMBERS WITH ACTUALS TO 31 DECEMBER 2018 - NEW SOUTH WALES

Executive Summary of DVA Beneficiaries in Receipt of Pension(s), Allowance(s) or Health Care

BENEFICIARY CATEGORY (Subsets of Net Total Beneficiaries on Previous Page)	ACTUAL DATA										FORECAST DATA										
	June 2010	June 2011	June 2012	June 2013	June 2014	June 2015	June 2016	June 2017	June 2018	June 2019	June 2020	June 2021	June 2022	June 2023	June 2024	June 2025	June 2026	June 2027	June 2028	June 2029	June 2030
Health Treatment Card Holders :																					
Gold Cards	69,607	65,139	60,825	56,862	52,789	48,856	45,271	42,007	39,190	36,800	34,100	31,800	29,800	28,100	26,600	25,400	24,300	23,300	22,500	21,800	21,200
White Cards	12,643	12,346	12,154	12,152	13,184	13,376	13,624	14,057	14,783	19,900	25,300	28,600	30,700	32,200	33,800	35,400	36,300	37,300	38,400	39,600	40,800
Total Health Treatment Cards	82,250	77,485	72,979	69,014	65,973	62,232	58,895	56,064	53,973	56,700	59,400	60,400	60,500	60,300	60,400	60,700	60,600	60,700	61,000	61,400	62,000
Repatriation Pharmaceutical Benefits Cards (Orange Cards)	3,072	2,668	2,299	1,977	1,650	1,353	1,102	895	689	500	400	300	200	100	100	100	0	0	0	0	0
Other Income Support Categories:																					
Income Support Supplement	27,697	26,278	24,847	23,354	21,781	20,004	18,325	16,347	14,597	13,100	11,600	10,200	9,000	7,900	7,000	6,200	5,500	4,900	4,500	4,100	3,800
Age Pensioners	1,809	1,651	1,492	1,348	1,189	1,096	1,003	899	820	800	700	700	700	700	700	700	700	700	700	700	700
Commonwealth Seniors Health Cards	2,136	2,037	1,884	1,794	1,552	1,382	1,263	2,161	1,197	1,200	1,100	1,000	1,000	900	900	900	900	900	800	800	800
Defence Force Income Support Supplement (DFISA)	6,089	5,691	5,300	4,926	4,534	4,338	4,055	3,789	3,619	3,600	3,500	3,400	3,300	3,200	3,200	3,100	3,100	3,000	3,000	2,900	2,900
Total Income Support Beneficiaries (a)	90,761	84,838	78,944	73,521	68,008	62,801	57,867	52,879	47,644	44,300	40,800	37,800	35,100	32,700	30,700	28,900	27,300	25,800	24,600	23,400	22,300
Total Disability Compensation Beneficiaries (b)	72,155	68,170	64,251	60,634	56,872	53,011	49,349	45,997	42,696	39,900	36,900	34,300	32,000	29,900	28,100	26,500	25,000	23,800	22,600	21,600	20,600

(a) - Includes veteran service pensions, dependant service pensions, income support supplement, age pensions, commonwealth seniors health cards and DFISA recipients.
 (b) - Includes disability, war widow, orphan and adequate means of support pensions.



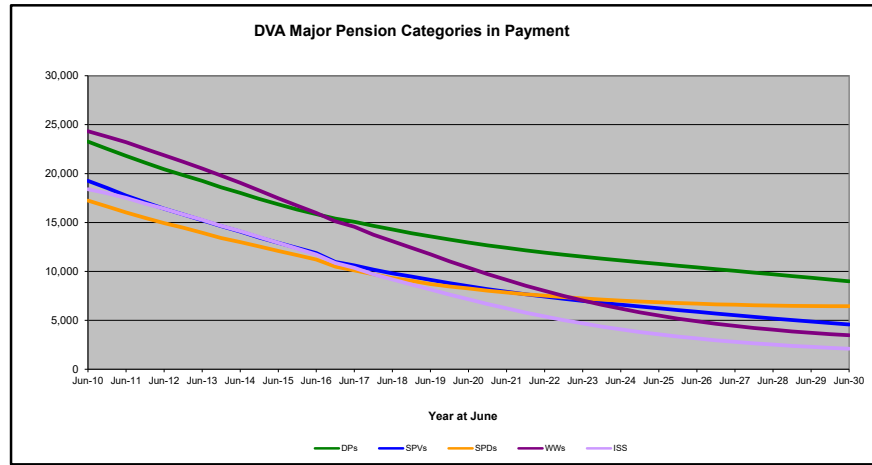
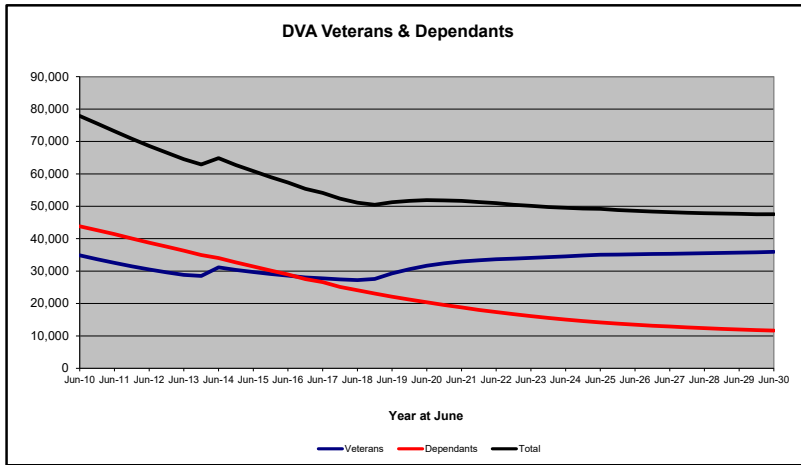
Date of Most Recent Actual Data : 4 July 2019
 Date When This Version is Current :

DVA PROJECTED BENEFICIARY NUMBERS WITH ACTUALS TO 31 DECEMBER 2018 - VICTORIA

Executive Summary of DVA Beneficiaries in Receipt of Pension(s), Allowance(s) or Health Care

BENEFICIARY CATEGORY	ACTUAL DATA										FORECAST DATA											
	June 2010	June 2011	June 2012	June 2013	June 2014	June 2015	June 2016	June 2017	June 2018	June 2019	June 2020	June 2021	June 2022	June 2023	June 2024	June 2025	June 2026	June 2027	June 2028	June 2029	June 2030	
Veterans :																						
Disability Pensioners in Payment	23,268	21,801	20,439	19,253	18,020	16,859	15,856	15,070	14,285	13,600	13,000	12,400	11,900	11,500	11,100	10,800	10,400	10,100	9,700	9,300	9,000	
Age Pension Veterans (Included Above)	698	633	574	514	465	430	388	346	317	300	300	300	300	300	300	300	300	300	300	300	300	
Service Pension Veterans	19,257	17,756	16,407	15,227	14,070	12,914	11,882	10,620	9,794	9,100	8,500	7,900	7,400	7,000	6,600	6,200	5,900	5,500	5,200	4,900	4,600	
Disability Pensioner & Service Pension Veteran Overlap	12,149	11,253	10,441	9,714	9,005	8,280	7,628	6,810	6,315	5,900	5,400	5,100	4,700	4,400	4,100	3,900	3,600	3,300	3,000	2,800	2,500	
Treatment Cards, Allowances or Accepted Disabilities Only	4,468	4,222	4,093	4,059	8,053	8,233	8,485	8,880	9,461	12,400	15,600	17,700	19,000	20,000	21,000	21,900	22,500	23,100	23,700	24,200	24,900	
MRCA Veterans	n/a	n/a	n/a	n/a	2,098	2,475	2,875	3,304	3,832	4,600	5,600	6,500	7,300	8,000	8,800	9,500	10,200	10,900	11,600	12,300	13,000	
SRCA Veterans	n/a	n/a	n/a	n/a	7,191	7,262	7,371	7,502	7,628	7,900	8,100	8,300	8,400	8,500	8,500	8,600	8,600	8,600	8,600	8,500	8,500	
Total Veterans	34,844	32,526	30,498	28,825	31,151	29,726	28,595	27,760	27,225	29,300	31,600	33,000	33,700	34,100	34,600	35,100	35,200	35,400	35,500	35,700	35,900	
Dependants :																						
Service Pension Dependants	17,239	16,028	14,928	13,956	12,997	12,085	11,216	10,101	9,325	8,700	8,300	7,900	7,500	7,200	7,000	6,800	6,700	6,600	6,500	6,500	6,400	
War Widow(er)s	24,328	23,214	21,877	20,511	19,061	17,478	15,982	14,562	13,085	11,700	10,400	9,100	8,000	7,000	6,200	5,500	4,900	4,400	4,000	3,700	3,500	
Orphans	32	30	34	27	30	26	22	17	18	10	10	10	10	10	10	10	10	10	10	10	10	
Adequate Means of Support (a)	105	101	100	97	97	88	81	80	72	70	70	70	70	70	70	60	60	60	60	60	60	
Age Pension Partners	505	469	422	390	337	301	285	260	226	200	200	200	100	100	100	100	100	100	100	100	100	
Commonwealth Seniors Health Cards Dependants	940	915	847	803	684	638	598	961	550	500	500	500	400	400	400	400	400	400	400	400	400	
Defence Force Income Support Supplement Dependants	1,582	1,478	1,323	1,207	1,065	1,005	952	881	826	800	800	800	700	700	700	700	700	700	700	700	600	
MRCA Dependants	n/a	n/a	n/a	n/a	20	20	19	21	24	30	30	30	30	30	30	30	30	30	30	30	30	
Other Dependants	68	67	79	87	363	346	354	339	375	400	500	600	600	700	700	700	700	700	700	700	700	
Total Overlap Between Dependant Categories	979	913	827	766	630	572	530	639	414	400	300	300	200	200	200	200	100	100	100	100	100	
Total Dependants	43,820	41,389	38,783	36,312	34,024	31,415	28,979	26,583	24,087	22,100	20,400	18,800	17,400	16,100	15,100	14,200	13,500	12,900	12,400	12,000	11,600	
Total Veterans and Total Dependants Overlap	799	747	651	599	333	291	252	209	184	200	100	100	100	100	100	100	100	100	100	100	100	
Nett Total Clients *	77,865	73,168	68,630	64,538	64,842	60,850	57,322	54,134	51,129	51,300	51,900	51,700	51,000	50,100	49,600	49,200	48,600	48,200	47,900	47,700	47,600	

* - From June 2014 this report contains a more complete count of total DVA clients. The previous count; Net Total Beneficiaries; included all persons receiving a VEA pension/allowance or holding a treatment or pharmaceutical entitlement card. In contrast, the Nett Total Client count also includes any veteran with one or more service related disabilities accepted under the SRCA or the MRCA as well as dependent children of veterans currently receiving student payments under the VCES or MRCAETS.



Date of Most Recent Actual Data : 4 July 2019
Date When This Version is Current :

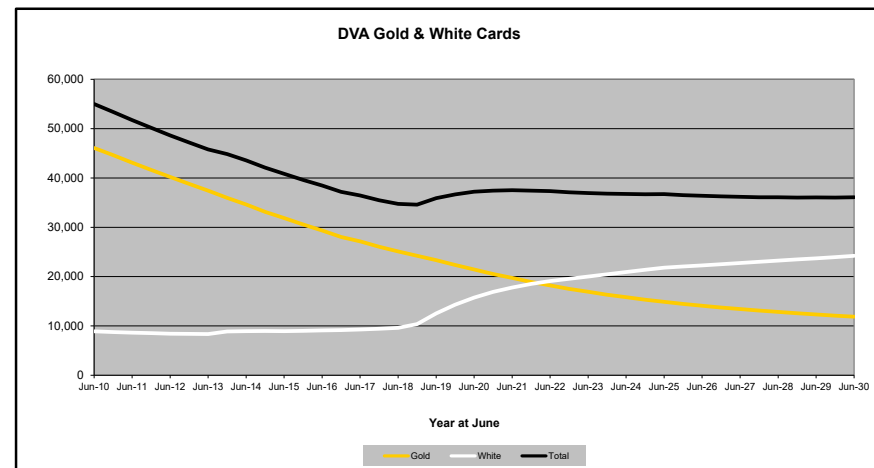
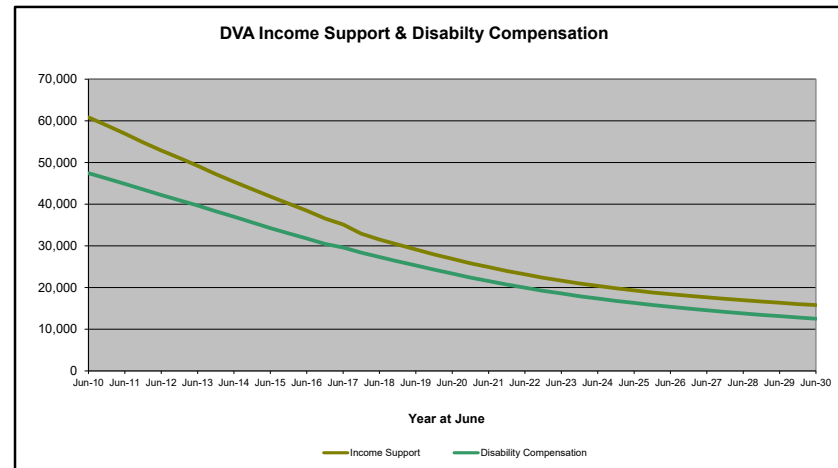
Continued next page

DVA PROJECTED BENEFICIARY NUMBERS WITH ACTUALS TO 31 DECEMBER 2018 - VICTORIA

Executive Summary of DVA Beneficiaries in Receipt of Pension(s), Allowance(s) or Health Care

BENEFICIARY CATEGORY (Subsets of Net Total Beneficiaries on Previous Page)	ACTUAL DATA										FORECAST DATA										
	June 2010	June 2011	June 2012	June 2013	June 2014	June 2015	June 2016	June 2017	June 2018	June 2019	June 2020	June 2021	June 2022	June 2023	June 2024	June 2025	June 2026	June 2027	June 2028	June 2029	June 2030
Health Treatment Card Holders :																					
Gold Cards	46,076	43,109	40,198	37,427	34,630	31,878	29,346	27,155	25,116	23,300	21,500	19,700	18,200	16,900	15,800	14,900	14,100	13,400	12,800	12,300	11,900
White Cards	8,915	8,631	8,425	8,356	8,944	8,957	9,109	9,289	9,624	12,600	15,800	17,800	19,100	20,000	20,900	21,800	22,300	22,800	23,200	23,700	24,200
Total Health Treatment Cards	54,991	51,740	48,623	45,783	43,574	40,835	38,455	36,444	34,740	35,900	37,200	37,500	37,300	37,000	36,800	36,700	36,400	36,200	36,100	36,000	36,100
Repatriation Pharmaceutical Benefits Cards (Orange Cards)	2,362	2,065	1,767	1,501	1,264	1,044	842	665	512	400	300	200	200	100	100	0	0	0	0	0	0
Other Income Support Categories:																					
Income Support Supplement	18,401	17,516	16,413	15,270	14,115	12,919	11,721	10,367	9,186	8,200	7,200	6,200	5,400	4,700	4,100	3,600	3,100	2,800	2,500	2,300	2,100
Age Pensioners	1,203	1,102	996	904	811	738	679	611	548	500	500	500	400	400	400	400	400	400	400	400	400
Commonwealth Seniors Health Cards	1,624	1,556	1,402	1,315	1,091	996	922	1,554	857	900	800	700	700	600	600	600	600	600	600	600	600
Defence Force Income Support Supplement (DFISA)	4,092	3,863	3,545	3,242	2,927	2,748	2,549	2,337	2,205	2,200	2,100	2,100	2,000	2,000	2,000	2,000	2,000	2,100	2,000	2,000	2,000
Total Income Support Beneficiaries (a)	60,844	56,943	52,905	49,218	45,402	41,855	38,466	35,150	31,518	29,100	26,900	24,900	23,200	21,700	20,400	19,300	18,400	17,700	17,000	16,400	15,800
Total Disability Compensation Beneficiaries (b)	47,447	44,880	42,216	39,680	37,014	34,283	31,794	29,605	27,352	25,300	23,400	21,600	20,000	18,600	17,400	16,300	15,400	14,600	13,800	13,100	12,500

- (a) - Includes veteran service pensions, dependant service pensions, income support supplement, age pensions, commonwealth seniors health cards and DFISA recipients.
- (b) - Includes disability, war widow, orphan and adequate means of support pensions.



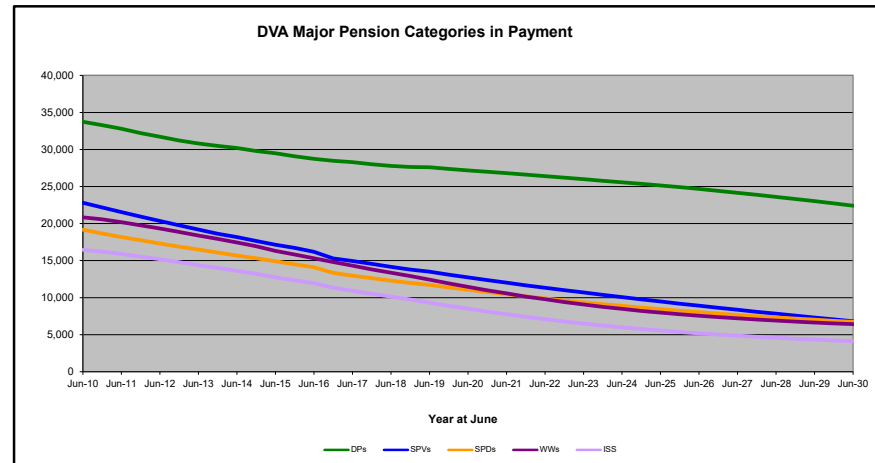
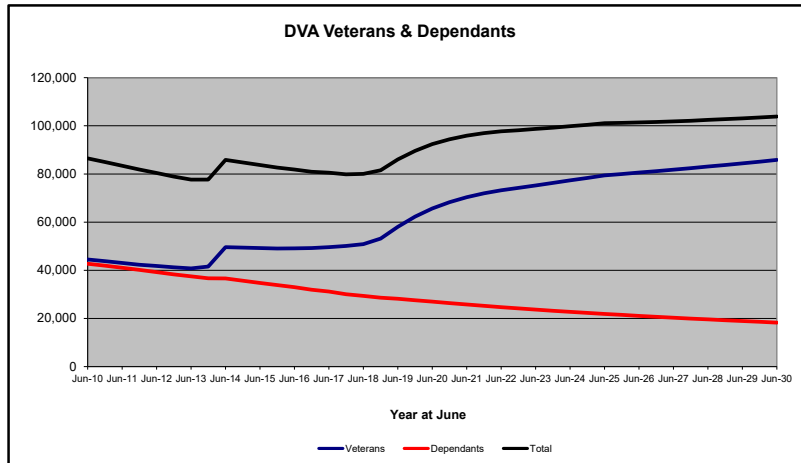
Date of Most Recent Actual Data : 4 July 2019
 Date When This Version is Current :

DVA PROJECTED BENEFICIARY NUMBERS WITH ACTUALS TO 31 DECEMBER 2018 - QUEENSLAND

Executive Summary of DVA Beneficiaries in Receipt of Pension(s), Allowance(s) or Health Care

BENEFICIARY CATEGORY	ACTUAL DATA										FORECAST DATA										
	June 2010	June 2011	June 2012	June 2013	June 2014	June 2015	June 2016	June 2017	June 2018	June 2019	June 2020	June 2021	June 2022	June 2023	June 2024	June 2025	June 2026	June 2027	June 2028	June 2029	June 2030
Veterans :																					
Disability Pensioners in Payment	33,738	32,795	31,724	30,810	30,195	29,484	28,734	28,300	27,777	27,600	27,200	26,800	26,400	26,000	25,600	25,100	24,700	24,100	23,600	23,000	22,400
Age Pension Veterans (Included Above)	675	643	625	621	622	641	678	692	695	800	900	900	1,000	1,000	1,100	1,100	1,100	1,200	1,200	1,300	1,300
Service Pension Veterans	22,809	21,542	20,345	19,201	18,186	17,142	16,196	14,945	14,149	13,500	12,700	12,000	11,300	10,700	10,100	9,500	8,900	8,400	7,800	7,300	6,800
Disability Pensioner & Service Pension Veteran Overlap	16,496	15,773	15,074	14,438	13,905	13,311	12,741	11,896	11,413	11,000	10,400	9,900	9,400	8,900	8,400	7,900	7,400	6,900	6,400	5,900	5,500
Treatment Cards, Allowances or Accepted Disabilities Only	4,451	4,510	4,822	5,208	15,126	15,938	16,902	18,230	20,373	28,000	36,200	41,400	44,900	47,400	50,000	52,700	54,400	56,200	58,000	60,000	62,100
MRCA Veterans	n/a	n/a	n/a	n/a	6,006	7,073	8,015	9,308	10,769	13,600	16,700	19,400	21,800	23,900	26,000	28,100	30,000	32,000	34,100	36,200	38,300
SRCA Veterans	n/a	n/a	n/a	n/a	16,342	16,506	16,752	17,107	17,377	18,200	18,600	19,000	19,300	19,600	19,800	19,900	20,000	20,000	20,100	20,000	20,000
Total Veterans	44,502	43,074	41,817	40,781	49,609	49,253	49,091	49,579	50,886	58,100	65,700	70,300	73,200	75,200	77,300	79,400	80,600	81,800	83,100	84,400	85,800
Dependants :																					
Service Pension Dependants	19,172	18,176	17,310	16,482	15,684	14,900	14,105	12,957	12,282	11,700	11,100	10,500	9,900	9,400	8,900	8,400	8,000	7,700	7,300	7,000	6,700
War Widow(er)s	20,836	20,189	19,329	18,377	17,442	16,304	15,314	14,325	13,364	12,400	11,500	10,600	9,800	9,100	8,500	8,000	7,600	7,200	6,900	6,700	6,400
Orphans	58	65	61	60	62	59	49	43	44	40	50	50	50	50	50	50	50	40	40	40	40
Adequate Means of Support (a)	83	80	77	74	72	72	69	66	61	60	60	60	60	60	60	60	50	50	50	50	50
Age Pension Partners	440	403	383	378	357	369	365	361	372	400	400	400	400	300	300	300	300	300	300	200	200
Commonwealth Seniors Health Cards Dependants	697	705	655	646	568	564	515	936	515	500	500	500	500	400	400	400	400	400	400	400	400
Defence Force Income Support Supplement Dependants	2,037	1,986	1,931	1,921	1,941	2,007	2,062	2,052	2,099	2,200	2,200	2,200	2,100	2,000	2,000	1,900	1,800	1,700	1,600	1,500	1,400
MRCA Dependants	n/a	n/a	n/a	n/a	57	74	73	92	99	110	110	110	110	110	110	100	100	100	100	90	90
Other Dependants	117	123	154	166	992	982	1,019	1,037	1,074	1,200	1,600	2,000	2,300	2,600	2,800	3,000	3,200	3,300	3,300	3,300	3,300
Total Overlap Between Dependant Categories	729	693	660	647	582	573	561	667	547	600	500	500	500	400	400	400	400	300	300	300	300
Total Dependants	42,711	41,034	39,240	37,457	36,593	34,758	33,010	31,202	29,363	28,200	27,000	25,800	24,700	23,700	22,700	21,900	21,100	20,300	19,600	18,900	18,300
Total Veterans and Total Dependants Overlap	747	698	618	559	329	292	260	248	240	200	300	300	300	300	300	300	300	300	300	300	300
Nett Total Clients *	86,466	83,410	80,439	77,679	85,873	83,719	81,841	80,533	80,022	86,000	92,400	95,900	97,700	98,700	99,800	101,100	101,400	101,900	102,400	103,100	103,900

* - From June 2014 this report contains a more complete count of total DVA clients. The previous count; Net Total Beneficiaries; included all persons receiving a VEA pension/allowance or holding a treatment or pharmaceutical entitlement card. In contrast, the Nett Total Client count also includes any veteran with one or more service related disabilities accepted under the SRCA or the MRCA as well as dependent children of veterans currently receiving student payments under the VCES or MRCAETS.



Date of Most Recent Actual Data : 4 July 2019
Date When This Version is Current :

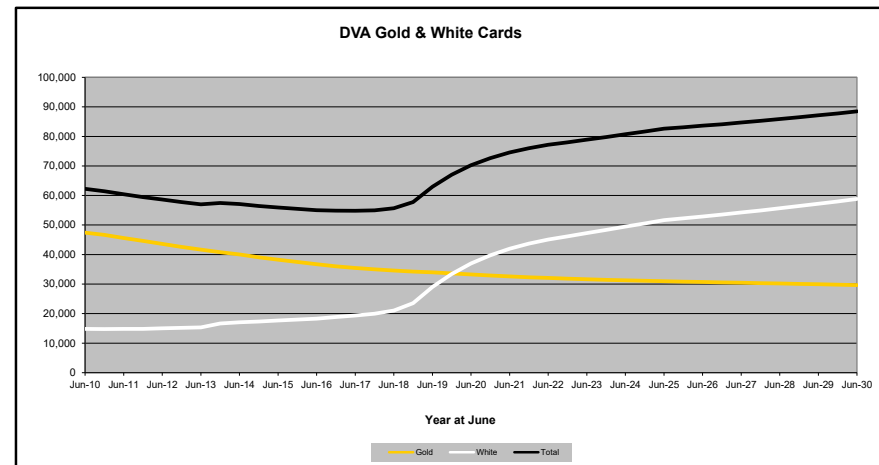
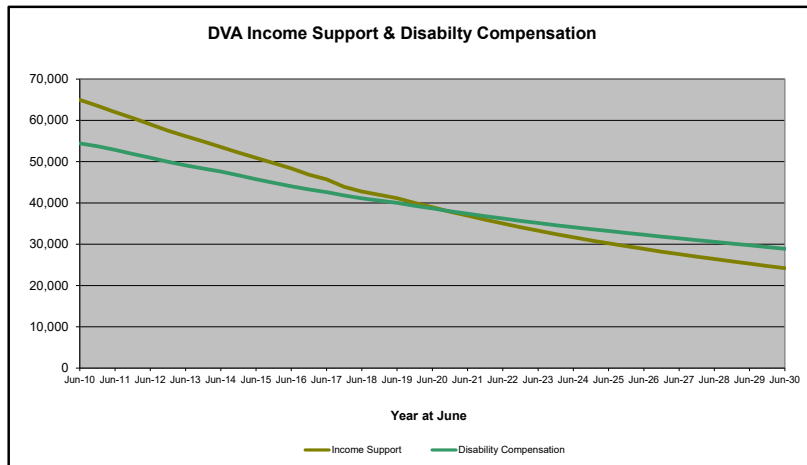
Continued next page

DVA PROJECTED BENEFICIARY NUMBERS WITH ACTUALS TO 31 DECEMBER 2018 - QUEENSLAND

Executive Summary of DVA Beneficiaries in Receipt of Pension(s), Allowance(s) or Health Care

BENEFICIARY CATEGORY (Subsets of Net Total Beneficiaries on Previous Page)	ACTUAL DATA										FORECAST DATA										
	June 2010	June 2011	June 2012	June 2013	June 2014	June 2015	June 2016	June 2017	June 2018	June 2019	June 2020	June 2021	June 2022	June 2023	June 2024	June 2025	June 2026	June 2027	June 2028	June 2029	June 2030
Health Treatment Card Holders :																					
Gold Cards	47,407	45,607	43,583	41,661	40,041	38,253	36,740	35,479	34,602	34,000	33,300	32,600	32,100	31,700	31,300	31,000	30,700	30,500	30,200	30,000	29,700
White Cards	14,832	14,822	15,041	15,326	17,050	17,682	18,268	19,346	21,055	29,000	37,000	42,000	45,100	47,300	49,500	51,700	52,900	54,200	55,700	57,200	58,800
Total Health Treatment Cards	62,239	60,429	58,624	56,987	57,091	55,935	55,008	54,825	55,657	63,000	70,200	74,600	77,200	78,900	80,700	82,600	83,600	84,700	85,900	87,200	88,500
Repatriation Pharmaceutical Benefits Cards (Orange Cards)	1,931	1,694	1,460	1,239	1,038	845	670	535	396	300	200	200	100	100	0	0	0	0	0	0	0
Other Income Support Categories:																					
Income Support Supplement	16,460	15,894	15,189	14,379	13,632	12,727	11,935	10,923	10,126	9,300	8,500	7,800	7,100	6,500	6,000	5,600	5,200	4,900	4,600	4,300	4,100
Age Pensioners	1,115	1,046	1,008	999	994	1,022	1,054	1,062	1,075	1,200	1,200	1,300	1,300	1,400	1,400	1,500	1,500	1,500	1,500	1,500	1,500
Commonwealth Seniors Health Cards	1,338	1,303	1,190	1,146	994	942	855	1,625	856	900	800	800	800	700	700	700	700	700	700	700	700
Defence Force Income Support Supplement (DFISA)	4,995	4,918	4,826	4,771	4,889	5,017	5,117	5,083	5,193	5,600	5,600	5,700	5,700	5,800	5,800	5,800	5,800	5,800	5,700	5,700	5,600
Total Income Support Beneficiaries (a)	64,975	62,020	59,045	56,165	53,561	50,921	48,383	45,703	42,771	41,200	39,000	36,900	35,000	33,300	31,700	30,200	28,900	27,600	26,400	25,300	24,200
Total Disability Compensation Beneficiaries (b)	54,432	52,866	50,957	49,117	47,598	45,764	44,033	42,608	41,137	40,000	38,700	37,400	36,200	35,100	34,100	33,200	32,300	31,400	30,600	29,800	28,900

- (a) - Includes veteran service pensions, dependant service pensions, income support supplement, age pensions, commonwealth seniors health cards and DFISA recipients.
- (b) - Includes disability, war widow, orphan and adequate means of support pensions.



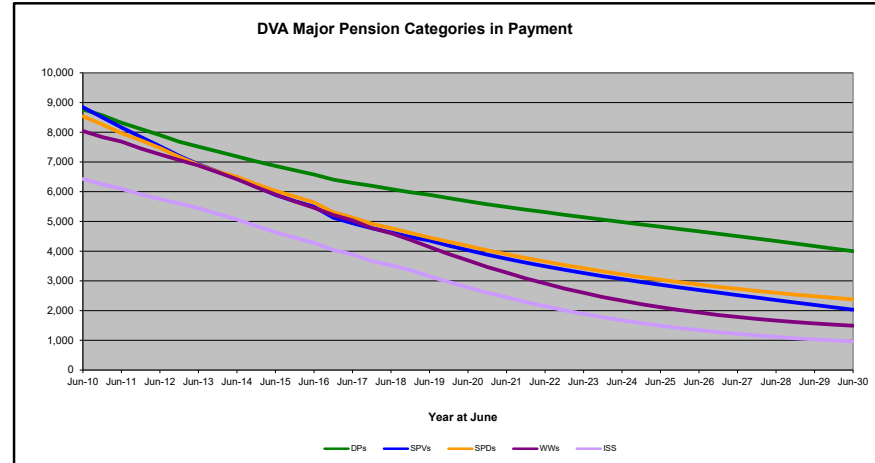
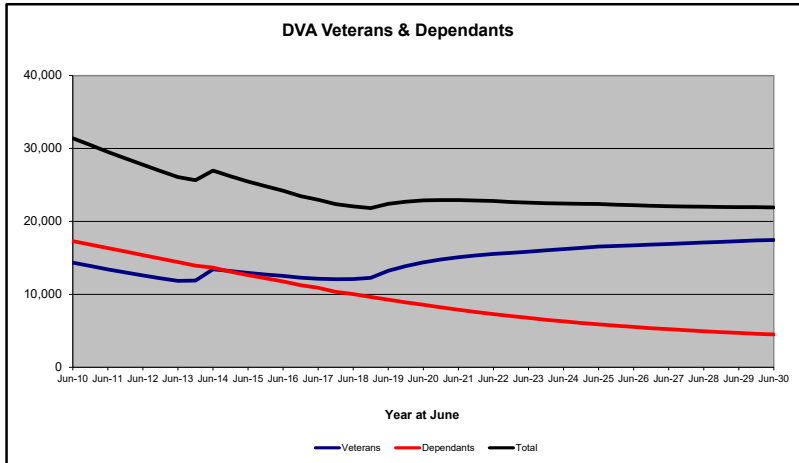
Date of Most Recent Actual Data : 4 July 2019
Date When This Version is Current :

DVA PROJECTED BENEFICIARY NUMBERS WITH ACTUALS TO 31 DECEMBER 2018 - SOUTH AUSTRALIA

Executive Summary of DVA Beneficiaries in Receipt of Pension(s), Allowance(s) or Health Care

BENEFICIARY CATEGORY	ACTUAL DATA										FORECAST DATA										
	June 2010	June 2011	June 2012	June 2013	June 2014	June 2015	June 2016	June 2017	June 2018	June 2019	June 2020	June 2021	June 2022	June 2023	June 2024	June 2025	June 2026	June 2027	June 2028	June 2029	June 2030
Veterans :																					
Disability Pensioners in Payment	8,769	8,319	7,906	7,518	7,185	6,866	6,577	6,294	6,088	5,900	5,700	5,500	5,300	5,100	5,000	4,800	4,700	4,500	4,300	4,200	4,000
Age Pension Veterans (Included Above)	261	231	204	189	174	157	148	153	147	200	200	200	200	200	200	200	200	200	200	200	200
Service Pension Veterans	8,844	8,165	7,531	6,923	6,452	5,889	5,498	4,942	4,633	4,400	4,000	3,700	3,500	3,300	3,100	2,900	2,700	2,500	2,400	2,200	2,000
Disability Pensioner & Service Pension Veteran Overlap	4,903	4,639	4,382	4,109	3,917	3,689	3,518	3,242	3,105	3,000	2,800	2,600	2,500	2,400	2,200	2,100	2,000	1,800	1,700	1,600	1,500
Treatment Cards, Allowances or Accepted Disabilities Only	1,649	1,584	1,546	1,520	3,718	3,874	3,967	4,154	4,484	5,900	7,500	8,500	9,200	9,800	10,400	11,000	11,300	11,700	12,100	12,500	12,900
MRCA Veterans	n/a	n/a	n/a	n/a	1,042	1,264	1,408	1,576	1,860	2,300	2,800	3,300	3,800	4,200	4,600	5,000	5,400	5,800	6,300	6,700	7,100
SRCA Veterans	n/a	n/a	n/a	n/a	3,291	3,341	3,391	3,413	3,441	3,500	3,600	3,600	3,600	3,600	3,600	3,600	3,600	3,600	3,600	3,600	3,600
Total Veterans	14,359	13,429	12,601	11,852	13,441	12,940	12,524	12,148	12,100	13,200	14,400	15,100	15,500	15,900	16,200	16,600	16,700	16,900	17,100	17,300	17,500
Dependants :																					
Service Pension Dependants	8,537	7,969	7,472	6,902	6,505	6,026	5,638	5,131	4,774	4,500	4,200	3,900	3,700	3,400	3,200	3,000	2,900	2,700	2,600	2,500	2,400
War Widow(ers)	8,043	7,687	7,256	6,883	6,423	5,905	5,462	5,036	4,604	4,100	3,700	3,300	2,900	2,600	2,300	2,100	1,900	1,800	1,700	1,600	1,500
Orphans	13	14	12	14	12	10	9	8	6	10	10	10	10	10	10	10	10	10	10	10	0
Adequate Means of Support (a)	48	45	45	44	43	43	43	40	38	40	40	40	40	30	30	30	30	30	30	30	30
Age Pension Partners	203	188	167	154	147	130	128	119	116	110	100	100	90	90	80	80	70	70	70	60	60
Commonwealth Seniors Health Cards Dependants	404	396	372	343	295	266	249	348	215	200	180	160	150	140	130	120	120	120	110	110	110
Defence Force Income Support Supplement Dependants	467	440	425	401	372	355	346	326	322	330	330	330	320	310	310	300	290	280	270	260	250
MRCA Dependants	n/a	n/a	n/a	n/a	3	3	3	10	16	20	20	20	20	20	30	30	30	30	30	30	30
Other Dependants	22	20	25	32	156	155	140	148	150	140	180	210	240	250	260	260	270	260	250	240	240
Total Overlap Between Dependant Categories	436	415	386	346	298	258	249	262	208	190	170	150	130	120	110	100	90	90	80	80	80
Total Dependants	17,301	16,344	15,388	14,427	13,658	12,635	11,769	10,904	10,033	9,300	8,600	7,900	7,300	6,800	6,300	5,900	5,500	5,200	5,000	4,700	4,500
Total Veterans and Total Dependants Overlap	259	237	216	197	127	112	91	78	72	80	70	60	60	50	50	50	50	50	50	50	50
Nett Total Clients *	31,401	29,536	27,773	26,082	26,972	25,463	24,202	22,974	22,063	22,400	22,900	22,900	22,800	22,600	22,500	22,400	22,200	22,100	22,000	22,000	21,900

* - From June 2014 this report contains a more complete count of total DVA clients. The previous count; Net Total Beneficiaries; included all persons receiving a VEA pension/allowance or holding a treatment or pharmaceutical entitlement card. In contrast, the Nett Total Client count also includes any veteran with one or more service related disabilities accepted under the SRCA or the MRCA as well as dependent children of veterans currently receiving student payments under the VCES or MRCAETS.



Date of Most Recent Actual Data : 4 July 2019
Date When This Version is Current :

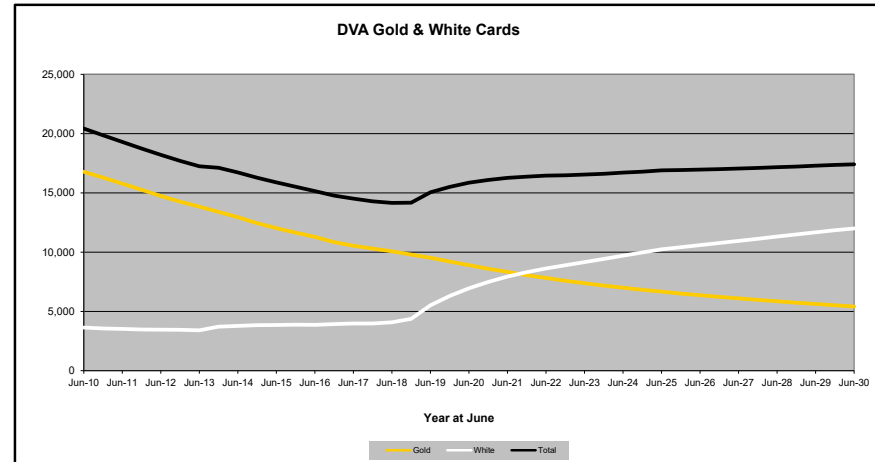
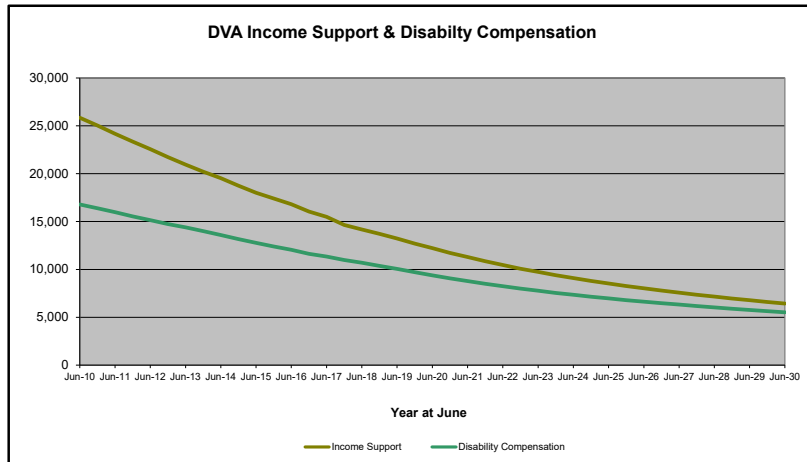
Continued next page

DVA PROJECTED BENEFICIARY NUMBERS WITH ACTUALS TO 31 DECEMBER 2018 - SOUTH AUSTRALIA

Executive Summary of DVA Beneficiaries in Receipt of Pension(s), Allowance(s) or Health Care

BENEFICIARY CATEGORY (Subsets of Net Total Beneficiaries on Previous Page)	ACTUAL DATA											FORECAST DATA									
	June 2010	June 2011	June 2012	June 2013	June 2014	June 2015	June 2016	June 2017	June 2018	June 2019	June 2020	June 2021	June 2022	June 2023	June 2024	June 2025	June 2026	June 2027	June 2028	June 2029	June 2030
Health Treatment Card Holders :																					
Gold Cards	16,784	15,781	14,738	13,844	12,949	12,032	11,286	10,543	10,072	9,500	8,900	8,300	7,800	7,400	7,000	6,700	6,400	6,100	5,900	5,600	5,400
White Cards	3,643	3,518	3,465	3,405	3,780	3,857	3,870	3,977	4,083	5,500	7,000	7,900	8,600	9,200	9,700	10,200	10,600	11,000	11,300	11,700	12,000
Total Health Treatment Cards	20,427	19,299	18,203	17,249	16,729	15,889	15,156	14,520	14,155	15,000	15,900	16,300	16,500	16,600	16,700	16,900	17,000	17,100	17,200	17,300	17,400
Repatriation Pharmaceutical Benefits Cards (Orange Cards)	1,397	1,215	1,044	884	748	607	492	396	295	200	200	100	100	100	0	0	0	0	0	0	0
Other Income Support Categories:																					
Income Support Supplement	6,428	6,097	5,752	5,445	5,064	4,636	4,284	3,891	3,528	3,200	2,800	2,400	2,200	1,900	1,700	1,500	1,300	1,200	1,100	1,000	1,000
Age Pensioners	464	419	371	343	322	288	277	274	265	300	300	300	300	300	300	300	300	300	300	300	200
Commonwealth Seniors Health Cards	660	634	576	519	434	390	360	553	318	300	300	200	200	200	200	200	200	200	200	200	200
Defence Force Income Support Supplement (DFISA)	1,257	1,191	1,142	1,067	983	968	944	885	849	900	900	900	900	900	900	900	900	900	900	900	800
Total Income Support Beneficiaries (a)	25,849	24,165	22,565	20,949	19,541	18,003	16,808	15,495	14,181	13,200	12,200	11,300	10,500	9,700	9,100	8,500	8,000	7,600	7,200	6,800	6,400
Total Disability Compensation Beneficiaries (b)	16,788	15,986	15,145	14,390	13,598	12,769	12,045	11,337	10,699	10,100	9,400	8,800	8,300	7,800	7,300	7,000	6,600	6,300	6,000	5,800	5,500

(a) - Includes veteran service pensions, dependant service pensions, income support supplement, age pensions, commonwealth seniors health cards and DFISA recipients.
 (b) - Includes disability, war widow, orphan and adequate means of support pensions.



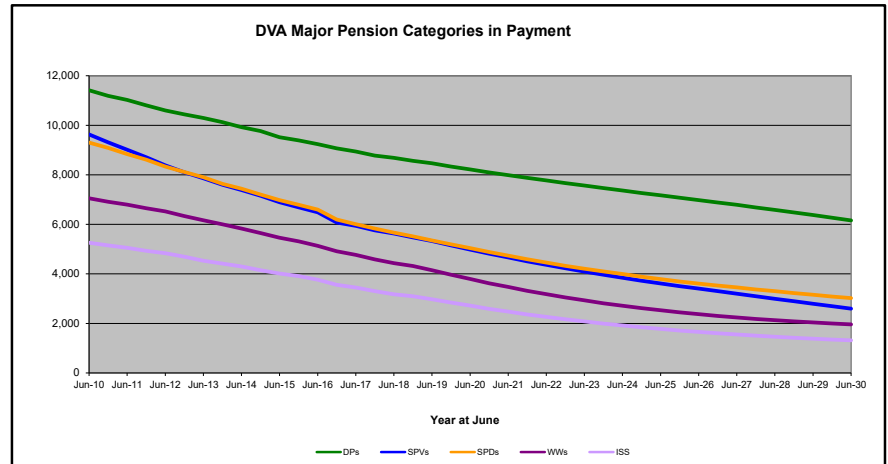
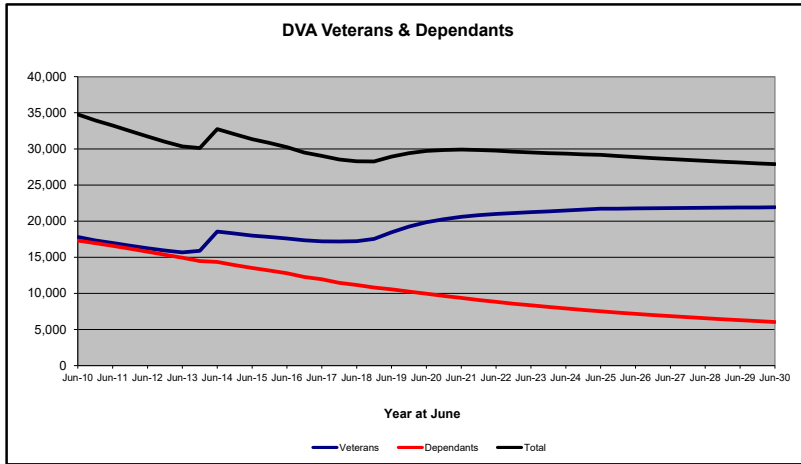
Date of Most Recent Actual Data : 4 July 2019
 Date When This Version is Current :

DVA PROJECTED BENEFICIARY NUMBERS WITH ACTUALS TO 31 DECEMBER 2018 - WESTERN AUSTRALIA

Executive Summary of DVA Beneficiaries in Receipt of Pension(s), Allowance(s) or Health Care

BENEFICIARY CATEGORY	ACTUAL DATA										FORECAST DATA										
	June 2010	June 2011	June 2012	June 2013	June 2014	June 2015	June 2016	June 2017	June 2018	June 2019	June 2020	June 2021	June 2022	June 2023	June 2024	June 2025	June 2026	June 2027	June 2028	June 2029	June 2030
Veterans :																					
Disability Pensioners in Payment	11,413	11,025	10,599	10,294	9,927	9,515	9,236	8,940	8,683	8,500	8,200	8,000	7,800	7,600	7,400	7,200	7,000	6,800	6,600	6,400	6,200
Age Pension Veterans (Included Above)	227	219	204	201	194	190	196	201	189	200	200	200	200	200	200	200	200	200	200	200	200
Service Pension Veterans	9,630	9,013	8,383	7,859	7,385	6,893	6,487	5,940	5,629	5,300	5,000	4,700	4,400	4,100	3,800	3,600	3,400	3,200	3,000	2,800	2,600
Disability Pensioner & Service Pension Veteran Overlap	5,658	5,369	5,083	4,868	4,629	4,380	4,224	3,920	3,782	3,600	3,400	3,300	3,100	2,900	2,700	2,600	2,400	2,300	2,100	2,000	1,800
Treatment Cards, Allowances or Accepted Disabilities Only	2,420	2,308	2,345	2,387	5,866	5,963	6,103	6,243	6,693	8,300	10,100	11,200	11,900	12,500	13,000	13,500	13,800	14,100	14,400	14,700	15,000
MRCA Veterans	n/a	n/a	n/a	n/a	1,669	1,861	2,091	2,246	2,515	3,100	3,600	4,100	4,600	5,000	5,400	5,800	6,200	6,600	6,900	7,300	7,700
SRCA Veterans	n/a	n/a	n/a	n/a	5,680	5,740	5,800	5,781	5,792	6,000	6,000	6,100	6,100	6,100	6,100	6,100	6,100	6,100	6,000	6,000	5,900
Total Veterans	17,805	16,977	16,244	15,672	18,551	17,991	17,602	17,203	17,223	18,500	19,800	20,600	21,000	21,200	21,500	21,700	21,800	21,800	21,800	21,900	21,900
Dependants :																					
Service Pension Dependants	9,301	8,837	8,334	7,900	7,441	6,981	6,598	6,009	5,669	5,400	5,000	4,700	4,500	4,200	4,000	3,800	3,600	3,500	3,300	3,200	3,000
War Widow(er)s	7,052	6,798	6,524	6,163	5,832	5,459	5,129	4,768	4,435	4,200	3,800	3,500	3,200	2,900	2,700	2,500	2,400	2,200	2,100	2,000	2,000
Orphans	16	12	6	7	8	10	10	15	15	10	10	10	10	10	10	10	10	10	10	10	10
Adequate Means of Support (a)	32	29	28	27	25	25	24	24	23	20	20	20	20	20	20	20	20	20	20	20	20
Age Pension Partners	199	195	191	176	165	162	162	166	154	200	100	100	100	100	100	100	100	100	100	100	100
Commonwealth Seniors Health Cards Dependants	680	676	623	583	503	496	464	608	433	400	400	300	300	300	300	200	200	200	200	200	200
Defence Force Income Support Supplement Dependants	609	613	589	552	536	521	510	487	477	500	500	400	400	400	400	400	300	300	300	300	300
MRCA Dependants	n/a	n/a	n/a	n/a	21	20	25	23	30	40	40	40	40	40	40	30	30	30	30	30	30
Other Dependants	36	36	50	60	283	272	274	269	284	300	400	400	500	500	600	600	600	600	600	600	600
Total Overlap Between Dependant Categories	619	610	578	532	457	434	415	420	360	300	300	300	200	200	200	100	100	100	100	100	100
Total Dependants	17,306	16,586	15,767	14,936	14,357	13,512	12,781	11,949	11,160	10,600	10,000	9,400	8,800	8,300	7,900	7,500	7,200	6,900	6,600	6,300	6,000
Total Veterans and Total Dependants Overlap	340	319	286	264	165	149	133	113	98	90	80	70	70	60	60	60	60	60	70	70	70
Nett Total Clients *	34,771	33,244	31,725	30,344	32,743	31,354	30,250	29,039	28,288	28,900	29,700	29,900	29,800	29,500	29,300	29,200	28,900	28,600	28,300	28,100	27,900

* - From June 2014 this report contains a more complete count of total DVA clients. The previous count; Net Total Beneficiaries; included all persons receiving a VEA pension/allowance or holding a treatment or pharmaceutical entitlement card. In contrast, the Nett Total Client count also includes any veteran with one or more service related disabilities accepted under the SRCA or the MRCA as well as dependent children of veterans currently receiving student payments under the VCES or MRCAETS.



Date of Most Recent Actual Data : 4 July 2019
Date When This Version is Current :

Continued next page

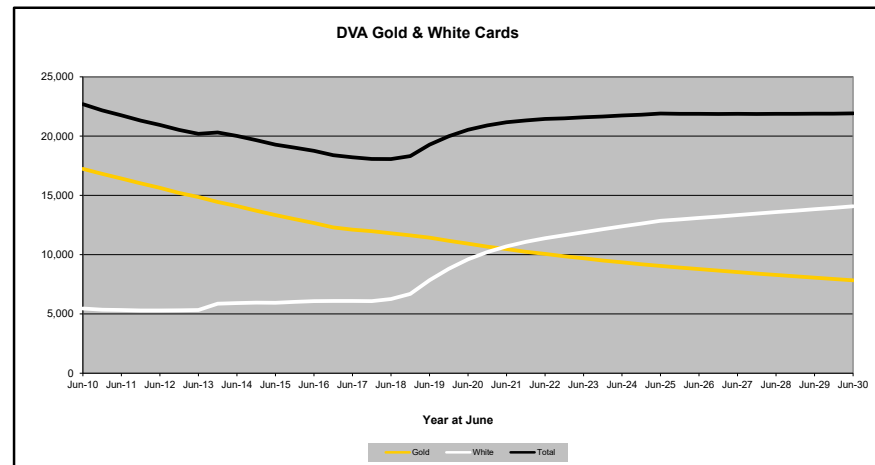
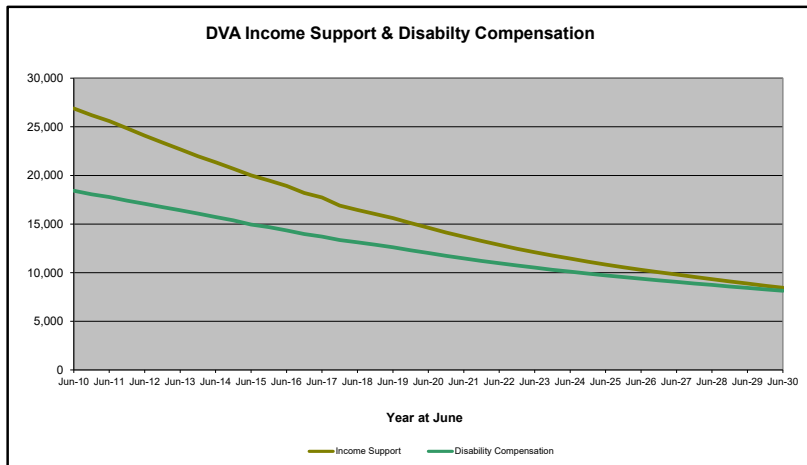
DVA PROJECTED BENEFICIARY NUMBERS WITH ACTUALS TO 31 DECEMBER 2018 - WESTERN AUSTRALIA

Executive Summary of DVA Beneficiaries in Receipt of Pension(s), Allowance(s) or Health Care

BENEFICIARY CATEGORY (Subsets of Net Total Beneficiaries on Previous Page)	ACTUAL DATA										FORECAST DATA										
	June 2010	June 2011	June 2012	June 2013	June 2014	June 2015	June 2016	June 2017	June 2018	June 2019	June 2020	June 2021	June 2022	June 2023	June 2024	June 2025	June 2026	June 2027	June 2028	June 2029	June 2030
Health Treatment Card Holders :																					
Gold Cards	17,238	16,428	15,639	14,861	14,099	13,341	12,669	12,114	11,810	11,400	10,900	10,500	10,100	9,700	9,400	9,100	8,800	8,500	8,300	8,100	7,800
White Cards	5,458	5,330	5,302	5,331	5,921	5,945	6,088	6,096	6,256	7,800	9,600	10,700	11,400	11,900	12,400	12,900	13,100	13,300	13,600	13,800	14,100
Total Health Treatment Cards	22,696	21,758	20,941	20,192	20,020	19,286	18,757	18,210	18,066	19,300	20,500	21,200	21,500	21,600	21,700	21,900	21,900	21,900	21,900	21,900	21,900
Repatriation Pharmaceutical Benefits Cards (Orange Cards)	1,375	1,208	1,035	882	758	624	503	391	314	200	200	100	100	100	0	0	0	0	0	0	0
Other Income Support Categories:																					
Income Support Supplement	5,257	5,052	4,835	4,529	4,297	4,014	3,765	3,449	3,178	3,000	2,700	2,500	2,300	2,100	1,900	1,800	1,700	1,600	1,500	1,400	1,300
Age Pensioners	426	414	395	377	367	359	365	373	349	300	300	300	300	300	300	300	300	300	300	300	300
Commonwealth Seniors Health Cards	1,072	1,049	972	910	762	700	658	939	615	600	500	500	400	400	400	400	300	300	300	300	300
Defence Force Income Support Supplement (DFISA)	1,502	1,518	1,458	1,380	1,340	1,304	1,300	1,268	1,244	1,300	1,200	1,200	1,200	1,200	1,200	1,200	1,200	1,200	1,200	1,200	1,100
Total Income Support Beneficiaries (a)	26,886	25,591	24,096	22,685	21,348	20,014	18,926	17,731	16,456	15,600	14,600	13,700	12,900	12,100	11,400	10,800	10,300	9,800	9,300	8,900	8,500
Total Disability Compensation Beneficiaries (b)	18,427	17,779	17,080	16,420	15,727	14,949	14,349	13,705	13,120	12,600	12,000	11,500	11,000	10,500	10,100	9,700	9,400	9,100	8,700	8,400	8,100

(a) - Includes veteran service pensions, dependant service pensions, income support supplement, age pensions, commonwealth seniors health cards and DFISA recipients.

(b) - Includes disability, war widow, orphan and adequate means of support pensions.



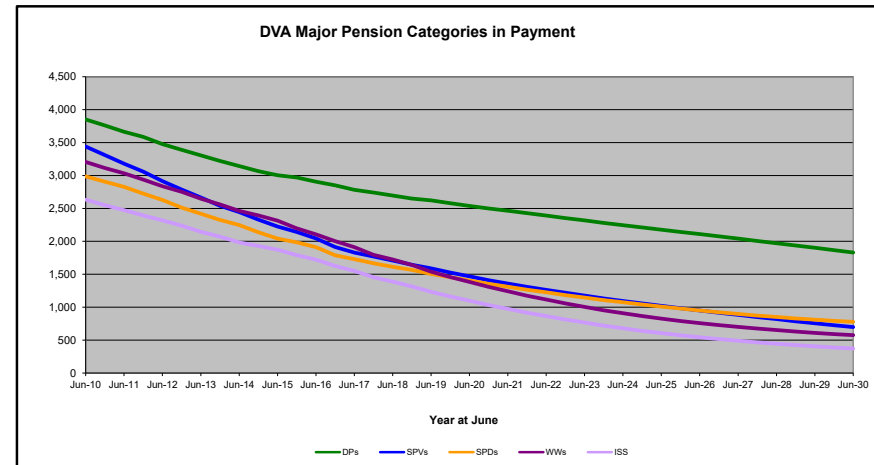
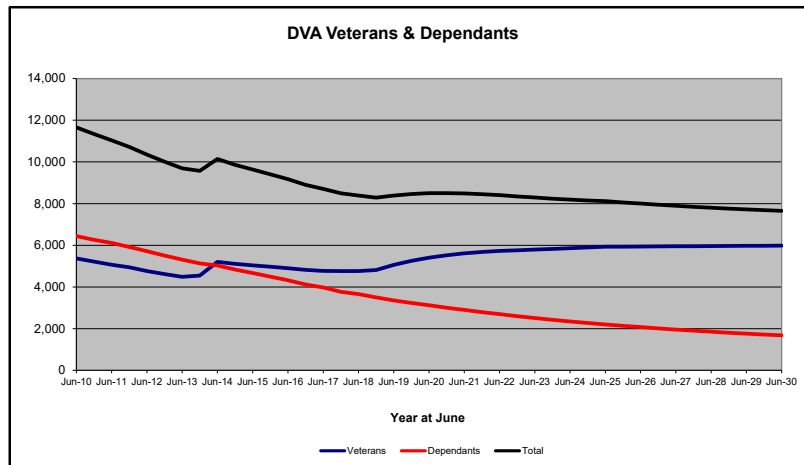
Date of Most Recent Actual Data : 4 July 2019
Date When This Version is Current :

DVA PROJECTED BENEFICIARY NUMBERS WITH ACTUALS TO 31 DECEMBER 2018 - TASMANIA *

Executive Summary of DVA Beneficiaries in Receipt of Pension(s), Allowance(s) or Health Care

BENEFICIARY CATEGORY	ACTUAL DATA										FORECAST DATA										
	June 2010	June 2011	June 2012	June 2013	June 2014	June 2015	June 2016	June 2017	June 2018	June 2019	June 2020	June 2021	June 2022	June 2023	June 2024	June 2025	June 2026	June 2027	June 2028	June 2029	June 2030
Veterans :																					
Disability Pensioners in Payment	3,851	3,664	3,477	3,306	3,144	3,005	2,905	2,783	2,695	2,600	2,500	2,500	2,400	2,300	2,200	2,200	2,100	2,000	2,000	1,900	1,800
Age Pension Veterans (Included Above)	64	58	56	56	56	57	56	63	68	100	100	100	100	100	100	100	100	100	100	100	100
Service Pension Veterans	3,440	3,179	2,916	2,666	2,444	2,226	2,045	1,830	1,708	1,600	1,500	1,400	1,300	1,200	1,100	1,000	900	800	800	800	700
Disability Pensioner & Service Pension Veteran Overlap	2,410	2,259	2,122	1,963	1,818	1,680	1,570	1,429	1,352	1,300	1,200	1,100	1,000	900	900	800	700	700	700	600	600
Treatment Cards, Allowances or Accepted Disabilities Only	488	482	490	477	1,433	1,487	1,522	1,587	1,709	2,100	2,600	2,900	3,100	3,300	3,400	3,600	3,700	3,800	3,900	3,900	4,000
MRCA Veterans	n/a	n/a	n/a	n/a	312	364	421	492	588	700	800	1,000	1,100	1,200	1,300	1,400	1,500	1,600	1,700	1,800	1,900
SRCA Veterans	n/a	n/a	n/a	n/a	1,622	1,638	1,671	1,696	1,711	1,800	1,800	1,800	1,800	1,800	1,800	1,800	1,800	1,800	1,800	1,800	1,800
Total Veterans	5,369	5,066	4,761	4,486	5,203	5,038	4,902	4,771	4,760	5,100	5,400	5,600	5,700	5,800	5,900	5,900	5,900	6,000	6,000	6,000	6,000
Dependants :																					
Service Pension Dependants	2,987	2,829	2,629	2,419	2,247	2,043	1,912	1,729	1,613	1,500	1,400	1,300	1,200	1,100	1,100	1,000	1,000	900	900	800	800
War Widow(er)s	3,206	3,034	2,838	2,648	2,462	2,314	2,107	1,913	1,725	1,500	1,400	1,200	1,100	1,000	900	800	800	700	700	600	600
Orphans	3	1	1	0	3	3	2	6	5	10	10	10	10	0	0	0	0	0	0	0	0
Adequate Means of Support (a)	23	23	22	22	22	20	20	20	17	20	20	20	20	20	20	20	10	10	10	10	10
Age Pension Partners	42	42	43	41	40	42	41	33	37	30	30	30	30	30	30	30	30	30	30	30	30
Commonwealth Seniors Health Cards Dependants	92	83	80	72	57	54	49	93	57	60	50	40	40	40	30	30	30	20	20	20	20
Defence Force Income Support Supplement Dependants	166	174	176	174	168	166	167	164	166	180	180	180	180	180	170	170	170	170	160	160	150
MRCA Dependants	n/a	n/a	n/a	n/a	0	1	3	3	3	10	10	10	10	10	10	10	10	10	10	10	10
Other Dependants	11	11	11	13	96	88	85	84	95	70	90	110	120	130	140	140	150	140	140	140	130
Total Overlap Between Dependant Categories	92	87	83	76	69	66	62	69	61	60	50	50	40	40	40	40	40	30	30	30	30
Total Dependants	6,438	6,110	5,717	5,313	5,026	4,665	4,324	3,976	3,657	3,400	3,100	2,900	2,700	2,500	2,300	2,200	2,100	2,000	1,900	1,800	1,700
Total Veterans and Total Dependants Overlap	151	143	127	109	87	70	56	41	33	30	30	20	20	20	20	20	20	10	10	10	10
Nett Total Clients *	11,656	11,033	10,351	9,690	10,142	9,633	9,170	8,706	8,384	8,400	8,500	8,500	8,400	8,300	8,200	8,100	8,000	7,900	7,800	7,700	7,700

* - From June 2014 this report contains a more complete count of total DVA clients. The previous count; Net Total Beneficiaries; included all persons receiving a VEA pension/allowance or holding a treatment or pharmaceutical entitlement card. In contrast, the Nett Total Client count also includes any veteran with one or more service related disabilities accepted under the SRCA or the MRCA as well as dependent children of veterans currently receiving student payments under the VCES or MRCAETS.



Date of Most Recent Actual Data : 4 July 2019
Date When This Version is Current :

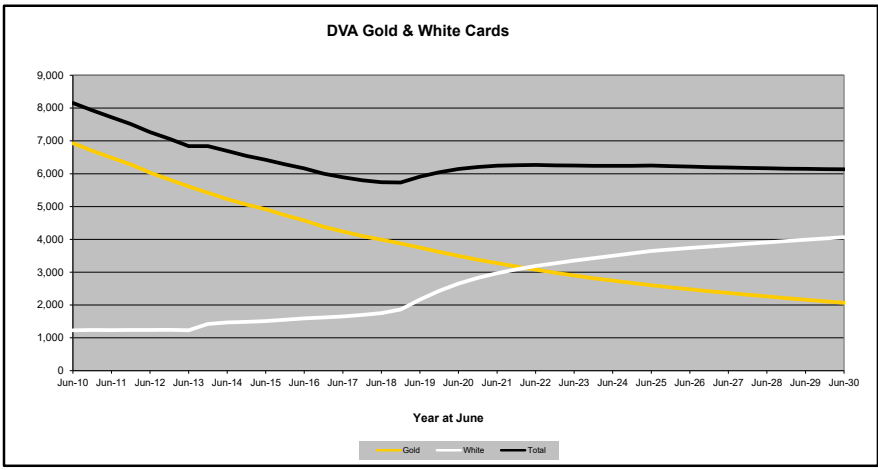
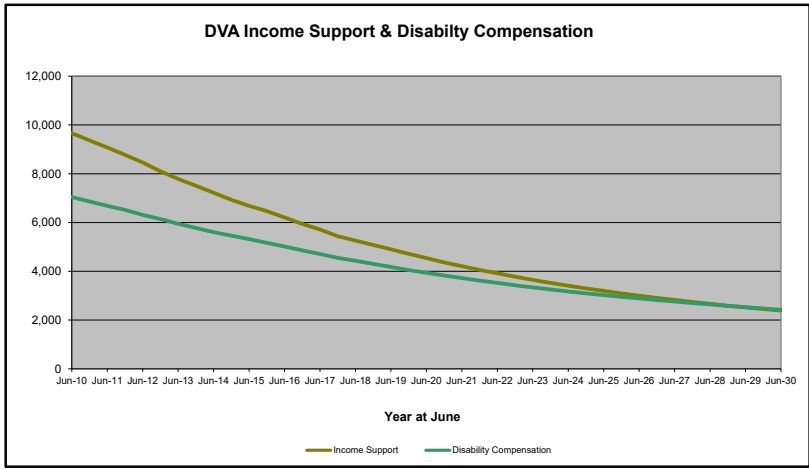
Continued next page

DVA PROJECTED BENEFICIARY NUMBERS WITH ACTUALS TO 31 DECEMBER 2018 - TASMANIA *

Executive Summary of DVA Beneficiaries in Receipt of Pension(s), Allowance(s) or Health Care

BENEFICIARY CATEGORY (Subsets of Net Total Beneficiaries on Previous Page)	ACTUAL DATA										FORECAST DATA											
	June 2010	June 2011	June 2012	June 2013	June 2014	June 2015	June 2016	June 2017	June 2018	June 2019	June 2020	June 2021	June 2022	June 2023	June 2024	June 2025	June 2026	June 2027	June 2028	June 2029	June 2030	
Health Treatment Card Holders :																						
Gold Cards	6,925	6,483	6,030	5,610	5,224	4,916	4,571	4,240	3,988	3,700	3,500	3,300	3,100	2,900	2,700	2,600	2,500	2,400	2,300	2,200	2,100	
White Cards	1,230	1,237	1,238	1,232	1,469	1,510	1,591	1,651	1,755	2,200	2,700	3,000	3,200	3,400	3,500	3,600	3,700	3,800	3,900	4,000	4,100	
Total Health Treatment Cards	8,155	7,720	7,268	6,842	6,693	6,426	6,162	5,891	5,743	5,900	6,100	6,200	6,300	6,300	6,200	6,300	6,200	6,200	6,200	6,200	6,100	
Repatriation Pharmaceutical Benefits Cards (Orange Cards)	293	255	216	184	153	128	100	76	56	0	0	0	0	0	0	0	0	0	0	0	0	
Other Income Support Categories:																						
Income Support Supplement	2,633	2,474	2,318	2,144	1,983	1,873	1,723	1,550	1,389	1,200	1,100	1,000	900	800	700	600	500	500	400	400	400	
Age Pensioners	106	100	99	97	96	100	97	96	105	100	100	100	100	100	100	100	110	110	110	110	110	
Commonwealth Seniors Health Cards	162	142	133	112	90	80	73	146	78	80	70	60	60	50	50	40	40	40	40	30	30	
Defence Force Income Support Supplement (DFISA)	423	434	442	427	435	435	435	442	449	480	480	490	490	490	500	500	500	500	500	500	500	
Total Income Support Beneficiaries (a)	9,661	9,077	8,459	7,790	7,218	6,681	6,211	5,716	5,257	4,900	4,500	4,200	3,900	3,700	3,400	3,200	3,000	2,800	2,700	2,500	2,400	
Total Disability Compensation Beneficiaries (b)	7,046	6,686	6,310	5,948	5,604	5,319	5,015	4,708	4,432	4,200	3,900	3,700	3,500	3,300	3,200	3,000	2,900	2,800	2,600	2,500	2,400	

(a) - Includes veteran service pensions, dependant service pensions, income support supplement, age pensions, commonwealth seniors health cards and DFISA recipients.
 (b) - Includes disability, war widow, orphan and adequate means of support pensions.



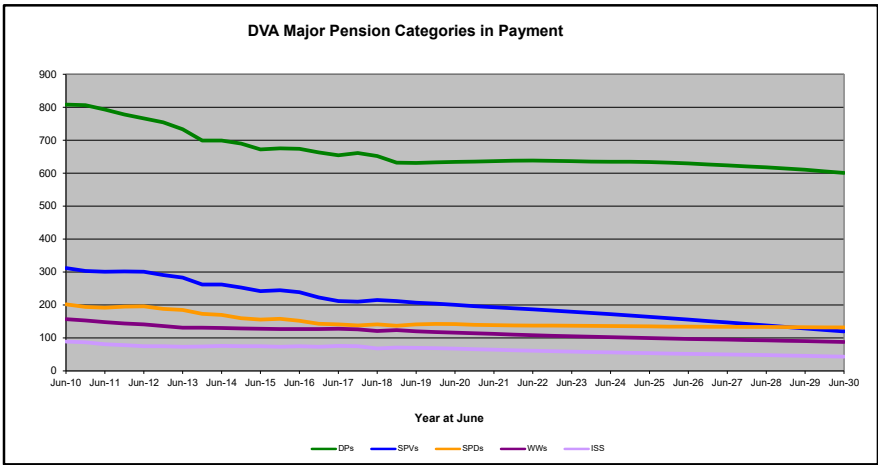
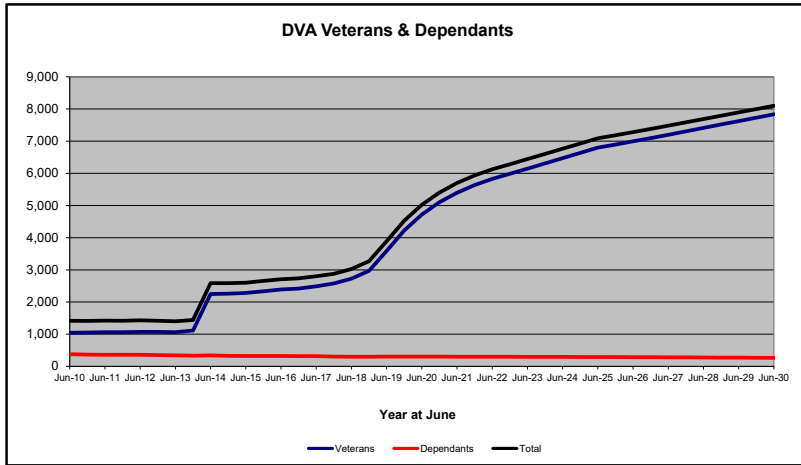
Date of Most Recent Actual Data : 4 July 2019
 Date When This Version is Current :

DVA PROJECTED BENEFICIARY NUMBERS WITH ACTUALS TO 31 DECEMBER 2018 - NORTHERN TERRITORY

Executive Summary of DVA Beneficiaries in Receipt of Pension(s), Allowance(s) or Health Care

BENEFICIARY CATEGORY	ACTUAL DATA										FORECAST DATA											
	June 2010	June 2011	June 2012	June 2013	June 2014	June 2015	June 2016	June 2017	June 2018	June 2019	June 2020	June 2021	June 2022	June 2023	June 2024	June 2025	June 2026	June 2027	June 2028	June 2029	June 2030	
Veterans :																						
Disability Pensioners in Payment	808	793	766	733	699	672	674	654	652	630	630	640	640	640	630	630	630	620	620	610	600	
Age Pension Veterans (Included Above)	2	3	3	3	3	4	4	7	6	10	10	10	10	10	10	10	10	10	10	10	10	
Service Pension Veterans	312	301	301	283	262	242	239	212	215	210	200	190	190	180	170	160	160	150	140	130	120	
Disability Pensioner & Service Pension Veteran Overlap	198	186	188	181	165	156	152	133	137	140	130	130	120	120	120	110	110	100	90	90	80	
Treatment Cards, Allowances or Accepted Disabilities Only	123	156	194	228	1,452	1,524	1,627	1,755	1,999	2,890	4,020	4,700	5,130	5,450	5,780	6,110	6,310	6,530	6,750	6,970	7,190	
MRCA Veterans	n/a	n/a	n/a	n/a	716	798	932	1,038	1,149	1,480	1,880	2,210	2,480	2,720	2,940	3,160	3,360	3,550	3,750	3,950	4,140	
SRCA Veterans	n/a	n/a	n/a	n/a	1,192	1,182	1,183	1,174	1,151	1,120	1,130	1,140	1,150	1,160	1,170	1,170	1,180	1,180	1,180	1,180	1,170	1,170
Total Veterans	1,045	1,064	1,073	1,063	2,248	2,282	2,388	2,488	2,729	3,590	4,720	5,400	5,830	6,150	6,470	6,800	6,990	7,200	7,410	7,620	7,830	
Dependants :																						
Service Pension Dependants	202	192	196	185	170	156	152	141	141	140	140	140	140	140	140	130	130	130	130	130	130	
War Widow(er)s	157	148	141	131	130	128	127	128	121	120	120	110	110	110	100	100	100	90	90	90	90	
Orphans	0	0	0	0	0	0	0	3	3	0	0	0	0	0	0	0	0	0	0	0	0	
Adequate Means of Support (a)	1	1	1	1	1	1	1	1	1	0	0	0	0	0	0	0	0	0	0	0	0	
Age Pension Partners	3	5	5	4	3	4	4	4	5	10	0	0	0	0	0	0	0	0	0	0	0	
Commonwealth Seniors Health Cards Dependants	17	15	13	14	14	13	13	18	9	10	10	10	10	10	0	0	0	0	0	0	0	
Defence Force Income Support Supplement Dependants	12	13	17	18	16	21	26	23	24	20	20	20	20	20	20	10	10	10	10	10	10	
MRCA Dependants	n/a	n/a	n/a	n/a	2	1	1	0	0	20	20	20	20	20	20	20	20	10	10	10	10	
Other Dependants	1	2	2	2	19	13	11	12	6	10	20	30	30	30	30	40	40	40	40	30	30	
Total Overlap Between Dependant Categories	15	14	13	12	12	11	10	10	10	10	10	10	10	10	10	0	0	0	0	0	0	
Total Dependants	378	362	362	343	343	325	324	320	300	300	300	300	300	300	290	290	290	280	280	270	270	
Total Veterans and Total Dependants Overlap	5	5	4	4	4	4	4	4	2	0	0	0	0	0	0	0	0	0	0	0	0	
Nett Total Clients *	1,418	1,421	1,431	1,402	2,587	2,603	2,708	2,804	3,027	3,890	5,020	5,700	6,130	6,440	6,760	7,090	7,280	7,480	7,690	7,890	8,100	

* - From June 2014 this report contains a more complete count of total DVA clients. The previous count; Net Total Beneficiaries; included all persons receiving a VEA pension/allowance or holding a treatment or pharmaceutical entitlement card. In contrast, the Nett Total Client count also includes any veteran with one or more service related disabilities accepted under the SRCA or the MRCA as well as dependent children of veterans currently receiving student payments under the VCES or MRCAETS.



Date of Most Recent Actual Data : 4 July 2019
Date When This Version is Current :

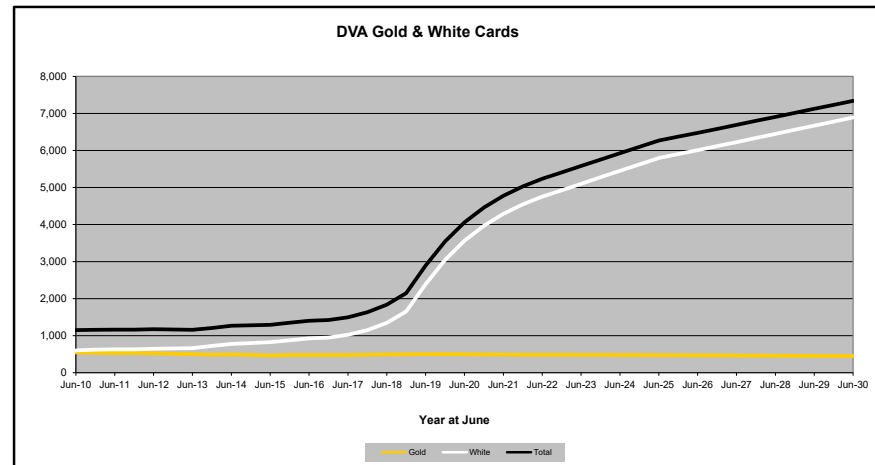
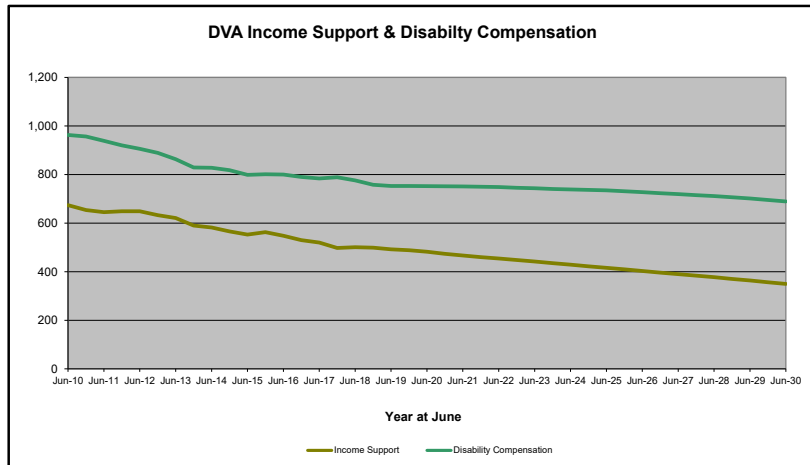
Continued next page

DVA PROJECTED BENEFICIARY NUMBERS WITH ACTUALS TO 31 DECEMBER 2018 - NORTHERN TERRITORY

Executive Summary of DVA Beneficiaries in Receipt of Pension(s), Allowance(s) or Health Care

BENEFICIARY CATEGORY (Subsets of Net Total Beneficiaries on Previous Page)	ACTUAL DATA										FORECAST DATA										
	June 2010	June 2011	June 2012	June 2013	June 2014	June 2015	June 2016	June 2017	June 2018	June 2019	June 2020	June 2021	June 2022	June 2023	June 2024	June 2025	June 2026	June 2027	June 2028	June 2029	June 2030
Health Treatment Card Holders :																					
Gold Cards	548	532	525	498	490	465	476	474	491	500	490	490	480	480	480	470	470	460	460	450	450
White Cards	602	632	648	661	777	826	925	1,023	1,346	2,390	3,560	4,290	4,750	5,100	5,450	5,800	6,010	6,230	6,450	6,670	6,890
Total Health Treatment Cards	1,150	1,164	1,173	1,159	1,267	1,291	1,401	1,497	1,837	2,890	4,060	4,780	5,240	5,580	5,930	6,270	6,480	6,690	6,910	7,130	7,340
Repatriation Pharmaceutical Benefits Cards (Orange Cards)	20	18	18	14	10	7	7	4	4	0	0	0	0	0	0	0	0	0	0	0	0
Other Income Support Categories:																					
Income Support Supplement	89	81	75	73	76	75	75	76	68	70	70	60	60	60	50	50	50	50	50	40	40
Age Pensioners	5	8	8	7	6	8	8	11	11	10	10	10	20	20	20	20	20	20	20	20	20
Commonwealth Seniors Health Cards	29	26	23	26	25	23	22	33	16	10	10	10	10	10	10	10	10	10	0	0	0
Defence Force Income Support Supplement (DFISA)	40	41	50	51	47	55	58	54	60	60	60	60	60	60	60	50	50	50	50	50	50
Total Income Support Beneficiaries (a)	674	645	650	621	582	553	548	520	501	490	480	470	450	440	430	420	400	390	380	360	350
Total Disability Compensation Beneficiaries (b)	963	939	910	863	828	799	800	784	776	750	750	750	740	740	730	730	720	710	700	690	690

- (a) - Includes veteran service pensions, dependant service pensions, income support supplement, age pensions, commonwealth seniors health cards and DFISA recipients.
- (b) - Includes disability, war widow, orphan and adequate means of support pensions.



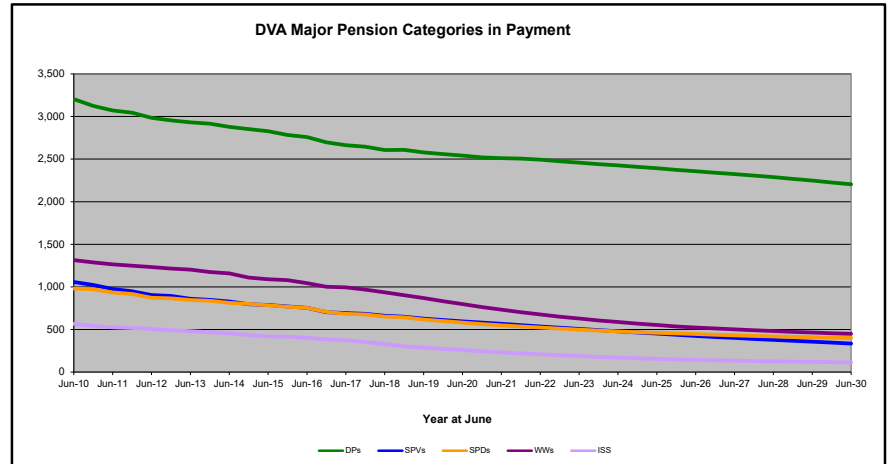
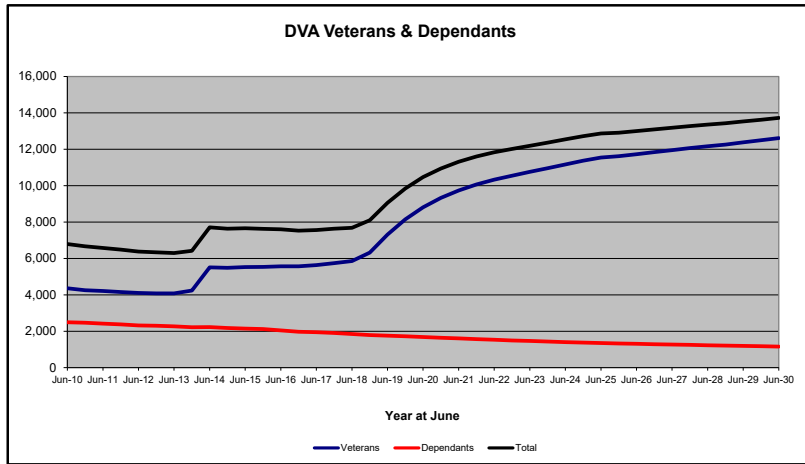
Date of Most Recent Actual Data : 4 July 2019
 Date When This Version is Current :

DVA PROJECTED BENEFICIARY NUMBERS WITH ACTUALS TO 31 DECEMBER 2018 - AUSTRALIAN CAPITAL TERRITORY

Executive Summary of DVA Beneficiaries in Receipt of Pension(s), Allowance(s) or Health Care

BENEFICIARY CATEGORY	ACTUAL DATA										FORECAST DATA										
	June 2010	June 2011	June 2012	June 2013	June 2014	June 2015	June 2016	June 2017	June 2018	June 2019	June 2020	June 2021	June 2022	June 2023	June 2024	June 2025	June 2026	June 2027	June 2028	June 2029	June 2030
Veterans :																					
Disability Pensioners in Payment	3,204	3,072	2,984	2,932	2,879	2,827	2,758	2,663	2,606	2,600	2,500	2,500	2,500	2,500	2,400	2,400	2,400	2,300	2,300	2,200	2,200
Age Pension Veterans (Included Above)	22	22	24	25	26	25	28	23	22	20	20	20	20	20	20	20	20	10	10	10	10
Service Pension Veterans	1,057	974	905	860	829	788	754	692	660	600	600	600	500	500	500	400	400	400	400	400	300
Disability Pensioner & Service Pension Veteran Overlap	707	656	617	580	565	547	533	489	470	450	420	400	380	350	330	310	290	270	250	230	220
Treatment Cards, Allowances or Accepted Disabilities Only	803	821	836	867	2,364	2,461	2,589	2,769	3,060	4,560	6,100	7,060	7,680	8,150	8,600	9,010	9,240	9,500	9,750	10,010	10,290
MRCA Veterans	n/a	n/a	n/a	n/a	714	824	953	1,126	1,319	1,660	2,050	2,410	2,730	3,040	3,340	3,610	3,870	4,140	4,390	4,650	4,920
SRCA Veterans	n/a	n/a	n/a	n/a	2,492	2,533	2,539	2,550	2,556	2,640	2,700	2,750	2,790	2,810	2,840	2,860	2,870	2,880	2,890	2,890	2,890
Total Veterans	4,357	4,211	4,108	4,079	5,507	5,529	5,568	5,635	5,856	7,300	8,800	9,700	10,300	10,800	11,200	11,500	11,700	12,000	12,200	12,400	12,600
Dependants :																					
Service Pension Dependants	981	934	873	846	812	784	754	683	652	620	580	550	520	500	480	460	450	430	420	410	400
War Widow(er)s	1,314	1,265	1,233	1,203	1,158	1,089	1,044	994	936	900	800	700	700	600	600	600	500	500	500	500	400
Orphans	6	8	8	7	7	3	4	3	4	10	10	10	10	10	10	10	10	0	0	0	0
Adequate Means of Support (a)	6	6	6	6	6	6	5	4	4	0	0	0	0	0	0	0	0	0	0	0	0
Age Pension Partners	14	13	14	15	17	18	19	20	21	0	0	0	0	0	0	0	0	0	0	0	0
Commonwealth Seniors Health Cards Dependants	116	126	122	124	104	97	87	105	85	100	100	100	100	100	100	100	0	0	0	0	0
Defence Force Income Support Supplement Dependants	113	117	116	121	115	135	127	119	117	120	140	140	140	140	130	130	120	110	100	90	80
MRCA Dependants	n/a	n/a	n/a	n/a	8	9	10	14	18	0	0	0	0	0	0	0	0	0	0	0	0
Other Dependants	11	20	21	15	59	60	53	49	57	100	100	100	100	100	200	200	200	200	200	200	200
Total Overlap Between Dependant Categories	68	70	72	72	59	53	54	48	47	50	40	40	40	30	30	30	30	30	20	20	20
Total Dependants	2,493	2,419	2,321	2,265	2,227	2,148	2,049	1,943	1,847	1,800	1,700	1,600	1,500	1,500	1,400	1,400	1,300	1,300	1,200	1,200	1,200
Total Veterans and Total Dependants Overlap	60	51	48	47	23	19	15	16	16	20	20	20	30	30	30	30	40	40	40	40	50
Nett Total Clients *	6,790	6,579	6,381	6,297	7,711	7,658	7,602	7,562	7,687	9,100	10,500	11,300	11,800	12,200	12,500	12,900	13,000	13,200	13,400	13,500	13,700

* - From June 2014 this report contains a more complete count of total DVA clients. The previous count; Net Total Beneficiaries; included all persons receiving a VEA pension/allowance or holding a treatment or pharmaceutical entitlement card. In contrast, the Nett Total Client count also includes any veteran with one or more service related disabilities accepted under the SRCA or the MRCA as well as dependent children of veterans currently receiving student payments under the VCES or MRCAETS.



Date of Most Recent Actual Data : 4 July 2019
Date When This Version is Current :

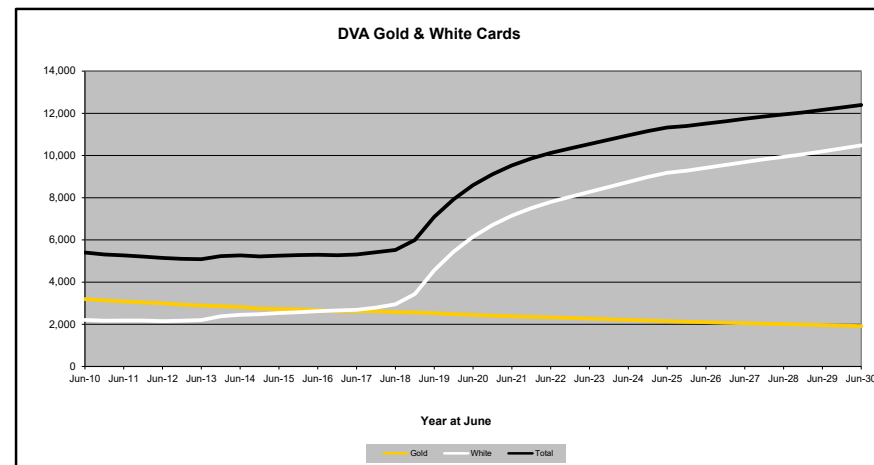
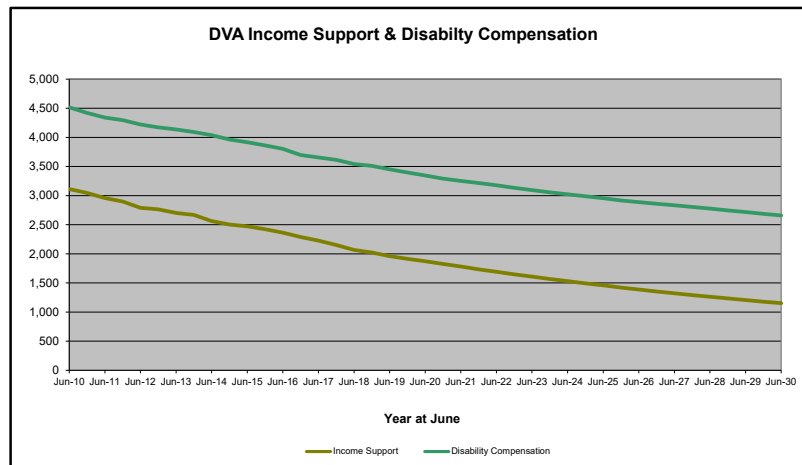
Continued next page

DVA PROJECTED BENEFICIARY NUMBERS WITH ACTUALS TO 31 DECEMBER 2018 - AUSTRALIAN CAPITAL TERRITORY

Executive Summary of DVA Beneficiaries in Receipt of Pension(s), Allowance(s) or Health Care

BENEFICIARY CATEGORY (Subsets of Net Total Beneficiaries on Previous Page)	ACTUAL DATA											FORECAST DATA									
	June 2010	June 2011	June 2012	June 2013	June 2014	June 2015	June 2016	June 2017	June 2018	June 2019	June 2020	June 2021	June 2022	June 2023	June 2024	June 2025	June 2026	June 2027	June 2028	June 2029	June 2030
Health Treatment Card Holders :																					
Gold Cards	3,195	3,085	2,996	2,889	2,819	2,721	2,673	2,623	2,574	2,500	2,400	2,400	2,300	2,300	2,200	2,100	2,100	2,100	2,000	2,000	1,900
White Cards	2,209	2,180	2,149	2,197	2,449	2,532	2,621	2,683	2,948	4,600	6,200	7,200	7,800	8,300	8,700	9,200	9,400	9,700	9,900	10,200	10,500
Total Health Treatment Cards	5,404	5,265	5,145	5,086	5,268	5,253	5,294	5,306	5,522	7,100	8,600	9,500	10,100	10,500	11,000	11,300	11,500	11,700	11,900	12,200	12,400
Repatriation Pharmaceutical Benefits Cards (Orange Cards)	148	120	106	94	78	64	50	34	27	0	0	0	0	0	0	0	0	0	0	0	0
Other Income Support Categories:																					
Income Support Supplement	568	525	507	481	456	419	402	373	328	290	260	230	210	190	170	160	140	130	130	120	110
Age Pensioners	36	35	38	40	43	43	47	43	43	40	40	40	30	30	30	30	30	30	30	20	20
Commonwealth Seniors Health Cards	247	266	247	246	201	184	166	210	160	200	100	100	100	100	100	100	100	100	100	100	100
Defence Force Income Support Supplement (DFISA)	254	255	255	266	258	287	282	258	255	300	300	300	300	300	300	300	300	300	300	200	200
Total Income Support Beneficiaries (a)	3,112	2,958	2,791	2,703	2,563	2,471	2,363	2,227	2,066	2,000	1,900	1,800	1,700	1,600	1,500	1,500	1,400	1,300	1,300	1,200	1,200
Total Disability Compensation Beneficiaries (b)	4,515	4,340	4,221	4,137	4,039	3,916	3,803	3,656	3,543	3,500	3,300	3,300	3,200	3,100	3,000	3,000	2,900	2,800	2,800	2,700	2,700

(a) - Includes veteran service pensions, dependant service pensions, income support supplement, age pensions, commonwealth seniors health cards and DFISA recipients.
 (b) - Includes disability, war widow, orphan and adequate means of support pensions.



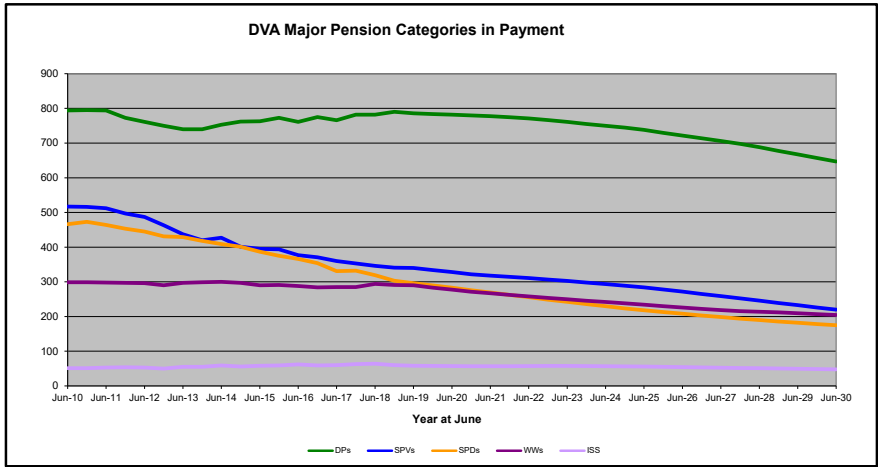
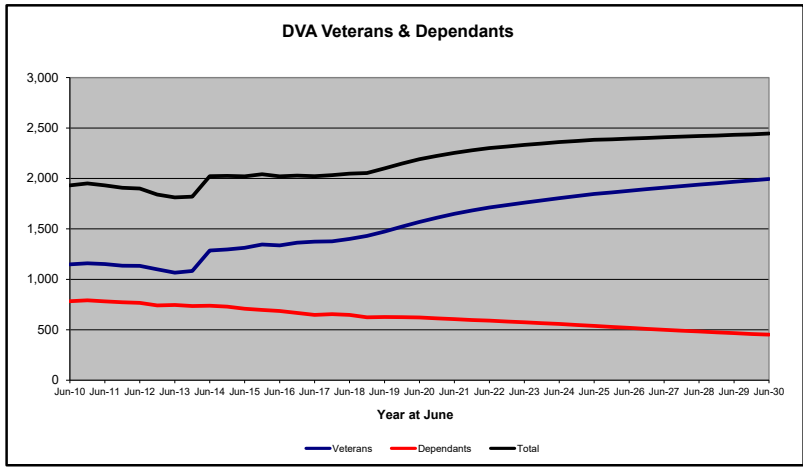
Date of Most Recent Actual Data : 4 July 2019
 Date When This Version is Current :

DVA PROJECTED BENEFICIARY NUMBERS WITH ACTUALS TO 30 JUNE 2019 - OVERSEAS CLIENTS

Executive Summary of DVA Beneficiaries in Receipt of Pension(s), Allowance(s) or Health Care

BENEFICIARY CATEGORY	ACTUAL DATA										FORECAST DATA										
	June 2010	June 2011	June 2012	June 2013	June 2014	June 2015	June 2016	June 2017	June 2018	June 2019	June 2020	June 2021	June 2022	June 2023	June 2024	June 2025	June 2026	June 2027	June 2028	June 2029	June 2030
Veterans :																					
Disability Pensioners in Payment	794	794	761	740	753	763	761	766	782	786	780	780	770	760	750	740	720	710	690	670	650
Age Pension Veterans (Included Above)	2	3	4	5	4	3	5	8	8	11	10	10	10	10	10	10	10	10	10	10	10
Service Pension Veterans	517	512	487	437	427	395	377	360	346	340	330	320	310	300	290	280	270	260	250	230	220
Disability Pensioner & Service Pension Veteran Overlap	185	204	196	192	188	181	177	178	186	189	190	180	180	180	170	170	160	150	140	130	120
Treatment Cards, Allowances or Accepted Disabilities Only	23	49	82	81	291	335	375	426	458	537	650	740	810	870	930	990	1,040	1,100	1,150	1,200	1,250
MRCA Veterans	n/a	n/a	n/a	n/a	93	134	167	208	243	289	330	380	420	470	510	560	600	650	700	740	790
SRCA Veterans	n/a	n/a	n/a	n/a	403	437	450	475	504	518	540	570	590	610	630	640	650	660	660	670	670
Total Veterans	1,149	1,151	1,134	1,066	1,285	1,312	1,336	1,374	1,400	1,474	1,570	1,650	1,710	1,760	1,800	1,850	1,880	1,910	1,940	1,970	1,990
Dependants :																					
Service Pension Dependants	466	464	445	429	409	387	366	331	319	296	280	270	260	240	230	220	210	200	190	180	170
War Widow(er)s	299	298	296	297	300	290	288	285	294	290	280	270	260	250	240	230	230	220	210	210	200
Orphans	9	10	10	9	11	10	9	11	11	8	10	10	10	0	0	0	0	0	0	0	0
Adequate Means of Support (a)	1	1	1	1	1	1	1	1	1	1	0	0	0	0	0	0	0	0	0	0	0
Age Pension Partners	1	1	1	1	1	1	3	3	1	0	0	0	0	0	0	0	0	0	0	0	0
Commonwealth Seniors Health Cards Dependants	1	1	1	1	1	1	1	1	1	1	0	0	0	0	0	0	0	0	0	0	0
Defence Force Income Support Supplement Dependants	6	7	7	4	3	3	4	6	7	7	20	30	30	30	30	30	30	30	20	20	20
MRCA Dependants	n/a	n/a	n/a	n/a	2	2	2	1	1	294	300	300	310	300	300	300	300	290	280	280	270
Other Dependants	2	1	7	6	12	16	16	13	15	23	30	30	40	40	50	50	50	50	50	50	50
Total Overlap Between Dependant Categories	2	2	2	2	2	2	4	4	2	2	0	0	0	0	0	0	0	0	0	0	0
Total Dependants	783	781	766	746	738	709	686	648	648	627	620	610	590	570	560	540	520	500	480	470	450
Total Veterans and Total Dependants Overlap	0	1	0	0	0	0	1	0	0	1	0	0	0	0	0	0	0	0	0	0	0
Nett Total Clients *	1,932	1,931	1,900	1,812	2,023	2,021	2,021	2,022	2,048	2,100	2,190	2,250	2,300	2,330	2,360	2,380	2,400	2,410	2,420	2,430	2,450

* - From June 2014 this report contains a more complete count of total DVA clients. The previous count; Net Total Beneficiaries; included all persons receiving a VEA pension/allowance or holding a treatment or pharmaceutical entitlement card. In contrast, the Nett Total Client count also includes any veteran with one or more service related disabilities accepted under the SRCA or the MRCA as well as dependent children of veterans currently receiving student payments under the VCES or MRCAETS.



Date of Most Recent Actual Data : 4 July 2019
Date When This Version is Current :

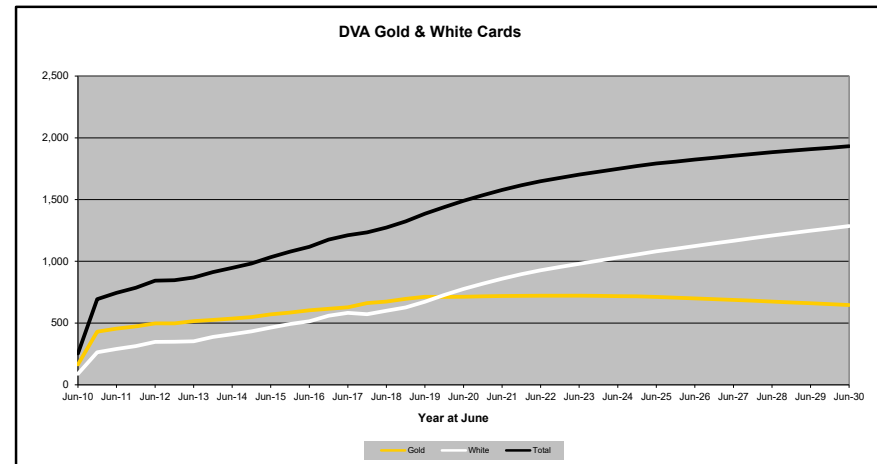
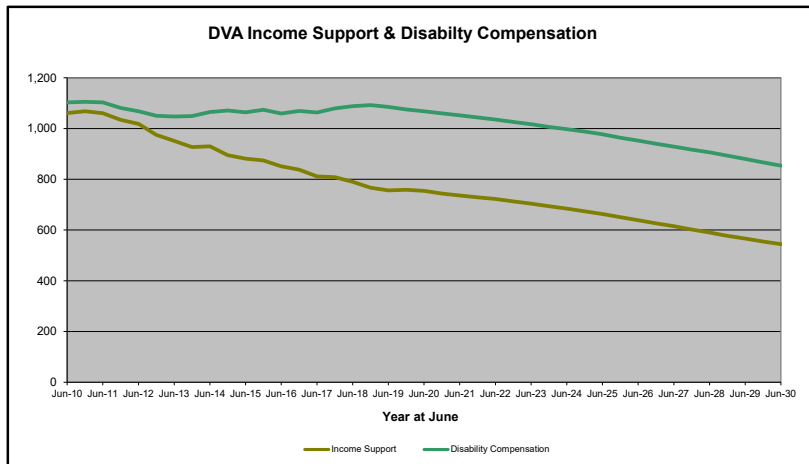
Continued next page

DVA PROJECTED BENEFICIARY NUMBERS WITH ACTUALS TO 30 JUNE 2019 - OVERSEAS CLIENTS

Executive Summary of DVA Beneficiaries in Receipt of Pension(s), Allowance(s) or Health Care

BENEFICIARY CATEGORY (Subsets of Net Total Beneficiaries on Previous Page)	ACTUAL DATA										FORECAST DATA											
	June 2010	June 2011	June 2012	June 2013	June 2014	June 2015	June 2016	June 2017	June 2018	June 2019	June 2020	June 2021	June 2022	June 2023	June 2024	June 2025	June 2026	June 2027	June 2028	June 2029	June 2030	
Health Treatment Card Holders :																						
Gold Cards	165	455	497	516	537	571	603	628	674	713	710	720	720	720	720	710	700	690	670	660	650	
White Cards	89	290	347	353	410	463	514	583	600	673	780	860	930	980	1,030	1,080	1,120	1,170	1,210	1,250	1,290	
Total Health Treatment Cards	254	745	844	869	947	1,034	1,117	1,211	1,274	1,386	1,490	1,580	1,650	1,700	1,750	1,790	1,820	1,850	1,880	1,910	1,930	
Repatriation Pharmaceutical Benefits Cards (Orange Cards)	16	50	51	42	45	37	33	28	22	18	10	10	10	10	0	0	0	0	0	0	0	
Other Income Support Categories:																						
Income Support Supplement	51	53	53	55	59	58	62	60	64	58	60	60	60	60	60	60	50	50	50	50	50	
Age Pensioners	3	4	5	6	5	4	8	11	9	12	10	10	10	10	10	10	10	10	10	10	20	
Commonwealth Seniors Health Cards	1	1	1	1	1	1	2	1	1	2	0	0	0	0	0	0	0	0	0	0	0	
Defence Force Income Support Supplement (DFISA)	26	30	32	29	34	40	44	58	59	60	80	90	100	100	100	100	100	100	100	100	100	
Total Income Support Beneficiaries (a)	1,061	1,060	1,020	951	930	881	851	811	790	756	750	740	720	700	680	660	640	610	590	570	540	
Total Disability Compensation Beneficiaries (b)	1,103	1,103	1,070	1,047	1,065	1,064	1,059	1,063	1,088	1,085	1,070	1,050	1,040	1,020	1,000	980	950	930	910	880	850	

(a) - Includes veteran service pensions, dependant service pensions, income support supplement, age pensions, commonwealth seniors health cards and DFISA recipients.
 (b) - Includes disability, war widow, orphan and adequate means of support pensions.



Date of Most Recent Actual Data : 4 July 2019
 Date When This Version is Current :