

# DVA PROJECTED BENEFICIARY NUMBERS WITH ACTUALS TO 31 DECEMBER 2025 - AUSTRALIA

## Executive Summary of DVA Beneficiaries in Receipt of Pension(s), Allowance(s) or Health Care

BENEFICIARY CATEGORY	ACTUAL DATA												FORECAST DATA										
	June 2015	June 2016	June 2017	June 2018	June 2019	June 2020	June 2021	June 2022	June 2023	June 2024	June 2025	Dec 2025	June 2026	June 2027	June 2028	June 2029	June 2030	June 2031	June 2032	June 2033	June 2034	June 2035	
<b>Veterans :</b>																							
Disability Compensation Payment Recipients*	96,493	92,374	88,974	85,811	83,363	81,918	80,252	77,967	76,126	75,727	74,753	74,552	74,000	72,500	70,500	67,900	65,200	62,500	59,700	56,900	54,000	51,100	
Age Pension Veterans (Included Above)	2,151	2,097	2,026	1,940	2,058	2,096	2,148	2,335	2,473	2,509	2,540	2,575	2,600	2,700	2,800	2,900	3,000	3,000	3,100	3,100	3,100	3,100	
Service Pension Veterans	66,016	61,504	55,641	52,011	48,958	46,244	43,844	41,481	39,216	37,280	35,537	34,712	33,900	32,200	30,500	28,900	27,200	25,600	23,900	22,200	20,500	18,800	
Disability Compensation Payment Recipient & Service Pension Veteran Overlap*	45,206	42,542	38,738	36,604	34,688	32,988	31,454	29,904	28,355	26,929	25,640	24,983	24,300	23,000	21,700	20,400	19,000	17,600	16,200	14,800	13,400	11,900	
Treatment Cards, Allowances or Accepted Disabilities Only**	53,713	55,968	59,194	64,606	86,032	130,372	147,589	165,842	178,732	190,236	200,335	204,479	208,800	217,700	226,500	235,300	243,700	251,600	259,200	266,400	273,400	280,000	
MRCA Veterans	19,561	22,337	25,596	29,612	36,875	43,169	48,985	53,672	60,621	72,694	81,652	85,207	89,400	101,900	112,500	124,500	135,800	146,300	156,300	165,700	174,600	183,100	
DRCA Veterans	50,757	51,388	52,019	52,588	54,242	56,341	57,679	59,342	61,155	64,182	67,016	68,806	69,700	70,700	70,900	69,700	68,400	67,000	65,600	64,100	62,600	61,100	
<b>Total Veterans</b>	<b>171,016</b>	<b>167,304</b>	<b>165,071</b>	<b>165,824</b>	<b>183,665</b>	<b>225,546</b>	<b>240,231</b>	<b>255,386</b>	<b>265,719</b>	<b>276,314</b>	<b>284,985</b>	<b>288,760</b>	<b>292,300</b>	<b>299,300</b>	<b>305,800</b>	<b>311,700</b>	<b>317,100</b>	<b>322,000</b>	<b>326,600</b>	<b>330,700</b>	<b>334,500</b>	<b>337,900</b>	
<b>Dependants :</b>																							
Service Pension Dependants	60,631	56,670	51,329	47,928	45,071	42,520	40,216	37,737	35,337	33,296	31,239	30,199	29,400	27,600	26,000	24,400	22,900	21,500	20,100	18,800	17,600	16,400	
War Widow(er)s	75,536	69,960	64,500	59,001	53,899	49,000	44,391	40,101	36,013	32,818	30,016	28,698	27,700	25,500	23,500	21,700	20,000	18,600	17,300	16,100	15,000	14,000	
Orphans	173	150	157	155	148	136	143	155	167	158	143	73	80	80	70	60	50	40	40	40	40	30	
Adequate Means of Support (AMS) ***	382	367	355	331	319	304	290	274	254	244	226	225	200	200	200	200	200	200	190	190	180	180	
Age Pension Partners	1,470	1,408	1,324	1,257	1,248	1,285	1,284	1,312	1,344	1,316	1,296	1,296	1,300	1,300	1,300	1,300	1,300	1,300	1,300	1,300	1,300	1,300	
Commonwealth Seniors Health Cards (CSHC) Dependants	3,055	2,835	4,449	2,660	2,621	2,475	2,277	2,136	2,006	1,873	1,820	1,769	1,700	1,600	1,500	1,500	1,400	1,300	1,200	1,100	1,100	1,100	
Defence Force Income Support Supplement (DFISA) Dependants ****	5,811	5,711	5,460	5,404	5,540	5,476	5,515	0	0	0	0	0	0	0	0	0	0	0	0	0	0	0	
MRCA Dependants	177	188	219	252	294	336	385	433	483	563	672	722	800	1,400	2,100	2,800	3,500	4,200	4,800	5,400	5,900	6,300	
Other Dependants	2,513	2,526	2,477	2,671	2,860	4,375	4,716	4,922	5,380	6,340	7,178	7,955	8,300	9,300	10,100	10,700	11,300	11,700	12,100	12,300	12,500	12,600	
Total Overlap Between Dependant Categories	2,827	2,659	3,050	2,301	2,240	2,101	1,972	1,012	895	845	765	727	700	600	600	600	500	500	500	400	400	400	
<b>Total Dependants</b>	<b>146,921</b>	<b>137,156</b>	<b>127,220</b>	<b>117,358</b>	<b>109,760</b>	<b>103,806</b>	<b>97,245</b>	<b>86,058</b>	<b>80,089</b>	<b>75,763</b>	<b>71,825</b>	<b>70,210</b>	<b>68,800</b>	<b>66,400</b>	<b>64,200</b>	<b>62,100</b>	<b>60,200</b>	<b>58,400</b>	<b>56,600</b>	<b>54,900</b>	<b>53,200</b>	<b>51,500</b>	
<b>Total Veterans and Total Dependants Overlap</b>	<b>1,366</b>	<b>1,172</b>	<b>1,006</b>	<b>894</b>	<b>844</b>	<b>1,042</b>	<b>1,066</b>	<b>963</b>	<b>941</b>	<b>960</b>	<b>962</b>	<b>986</b>	<b>1,000</b>	<b>1,000</b>	<b>1,100</b>	<b>1,100</b>	<b>1,200</b>	<b>1,200</b>	<b>1,200</b>	<b>1,300</b>	<b>1,300</b>	<b>1,300</b>	
<b>Nett Total Clients *****</b>	<b>316,571</b>	<b>303,288</b>	<b>291,285</b>	<b>282,314</b>	<b>292,674</b>	<b>328,310</b>	<b>336,410</b>	<b>340,481</b>	<b>344,867</b>	<b>351,117</b>	<b>355,848</b>	<b>357,984</b>	<b>360,100</b>	<b>364,700</b>	<b>368,900</b>	<b>372,700</b>	<b>376,200</b>	<b>379,200</b>	<b>382,000</b>	<b>384,400</b>	<b>386,400</b>	<b>388,100</b>	

\* Starting on 1 January 2022, the Disability Pension has been renamed to the Disability Compensation Payment. This was done to reflect the fact that the Disability Pension is not an income support pension but is instead a compensation payment.

\*\* Please note that the "Treatment Cards, Allowances or Accepted Disabilities Only" category counts all DVA veteran clients, excluding recipients of the Veteran Service Pension or Disability Compensation Payment (DCP).

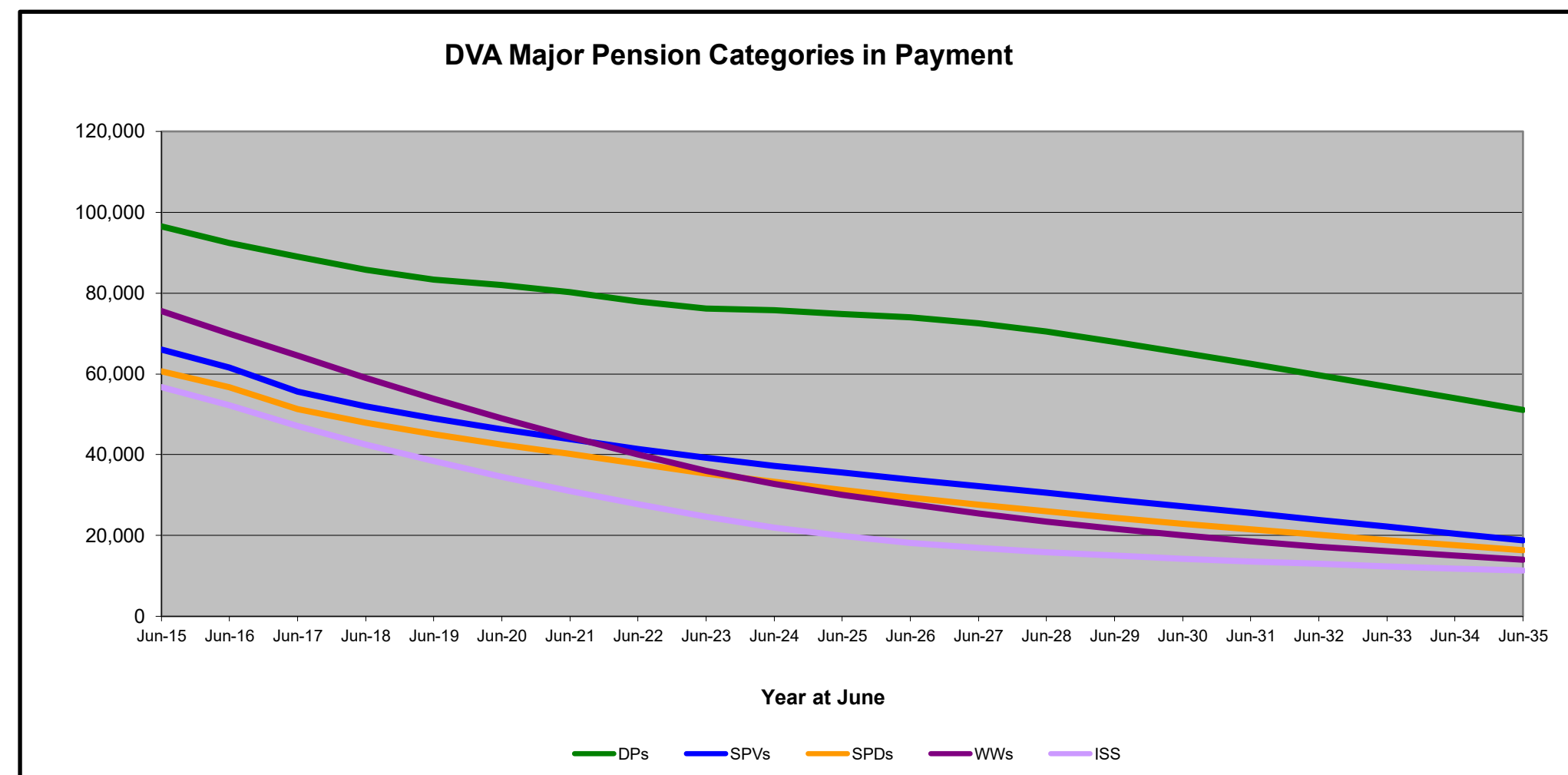
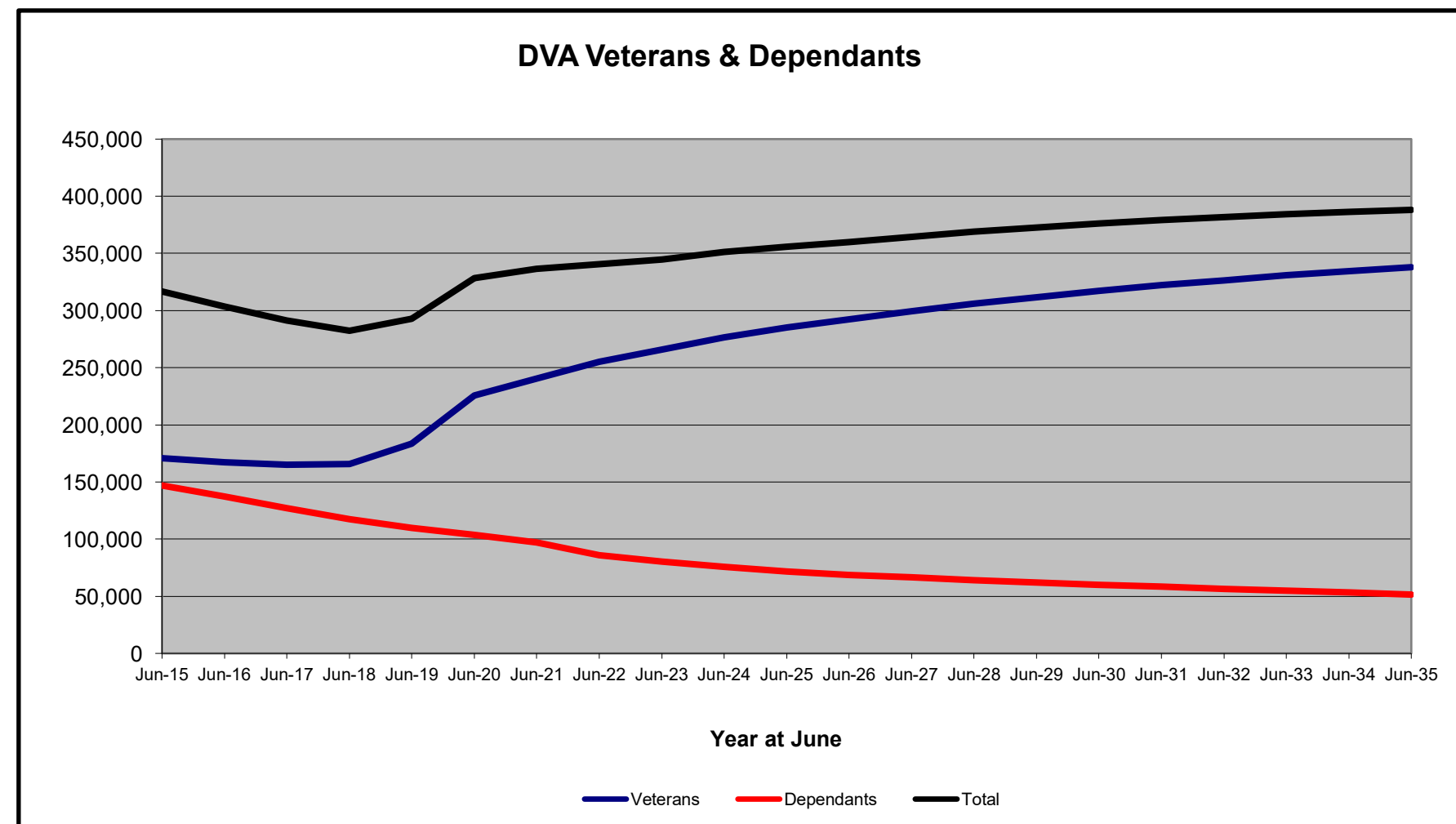
\*\*\* Adequate Means of Support Pensions (AMS) were granted prior to 6 June 1985. AMS is paid by DVA if the death of an ex-service man or woman is accepted to have been due to war service, and that person's death left a dependant or other near relative without adequate means of support.

\*\*\*\* DFISA was abolished on 1 January 2022, since the payment became redundant when DVA's Disability Compensation Payment and some other relevant DVA payments were exempted from means tests for social security income support.

\*\*\*\*\* From June 2014 this report contains a more complete count of total DVA clients. The previous count; Net Total Beneficiaries; included all persons receiving a VEA pension/allowance or holding a treatment or pharmaceutical entitlement card.

In contrast, the Nett Total Client count also includes any veteran with one or more service related disabilities accepted under the DRCA or the MRCA as well as dependent children of veterans currently receiving student payments under the VCES or MRCAETS.

The VETS Act closes the VEA and DRCA to new claims from 1 July 2026. From this date, all compensation and rehabilitation claims will be determined under a single ongoing Act – the improved MRCA.



Date of Most Recent Actual Data : 2 January 2026

Continued next page

# DVA PROJECTED BENEFICIARY NUMBERS WITH ACTUALS TO 31 DECEMBER 2025 - AUSTRALIA

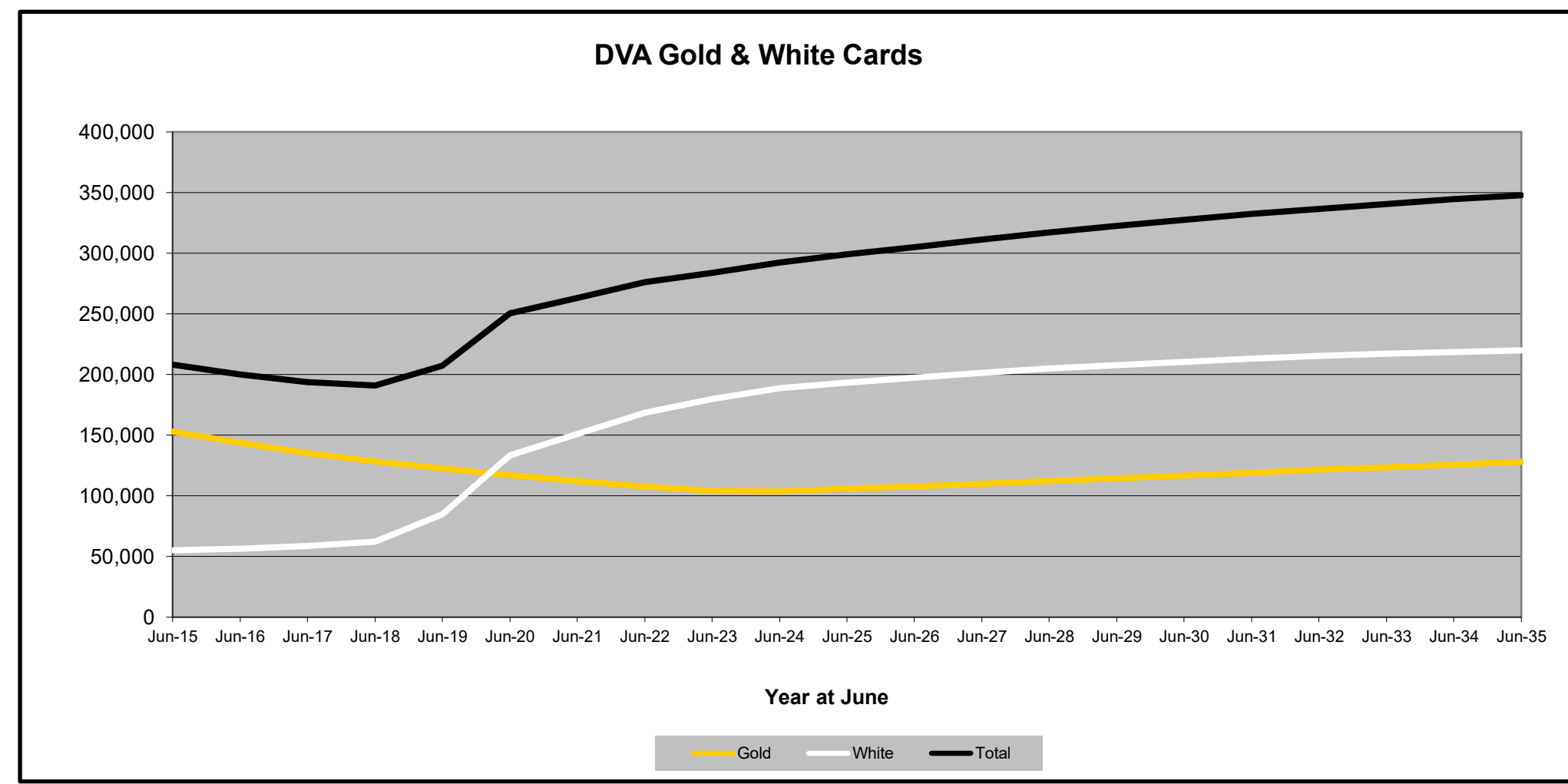
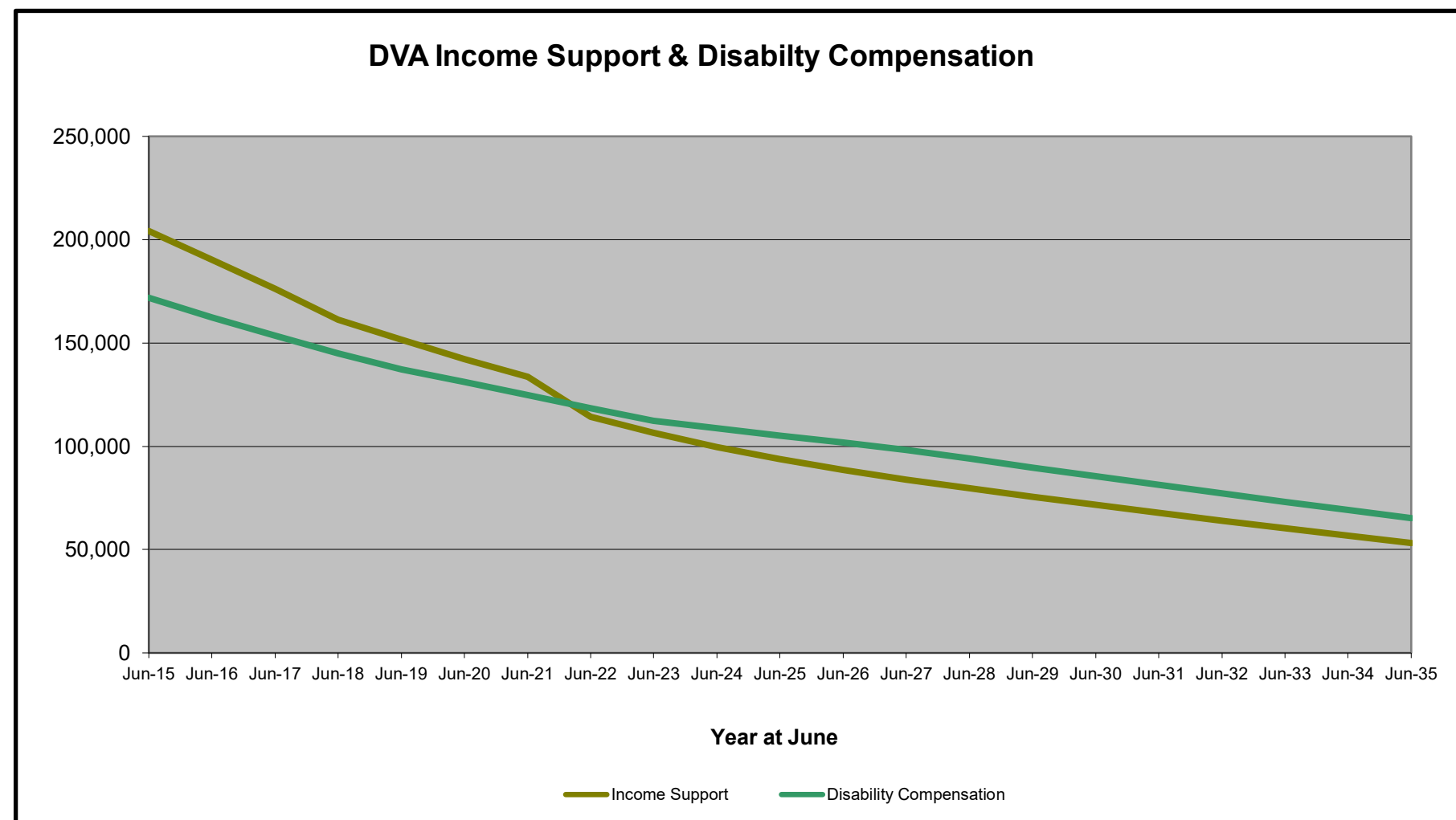
## Executive Summary of DVA Beneficiaries in Receipt of Pension(s), Allowance(s) or Health Care

BENEFICIARY CATEGORY (Subsets of Net Total Beneficiaries on Previous Page)	ACTUAL DATA												FORECAST DATA										
	June 2015	June 2016	June 2017	June 2018	June 2019	June 2020	June 2021	June 2022	June 2023	June 2024	June 2025	Dec 2025	June 2026	June 2027	June 2028	June 2029	June 2030	June 2031	June 2032	June 2033	June 2034	June 2035	
<b>Health Treatment Card Holders :</b>																							
Gold Cards	153,033	143,635	135,263	128,517	122,536	117,072	112,146	107,665	104,148	103,737	105,754	107,075	107,800	109,900	112,200	114,500	116,900	119,200	121,500	123,700	125,900	127,900	
White Cards	55,148	56,610	58,705	62,450	84,624	133,539	151,019	168,540	179,759	188,607	193,367	194,955	197,200	201,400	204,800	207,900	210,600	213,000	215,200	217,000	218,600	219,900	
<b>Total Health Treatment Cards</b>	<b>208,181</b>	<b>200,245</b>	<b>193,968</b>	<b>190,967</b>	<b>207,160</b>	<b>250,611</b>	<b>263,165</b>	<b>276,205</b>	<b>283,907</b>	<b>292,344</b>	<b>299,121</b>	<b>302,030</b>	<b>305,100</b>	<b>311,200</b>	<b>317,000</b>	<b>322,500</b>	<b>327,500</b>	<b>332,300</b>	<b>336,700</b>	<b>340,700</b>	<b>344,400</b>	<b>347,800</b>	
Repatriation Pharmaceutical Benefits Cards (Orange Cards)	4,709	3,799	3,024	2,315	1,774	1,330	981	659	444	303	211	171	140	90	50	30	20	10	10	0	0	0	
<b>Other Income Support Categories:</b>																							
Income Support Supplement	56,725	52,292	47,036	42,464	38,403	34,571	30,984	27,730	24,662	22,010	19,864	18,856	18,200	16,900	15,900	15,000	14,200	13,600	13,000	12,400	11,900	11,300	
Age Pensioners	3,658	3,538	3,380	3,225	3,338	3,379	3,427	3,638	3,803	3,818	3,827	3,860	3,900	4,000	4,100	4,200	4,300	4,400	4,400	4,400	4,400	4,400	
Commonwealth Seniors Health Cards (CSHC)	4,698	4,321	7,222	4,098	4,092	3,954	3,670	3,549	3,466	3,328	3,382	3,333	3,300	3,200	3,100	3,000	2,900	2,700	2,600	2,500	2,400	2,300	
Defence Force Income Support Supplement (DFISA) (a)	15,192	14,784	14,174	13,933	14,328	14,212	14,270	0	0	0	0	0	0	0	0	0	0	0	0	0	0	0	
<b>Total Income Support Beneficiaries (b)</b>	<b>204,180</b>	<b>190,423</b>	<b>176,232</b>	<b>161,184</b>	<b>151,543</b>	<b>142,222</b>	<b>133,682</b>	<b>114,135</b>	<b>106,484</b>	<b>99,732</b>	<b>93,849</b>	<b>90,960</b>	<b>88,600</b>	<b>84,000</b>	<b>79,600</b>	<b>75,500</b>	<b>71,600</b>	<b>67,800</b>	<b>64,100</b>	<b>60,400</b>	<b>56,700</b>	<b>53,200</b>	
<b>Total Disability Compensation Beneficiaries (c)</b>	<b>171,874</b>	<b>162,247</b>	<b>153,463</b>	<b>144,843</b>	<b>137,352</b>	<b>131,050</b>	<b>124,823</b>	<b>118,292</b>	<b>112,389</b>	<b>108,795</b>	<b>105,013</b>	<b>103,428</b>	<b>101,900</b>	<b>98,200</b>	<b>94,200</b>	<b>89,700</b>	<b>85,400</b>	<b>81,200</b>	<b>77,200</b>	<b>73,100</b>	<b>69,200</b>	<b>65,200</b>	

(a) - DFISA was abolished on 1 January 2022, since the payment became redundant when DVA's Disability Compensation Payment and some other relevant DVA payments were exempted from means tests for social security income support.

(b) - Includes veteran service pensions, dependant service pensions, income support supplement, age pensions, commonwealth seniors health cards and DFISA recipients.

(c) - Includes disability, war widow, orphan and adequate means of support pensions.



Date of Most Recent Actual Data : 2 January 2026

# DVA PROJECTED BENEFICIARY NUMBERS WITH ACTUALS TO 31 DECEMBER 2025 - NEW SOUTH WALES

## Executive Summary of DVA Beneficiaries in Receipt of Pension(s), Allowance(s) or Health Care

BENEFICIARY CATEGORY	ACTUAL DATA													FORECAST DATA									
	June 2015	June 2016	June 2017	June 2018	June 2019	June 2020	June 2021	June 2022	June 2023	June 2024	June 2025	Dec 2025	June 2026	June 2027	June 2028	June 2029	June 2030	June 2031	June 2032	June 2033	June 2034	June 2035	
<b>Veterans :</b>																							
Disability Compensation Payment Recipients*	26,502	24,873	23,504	22,243	21,198	20,509	19,805	18,944	18,182	17,860	17,447	17,319	17,100	16,700	16,100	15,500	14,800	14,100	13,400	12,700	12,000	11,300	
Age Pension Veterans (Included Above)	644	594	533	488	489	479	481	509	536	530	518	513	500	500	600	600	600	600	600	600	600	600	
Service Pension Veterans	19,527	18,026	16,100	14,877	13,876	13,001	12,258	11,497	10,778	10,172	9,633	9,390	9,100	8,700	8,200	7,800	7,300	6,900	6,400	6,000	5,500	5,000	
Disability Compensation Payment Recipient & Service Pension Veteran Overlap*	12,982	11,999	10,641	9,844	9,190	8,601	8,140	7,629	7,126	6,689	6,305	6,130	6,000	5,600	5,300	5,000	4,600	4,300	4,000	3,600	3,300	3,000	
Treatment Cards, Allowances or Accepted Disabilities Only**	13,898	14,398	15,150	16,369	21,302	33,006	37,409	41,645	44,602	47,308	49,920	51,192	52,200	54,400	56,500	58,600	60,500	62,300	64,000	65,600	67,200	68,600	
MRCA Veterans	4,768	5,475	6,298	7,337	9,103	10,614	11,867	12,955	14,498	17,503	19,781	20,751	21,800	24,600	27,200	30,000	32,600	35,100	37,400	39,600	41,600	43,600	
DRCA Veterans	12,118	12,231	12,321	12,428	12,670	13,015	13,247	13,447	13,670	14,182	14,758	15,144	15,300	15,500	15,500	15,100	14,800	14,400	14,100	13,700	13,400	13,000	
<b>Total Veterans</b>	<b>46,945</b>	<b>45,298</b>	<b>44,113</b>	<b>43,645</b>	<b>47,186</b>	<b>57,915</b>	<b>61,332</b>	<b>64,457</b>	<b>66,436</b>	<b>68,651</b>	<b>70,695</b>	<b>71,771</b>	<b>72,500</b>	<b>74,100</b>	<b>75,500</b>	<b>76,800</b>	<b>77,900</b>	<b>78,900</b>	<b>79,800</b>	<b>80,600</b>	<b>81,400</b>	<b>82,000</b>	
<b>Dependants :</b>																							
Service Pension Dependents	17,269	15,929	14,247	13,153	12,280	11,507	10,818	10,076	9,417	8,869	8,309	8,058	7,800	7,400	7,000	6,600	6,300	5,900	5,600	5,300	4,900	4,600	
War Widow(er)s	26,569	24,507	22,489	20,437	18,621	16,747	15,021	13,296	11,654	10,396	9,318	8,803	8,400	7,600	6,900	6,200	5,700	5,200	4,800	4,400	4,000	3,700	
Orphans	52	45	51	49	46	43	46	50	49	45	38	16	20	20	10	10	10	10	10	10	10	0	
Adequate Means of Support (AMS) ***	126	123	119	114	110	108	104	97	90	87	82	81	80	80	80	80	70	70	70	70	70	60	
Age Pension Partners	443	401	358	325	306	303	284	289	284	289	275	267	300	300	300	300	300	300	300	300	300	200	
Commonwealth Seniors Health Cards (CSHC) Dependents	926	859	1,379	795	789	774	717	654	593	563	542	521	500	500	400	400	400	400	300	300	300	300	
Defence Force Income Support Supplement (DFISA) Dependents ****	1,598	1,517	1,402	1,366	1,351	1,312	1,315	0	0	0	0	0	0	0	0	0	0	0	0	0	0	0	
MRCA Dependents	47	52	55	61	74	74	90	103	112	135	154	164	170	330	510	690	880	1,060	1,230	1,380	1,510	1,620	
Other Dependents	581	574	526	615	639	1,003	1,042	1,077	1,148	1,284	1,454	1,644	1,700	1,900	2,100	2,200	2,300	2,400	2,500	2,500	2,600	2,600	
Total Overlap Between Dependant Categories	857	773	931	652	625	591	541	317	274	262	233	219	200	200	200	200	200	140	140	130	120	120	
<b>Total Dependents</b>	<b>46,754</b>	<b>43,234</b>	<b>39,695</b>	<b>36,263</b>	<b>33,591</b>	<b>31,280</b>	<b>28,896</b>	<b>25,325</b>	<b>23,073</b>	<b>21,406</b>	<b>19,939</b>	<b>19,335</b>	<b>18,800</b>	<b>17,900</b>	<b>17,100</b>	<b>16,400</b>	<b>15,800</b>	<b>15,200</b>	<b>14,600</b>	<b>14,100</b>	<b>13,500</b>	<b>13,000</b>	
<b>Total Veterans and Total Dependents Overlap</b>	<b>429</b>	<b>360</b>	<b>297</b>	<b>249</b>	<b>218</b>	<b>245</b>	<b>234</b>	<b>208</b>	<b>199</b>	<b>193</b>	<b>192</b>	<b>191</b>	<b>190</b>	<b>200</b>	<b>200</b>	<b>200</b>	<b>200</b>	<b>200</b>	<b>200</b>	<b>200</b>	<b>200</b>	<b>200</b>	
<b>Nett Total Clients *****</b>	<b>93,270</b>	<b>88,172</b>	<b>83,511</b>	<b>79,666</b>	<b>80,577</b>	<b>88,950</b>	<b>89,994</b>	<b>89,574</b>	<b>89,310</b>	<b>89,864</b>	<b>90,442</b>	<b>90,915</b>	<b>91,200</b>	<b>91,900</b>	<b>92,500</b>	<b>93,000</b>	<b>93,500</b>	<b>93,900</b>	<b>94,200</b>	<b>94,500</b>	<b>94,700</b>	<b>94,800</b>	

\* Starting on 1 January 2022, the Disability Pension has been renamed to the Disability Compensation Payment. This was done to reflect the fact that the Disability Pension is not an income support pension but is instead a compensation payment.

\*\* Please note that the "Treatment Cards, Allowances or Accepted Disabilities Only" category counts all DVA veteran clients, excluding recipients of the Veteran Service Pension or Disability Compensation Payment (DCP).

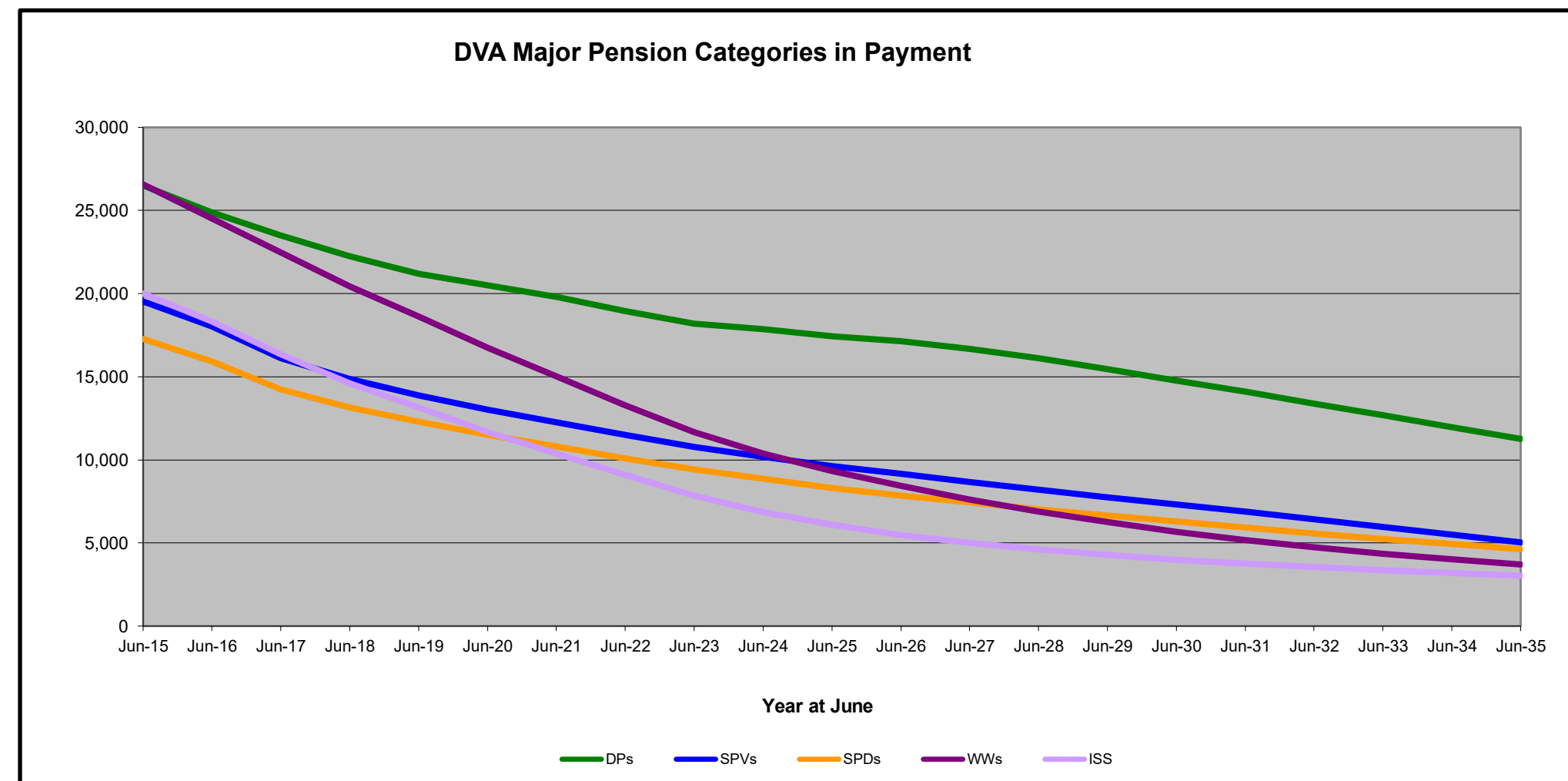
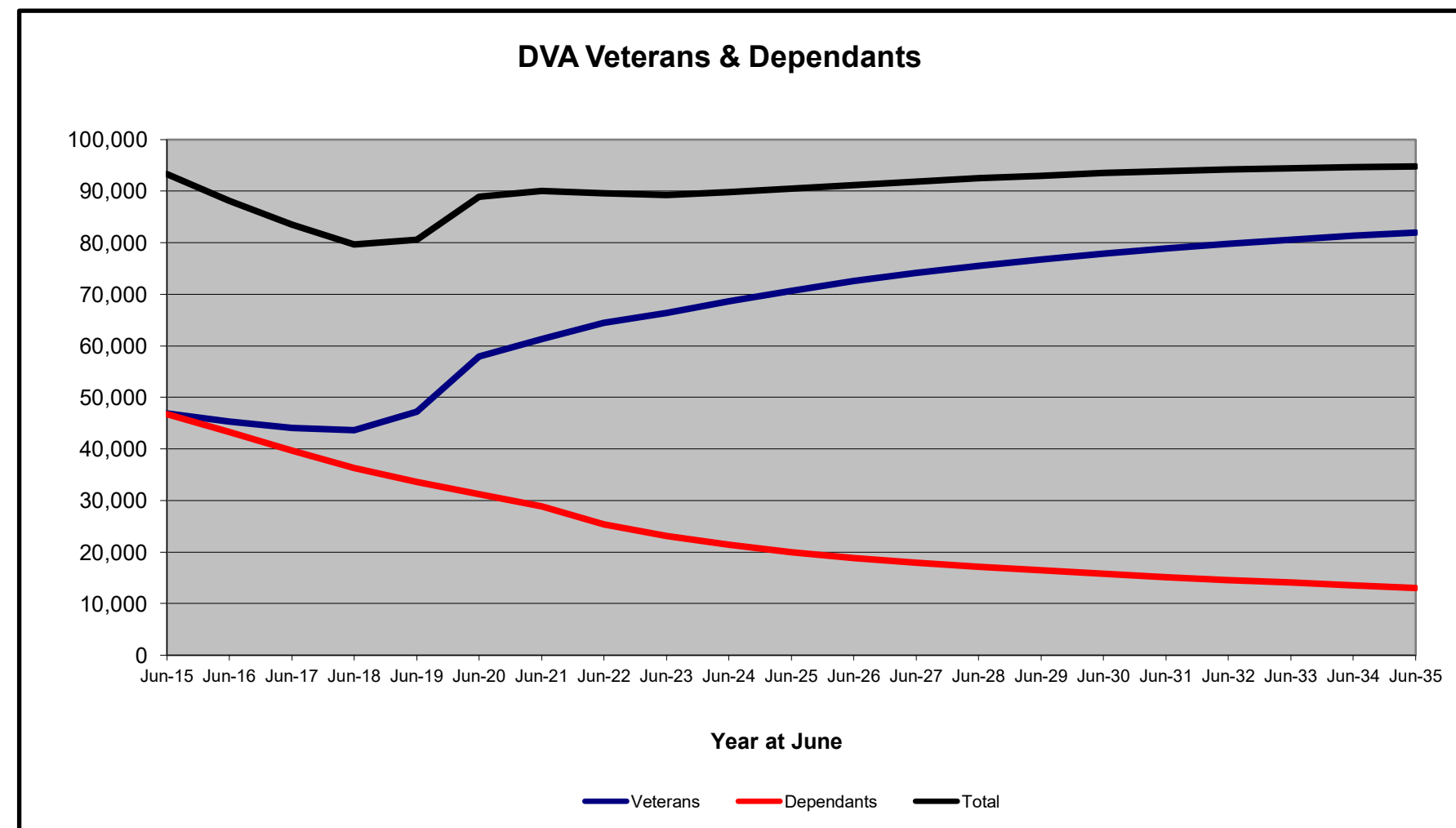
\*\*\* Adequate Means of Support Pensions (AMS) were granted prior to 6 June 1985. AMS is paid by DVA if the death of an ex-service man or woman is accepted to have been due to war service, and that person's death left a dependant or other near relative without adequate means of support.

\*\*\*\* DFISA was abolished on 1 January 2022, since the payment became redundant when DVA's Disability Compensation Payment and some other relevant DVA payments were exempted from means tests for social security income support.

\*\*\*\*\* From June 2014 this report contains a more complete count of total DVA clients. The previous count; Net Total Beneficiaries; included all persons receiving a VEA pension/allowance or holding a treatment or pharmaceutical entitlement card.

In contrast, the Nett Total Client count also includes any veteran with one or more service related disabilities accepted under the DRCA or the MRCA as well as dependent children of veterans currently receiving student payments under the VCES or MRCAETS.

The VETS Act closes the VEA and DRCA to new claims from 1 July 2026. From this date, all compensation and rehabilitation claims will be determined under a single ongoing Act – the improved MRCA.



Date of Most Recent Actual Data : 2 January 2026

Continued next page

# DVA PROJECTED BENEFICIARY NUMBERS WITH ACTUALS TO 31 DECEMBER 2025 - NEW SOUTH WALES

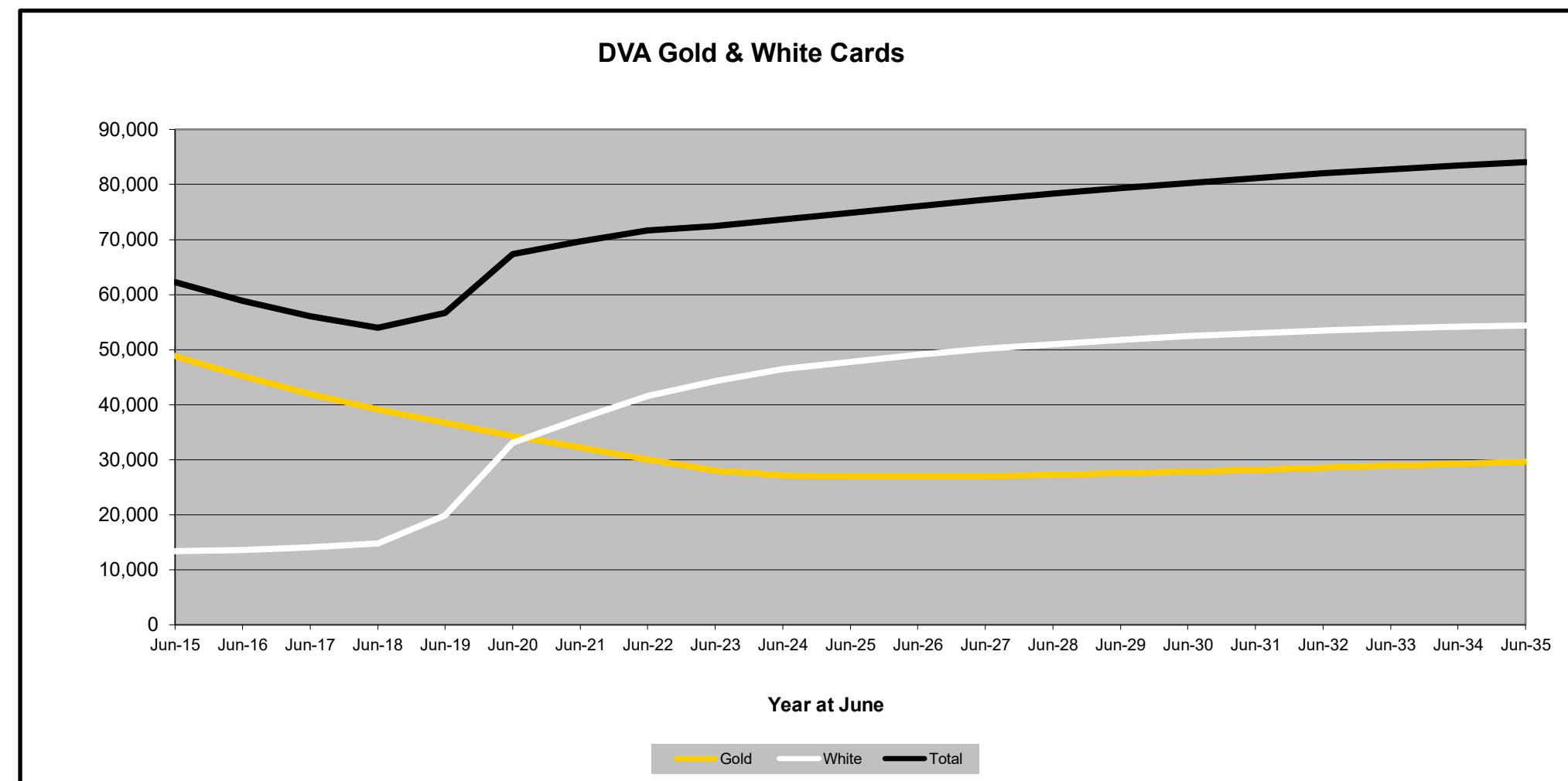
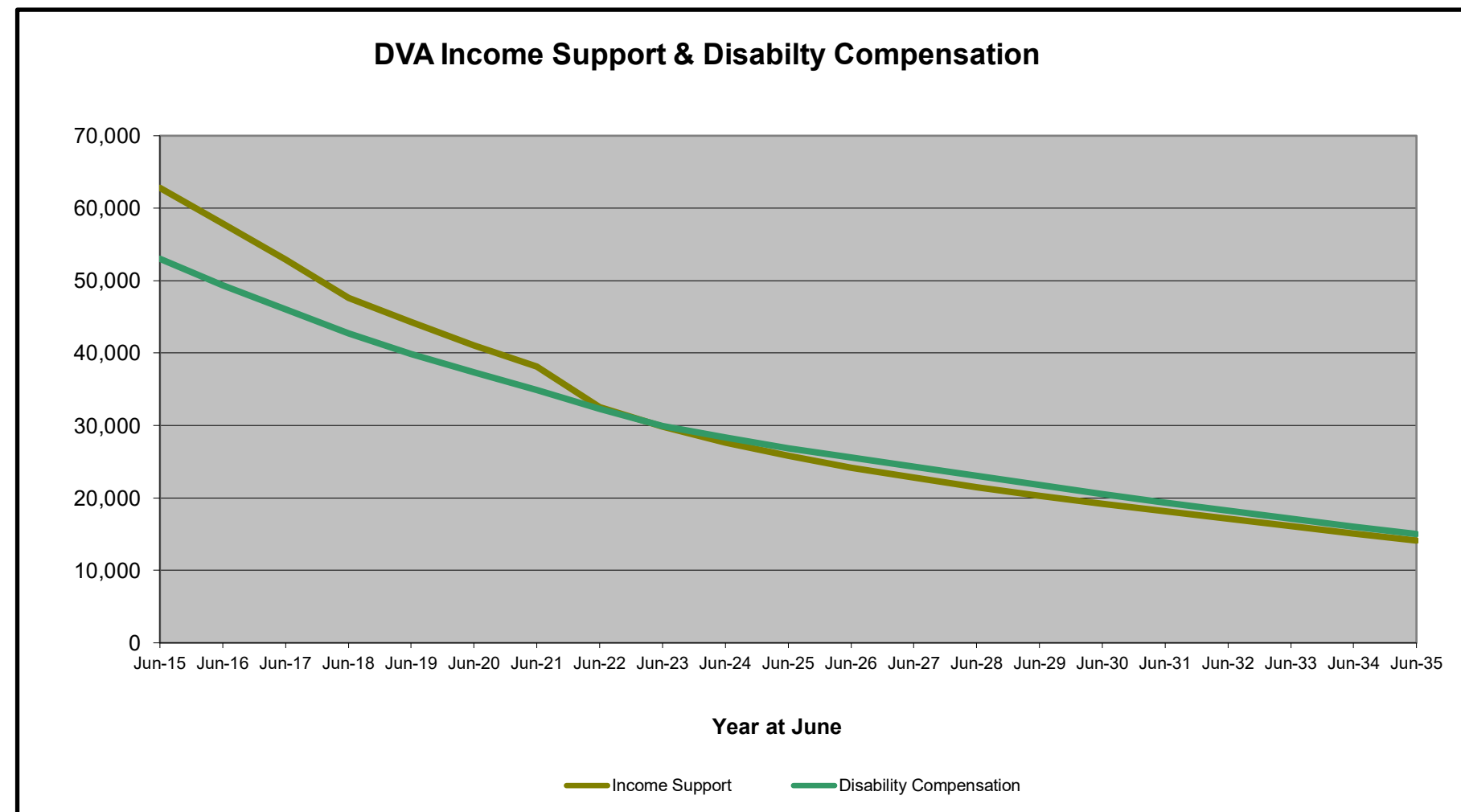
## Executive Summary of DVA Beneficiaries in Receipt of Pension(s), Allowance(s) or Health Care

BENEFICIARY CATEGORY (Subsets of Net Total Beneficiaries on Previous Page)	ACTUAL DATA												FORECAST DATA										
	June 2015	June 2016	June 2017	June 2018	June 2019	June 2020	June 2021	June 2022	June 2023	June 2024	June 2025	Dec 2025	June 2026	June 2027	June 2028	June 2029	June 2030	June 2031	June 2032	June 2033	June 2034	June 2035	
<b>Health Treatment Card Holders :</b>																							
Gold Cards	48,856	45,271	42,007	39,190	36,760	34,335	32,243	30,078	28,113	27,208	27,081	27,080	27,000	27,100	27,300	27,600	27,900	28,200	28,600	28,900	29,300	29,700	
White Cards	13,376	13,624	14,057	14,783	19,904	33,035	37,449	41,598	44,307	46,453	47,783	48,481	49,000	50,100	51,000	51,800	52,400	53,000	53,400	53,800	54,100	54,400	
<b>Total Health Treatment Cards</b>	<b>62,232</b>	<b>58,895</b>	<b>56,064</b>	<b>53,973</b>	<b>56,664</b>	<b>67,370</b>	<b>69,692</b>	<b>71,676</b>	<b>72,420</b>	<b>73,661</b>	<b>74,864</b>	<b>75,561</b>	<b>76,100</b>	<b>77,200</b>	<b>78,300</b>	<b>79,300</b>	<b>80,300</b>	<b>81,200</b>	<b>82,000</b>	<b>82,800</b>	<b>83,500</b>	<b>84,100</b>	
Repatriation Pharmaceutical Benefits Cards (Orange Cards)	1,353	1,102	895	689	545	417	298	200	131	91	65	49	40	30	20	10	10	0	0	0	0	0	
<b>Other Income Support Categories:</b>																							
Income Support Supplement	20,004	18,325	16,347	14,597	13,135	11,682	10,364	9,085	7,855	6,839	6,095	5,727	5,500	5,000	4,600	4,300	4,000	3,800	3,600	3,400	3,200	3,000	
Age Pensioners	1,096	1,003	899	820	805	783	763	795	817	818	790	778	800	800	800	800	800	900	900	900	900	900	
Commonwealth Seniors Health Cards (CSHC)	1,382	1,263	2,161	1,197	1,210	1,191	1,102	1,044	991	965	969	939	900	900	800	800	800	700	700	700	600	600	
Defence Force Income Support Supplement (DFISA) (a)	4,338	4,055	3,789	3,619	3,592	3,487	3,462	0	0	0	0	0	0	0	0	0	0	0	0	0	0	0	
<b>Total Income Support Beneficiaries (b)</b>	<b>62,801</b>	<b>57,867</b>	<b>52,879</b>	<b>47,644</b>	<b>44,278</b>	<b>41,055</b>	<b>38,173</b>	<b>32,497</b>	<b>29,858</b>	<b>27,663</b>	<b>25,796</b>	<b>24,892</b>	<b>24,200</b>	<b>22,800</b>	<b>21,500</b>	<b>20,300</b>	<b>19,200</b>	<b>18,100</b>	<b>17,100</b>	<b>16,100</b>	<b>15,100</b>	<b>14,100</b>	
<b>Total Disability Compensation Beneficiaries (c)</b>	<b>53,011</b>	<b>49,349</b>	<b>45,997</b>	<b>42,696</b>	<b>39,853</b>	<b>37,313</b>	<b>34,901</b>	<b>32,331</b>	<b>29,929</b>	<b>28,350</b>	<b>26,854</b>	<b>26,190</b>	<b>25,600</b>	<b>24,300</b>	<b>23,100</b>	<b>21,800</b>	<b>20,500</b>	<b>19,300</b>	<b>18,200</b>	<b>17,100</b>	<b>16,100</b>	<b>15,000</b>	

(a) - DFISA was abolished on 1 January 2022, since the payment became redundant when DVA's Disability Compensation Payment and some other relevant DVA payments were exempted from means tests for social security income support.

(b) - Includes veteran service pensions, dependant service pensions, income support supplement, age pensions, commonwealth seniors health cards and DFISA recipients.

(c) - Includes disability, war widow, orphan and adequate means of support pensions.



Date of Most Recent Actual Data : 2 January 2026

# DVA PROJECTED BENEFICIARY NUMBERS WITH ACTUALS TO 31 DECEMBER 2025 - VICTORIA

## Executive Summary of DVA Beneficiaries in Receipt of Pension(s), Allowance(s) or Health Care

BENEFICIARY CATEGORY	ACTUAL DATA												FORECAST DATA										
	June 2015	June 2016	June 2017	June 2018	June 2019	June 2020	June 2021	June 2022	June 2023	June 2024	June 2025	Dec 2025	June 2026	June 2027	June 2028	June 2029	June 2030	June 2031	June 2032	June 2033	June 2034	June 2035	
<b>Veterans :</b>																							
Disability Compensation Payment Recipients*	16,859	15,856	15,070	14,285	13,589	13,119	12,637	12,007	11,540	11,364	11,157	11,143	11,000	10,800	10,400	10,000	9,600	9,200	8,800	8,300	7,900	7,500	
Age Pension Veterans (Included Above)	430	388	346	317	306	298	284	285	290	302	301	310	300	300	400	400	400	400	400	400	500	500	
Service Pension Veterans	12,914	11,882	10,620	9,794	9,133	8,557	8,044	7,516	7,071	6,715	6,437	6,292	6,100	5,800	5,500	5,200	4,900	4,600	4,300	4,000	3,600	3,300	
Disability Compensation Payment Recipient & Service Pension Veteran Overlap*	8,280	7,628	6,810	6,315	5,858	5,493	5,162	4,814	4,527	4,302	4,112	4,001	3,900	3,700	3,500	3,200	3,000	2,800	2,600	2,400	2,100	1,900	
Treatment Cards, Allowances or Accepted Disabilities Only**	8,233	8,485	8,880	9,461	12,423	18,518	20,555	22,903	25,012	27,174	28,772	29,475	30,100	31,500	32,800	34,100	35,300	36,400	37,400	38,400	39,400	40,300	
MRCA Veterans	2,475	2,875	3,304	3,832	4,638	5,205	5,689	6,073	6,722	7,894	8,899	9,329	9,800	11,300	12,700	14,300	15,900	17,300	18,700	20,000	21,300	22,500	
DRCA Veterans	7,262	7,371	7,502	7,628	7,872	8,142	8,229	8,357	8,500	8,888	9,370	9,617	9,700	9,900	9,900	9,700	9,500	9,300	9,100	8,900	8,700	8,400	
<b>Total Veterans</b>	<b>29,726</b>	<b>28,595</b>	<b>27,760</b>	<b>27,225</b>	<b>29,287</b>	<b>34,701</b>	<b>36,074</b>	<b>37,612</b>	<b>39,096</b>	<b>40,951</b>	<b>42,254</b>	<b>42,909</b>	<b>43,400</b>	<b>44,400</b>	<b>45,300</b>	<b>46,100</b>	<b>46,800</b>	<b>47,400</b>	<b>47,900</b>	<b>48,400</b>	<b>48,800</b>	<b>49,200</b>	
<b>Dependants :</b>																							
Service Pension Dependants	12,085	11,216	10,101	9,325	8,705	8,191	7,685	7,158	6,647	6,274	5,922	5,707	5,600	5,300	5,000	4,700	4,400	4,200	3,900	3,700	3,500	3,300	
War Widow(er)s	17,478	15,982	14,562	13,085	11,745	10,463	9,277	8,242	7,264	6,462	5,770	5,452	5,200	4,700	4,200	3,800	3,500	3,200	2,900	2,700	2,500	2,300	
Orphans	26	22	17	18	14	11	8	9	12	11	9	1	0	0	0	0	0	0	0	0	0	0	
Adequate Means of Support (AMS) ***	88	81	80	72	70	65	62	59	56	53	47	47	50	50	50	40	40	40	40	40	40	40	
Age Pension Partners	301	285	260	226	208	205	198	186	182	171	169	168	170	170	160	160	160	170	170	170	160	160	
Commonwealth Seniors Health Cards (CSHC) Dependants	638	598	961	550	546	513	463	434	403	367	337	325	300	300	300	300	300	200	200	200	200	200	
Defence Force Income Support Supplement (DFISA) Dependants ****	1,005	952	881	826	798	776	761	0	0	0	0	0	0	0	0	0	0	0	0	0	0	0	
MRCA Dependants	20	19	21	24	31	42	46	49	46	60	74	84	90	180	300	400	500	600	700	800	800	900	
Other Dependants	346	354	339	375	392	659	712	675	695	762	802	862	900	1,000	1,000	1,100	1,100	1,200	1,200	1,200	1,200	1,200	
Total Overlap Between Dependant Categories	572	530	639	414	386	351	314	182	158	143	122	113	110	100	90	80	70	60	60	60	50	50	
<b>Total Dependants</b>	<b>31,415</b>	<b>28,979</b>	<b>26,583</b>	<b>24,087</b>	<b>22,123</b>	<b>20,574</b>	<b>18,898</b>	<b>16,630</b>	<b>15,147</b>	<b>14,017</b>	<b>13,008</b>	<b>12,533</b>	<b>12,200</b>	<b>11,500</b>	<b>10,900</b>	<b>10,400</b>	<b>9,900</b>	<b>9,500</b>	<b>9,100</b>	<b>8,700</b>	<b>8,400</b>	<b>8,100</b>	
<b>Total Veterans and Total Dependants Overlap</b>	<b>291</b>	<b>252</b>	<b>209</b>	<b>184</b>	<b>155</b>	<b>166</b>	<b>158</b>	<b>128</b>	<b>111</b>	<b>123</b>	<b>120</b>	<b>114</b>	<b>110</b>	<b>110</b>	<b>110</b>	<b>110</b>	<b>110</b>	<b>110</b>	<b>110</b>	<b>110</b>	<b>110</b>	<b>110</b>	
<b>Nett Total Clients *****</b>	<b>60,850</b>	<b>57,322</b>	<b>54,134</b>	<b>51,129</b>	<b>51,267</b>	<b>55,109</b>	<b>54,814</b>	<b>54,114</b>	<b>54,132</b>	<b>54,845</b>	<b>55,142</b>	<b>55,328</b>	<b>55,500</b>	<b>55,800</b>	<b>56,100</b>	<b>56,300</b>	<b>56,500</b>	<b>56,700</b>	<b>56,900</b>	<b>57,000</b>	<b>57,100</b>	<b>57,200</b>	

\* Starting on 1 January 2022, the Disability Pension has been renamed to the Disability Compensation Payment. This was done to reflect the fact that the Disability Pension is not an income support pension but is instead a compensation payment.

\*\* Please note that the "Treatment Cards, Allowances or Accepted Disabilities Only" category counts all DVA veteran clients, excluding recipients of the Veteran Service Pension or Disability Compensation Payment (DCP).

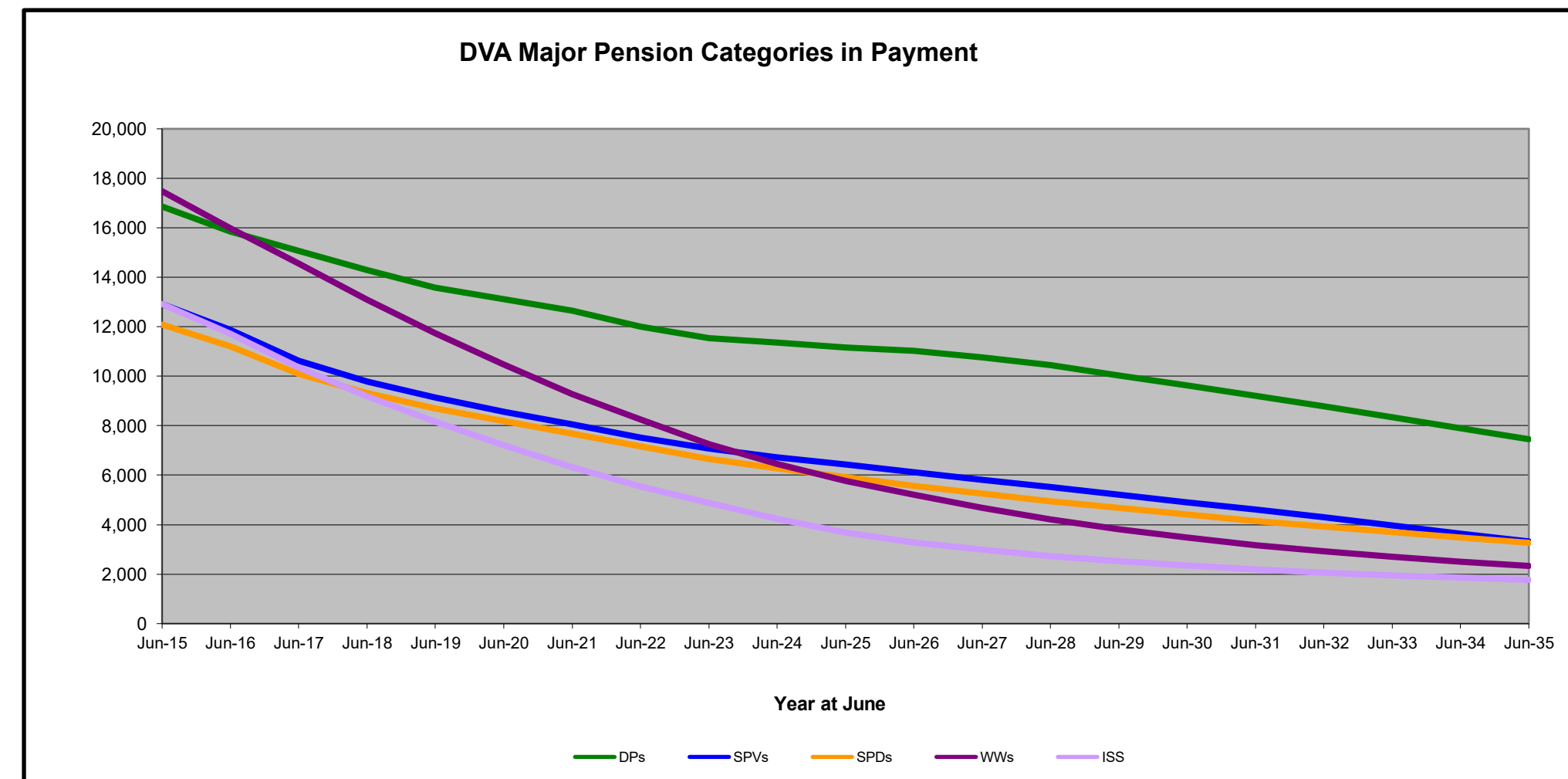
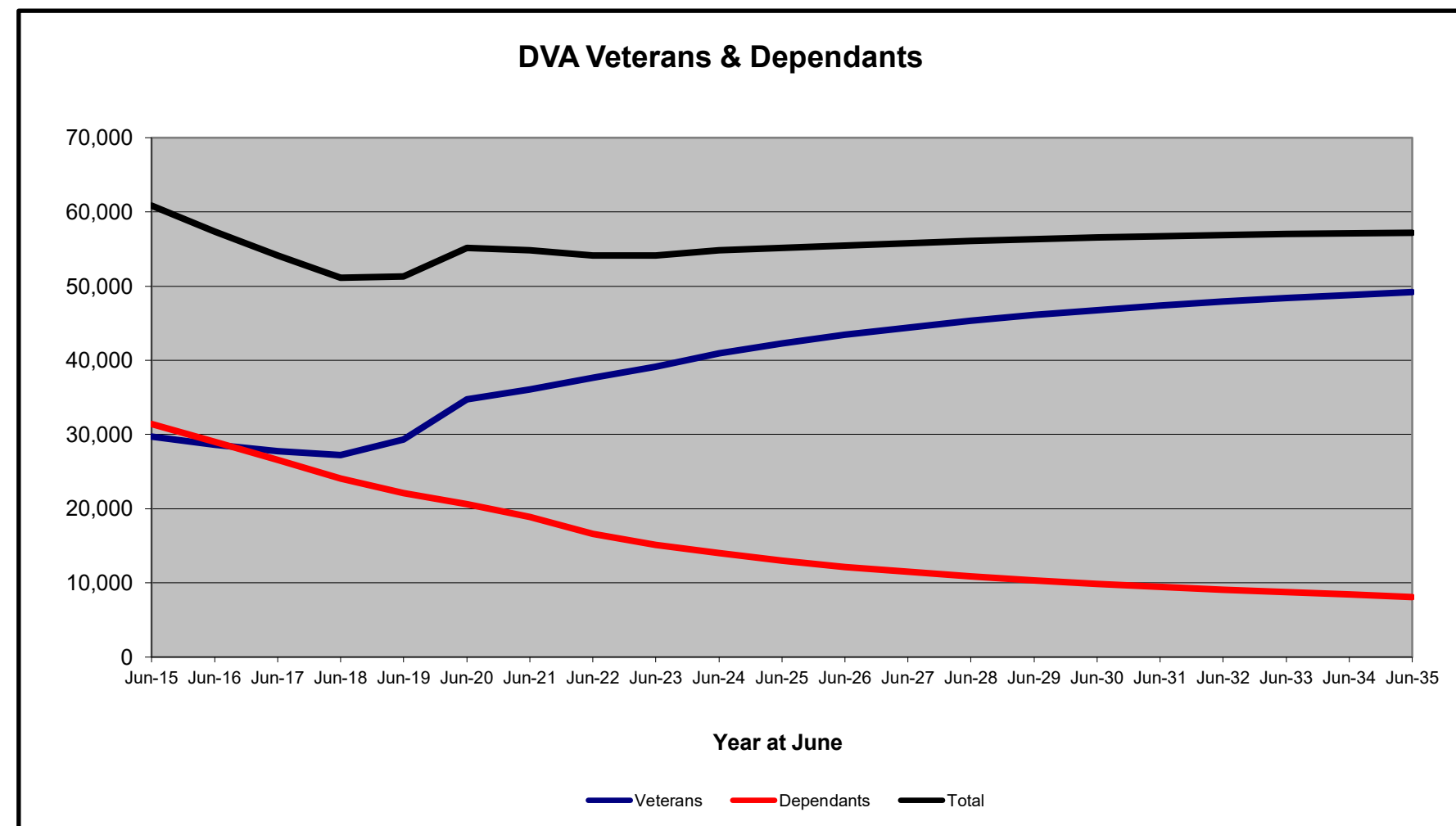
\*\*\* Adequate Means of Support Pensions (AMS) were granted prior to 6 June 1985. AMS is paid by DVA if the death of an ex-service man or woman is accepted to have been due to war service, and that person's death left a dependant or other near relative without adequate means of support.

\*\*\*\* DFISA was abolished on 1 January 2022, since the payment became redundant when DVA's Disability Compensation Payment and some other relevant DVA payments were exempted from means tests for social security income support.

\*\*\*\*\* From June 2014 this report contains a more complete count of total DVA clients. The previous count; Net Total Beneficiaries; included all persons receiving a VEA pension/allowance or holding a treatment or pharmaceutical entitlement card.

In contrast, the Nett Total Client count also includes any veteran with one or more service related disabilities accepted under the DRCA or the MRCA as well as dependent children of veterans currently receiving student payments under the VCES or MRCAETS.

The VETS Act closes the VEA and DRCA to new claims from 1 July 2026. From this date, all compensation and rehabilitation claims will be determined under a single ongoing Act – the improved MRCA.



Date of Most Recent Actual Data : 2 January 2026

Continued next page

# DVA PROJECTED BENEFICIARY NUMBERS WITH ACTUALS TO 31 DECEMBER 2025 - VICTORIA

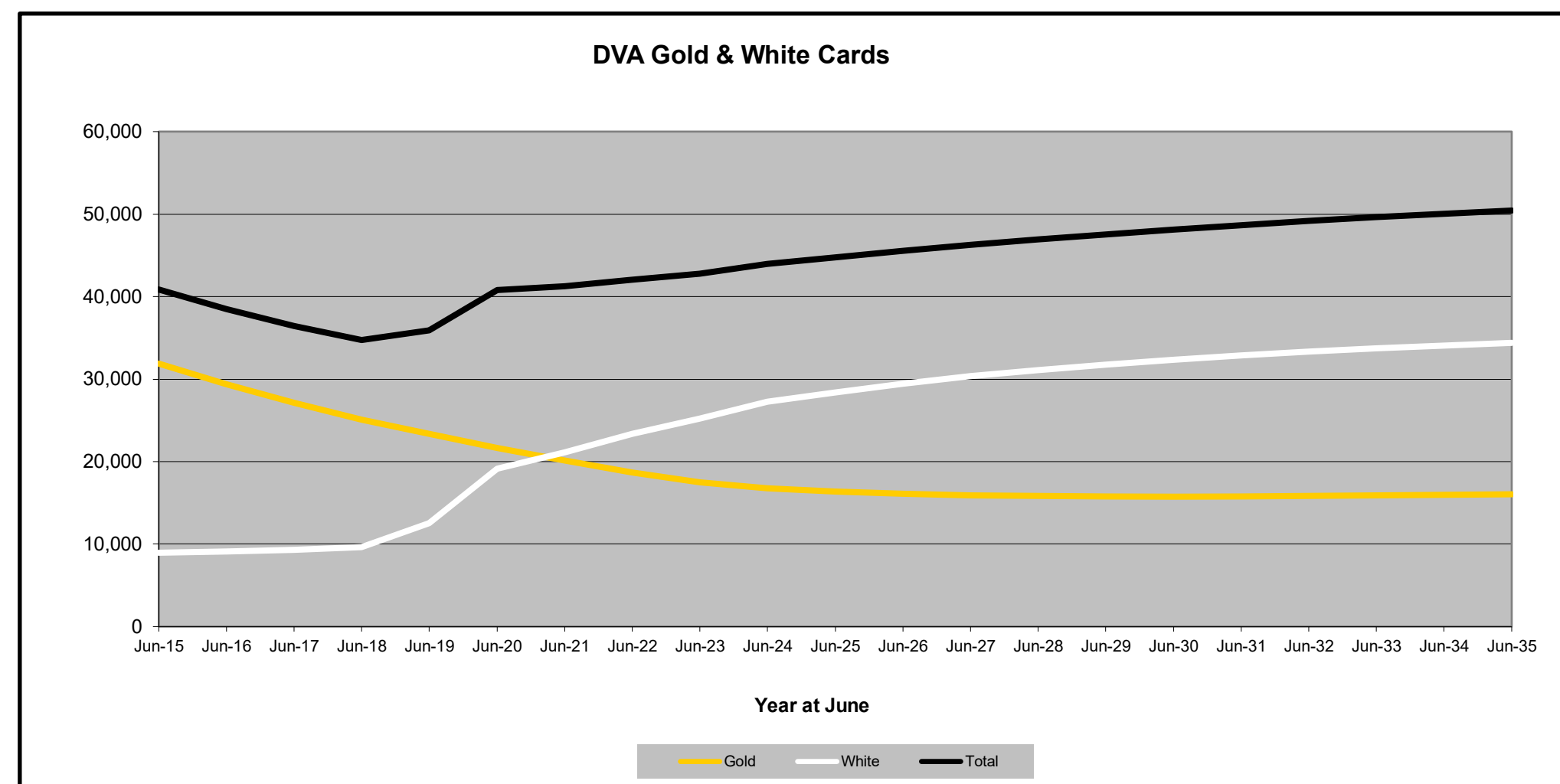
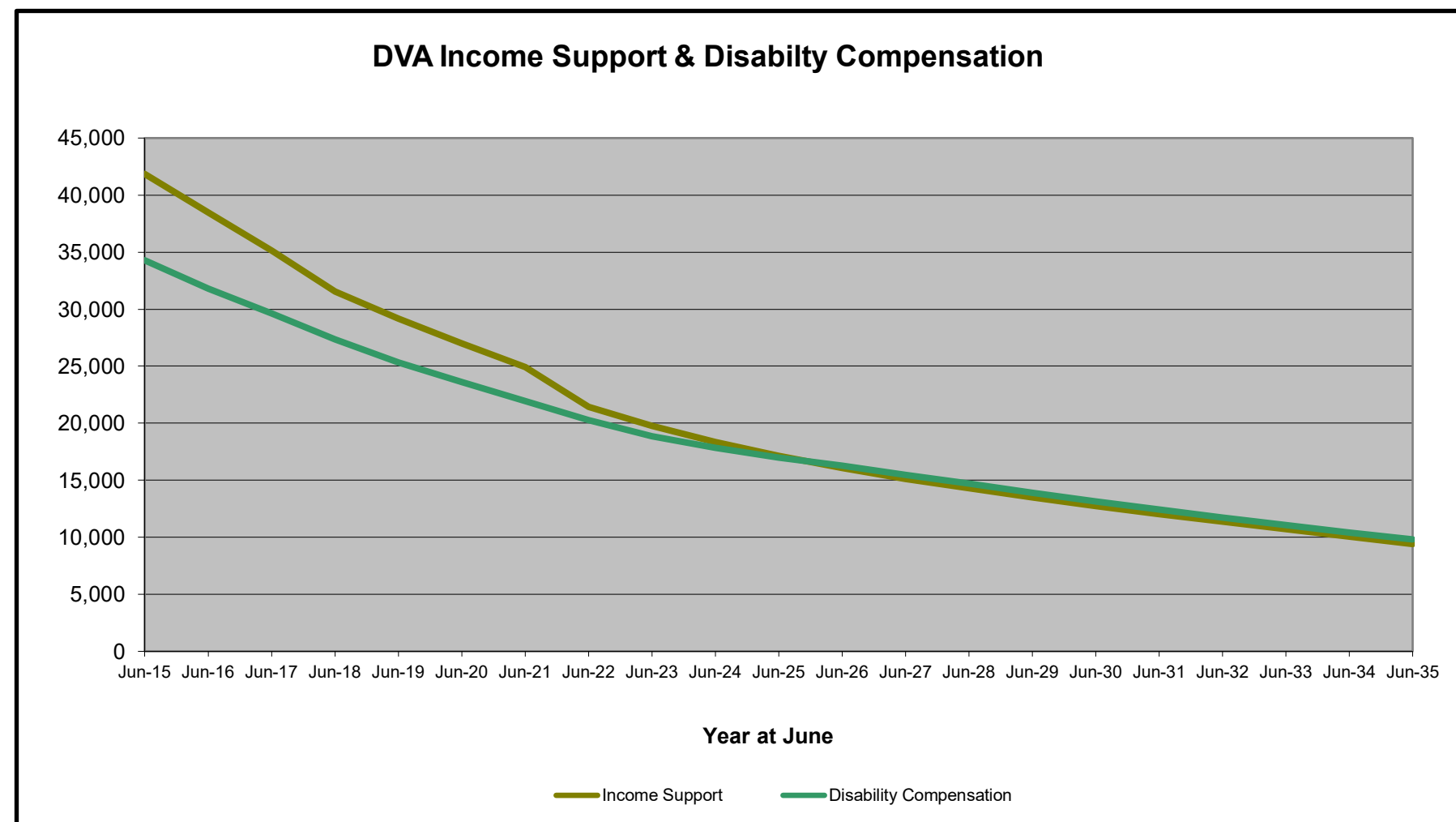
## Executive Summary of DVA Beneficiaries in Receipt of Pension(s), Allowance(s) or Health Care

BENEFICIARY CATEGORY (Subsets of Net Total Beneficiaries on Previous Page)	ACTUAL DATA												FORECAST DATA									
	June 2015	June 2016	June 2017	June 2018	June 2019	June 2020	June 2021	June 2022	June 2023	June 2024	June 2025	Dec 2025	June 2026	June 2027	June 2028	June 2029	June 2030	June 2031	June 2032	June 2033	June 2034	June 2035
<b>Health Treatment Card Holders :</b>																						
Gold Cards	31,878	29,346	27,155	25,116	23,348	21,662	20,126	18,684	17,507	16,741	16,342	16,253	16,100	15,900	15,800	15,800	15,700	15,800	15,800	15,900	16,000	16,000
White Cards	8,957	9,109	9,289	9,624	12,555	19,112	21,127	23,345	25,246	27,254	28,410	28,915	29,400	30,300	31,100	31,800	32,400	32,900	33,300	33,700	34,100	34,400
<b>Total Health Treatment Cards</b>	<b>40,835</b>	<b>38,455</b>	<b>36,444</b>	<b>34,740</b>	<b>35,903</b>	<b>40,774</b>	<b>41,253</b>	<b>42,029</b>	<b>42,753</b>	<b>43,995</b>	<b>44,752</b>	<b>45,168</b>	<b>45,500</b>	<b>46,300</b>	<b>46,900</b>	<b>47,500</b>	<b>48,100</b>	<b>48,700</b>	<b>49,200</b>	<b>49,600</b>	<b>50,100</b>	<b>50,400</b>
Repatriation Pharmaceutical Benefits Cards (Orange Cards)	1,044	842	665	512	397	297	217	149	110	64	48	39	30	20	10	10	0	0	0	0	0	0
<b>Other Income Support Categories:</b>																						
Income Support Supplement	12,919	11,721	10,367	9,186	8,160	7,198	6,321	5,552	4,872	4,237	3,685	3,455	3,300	3,000	2,700	2,500	2,300	2,200	2,100	2,000	1,900	1,800
Age Pensioners	738	679	611	548	520	504	483	471	470	470	469	478	500	500	500	600	600	600	600	600	600	600
Commonwealth Seniors Health Cards (CSHC)	996	922	1,554	857	852	818	746	719	682	635	616	608	600	600	600	500	500	500	500	500	400	400
Defence Force Income Support Supplement (DFISA) (a)	2,748	2,549	2,337	2,205	2,157	2,067	2,003	0	0	0	0	0	0	0	0	0	0	0	0	0	0	0
<b>Total Income Support Beneficiaries (b)</b>	<b>41,855</b>	<b>38,466</b>	<b>35,150</b>	<b>31,518</b>	<b>29,145</b>	<b>26,972</b>	<b>24,944</b>	<b>21,416</b>	<b>19,742</b>	<b>18,331</b>	<b>17,129</b>	<b>16,540</b>	<b>16,100</b>	<b>15,100</b>	<b>14,300</b>	<b>13,500</b>	<b>12,700</b>	<b>12,000</b>	<b>11,400</b>	<b>10,700</b>	<b>10,000</b>	<b>9,400</b>
<b>Total Disability Compensation Beneficiaries (c)</b>	<b>34,283</b>	<b>31,794</b>	<b>29,605</b>	<b>27,352</b>	<b>25,333</b>	<b>23,594</b>	<b>21,928</b>	<b>20,272</b>	<b>18,838</b>	<b>17,858</b>	<b>16,959</b>	<b>16,620</b>	<b>16,300</b>	<b>15,500</b>	<b>14,700</b>	<b>13,900</b>	<b>13,100</b>	<b>12,400</b>	<b>11,700</b>	<b>11,100</b>	<b>10,400</b>	<b>9,800</b>

(a) - DFISA was abolished on 1 January 2022, since the payment became redundant when DVA's Disability Compensation Payment and some other relevant DVA payments were exempted from means tests for social security income support.

(b) - Includes veteran service pensions, dependant service pensions, income support supplement, age pensions, commonwealth seniors health cards and DFISA recipients.

(c) - Includes disability, war widow, orphan and adequate means of support pensions.



Date of Most Recent Actual Data : 2 January 2026

# DVA PROJECTED BENEFICIARY NUMBERS WITH ACTUALS TO 31 DECEMBER 2025 - QUEENSLAND

## Executive Summary of DVA Beneficiaries in Receipt of Pension(s), Allowance(s) or Health Care

BENEFICIARY CATEGORY	ACTUAL DATA												FORECAST DATA										
	June 2015	June 2016	June 2017	June 2018	June 2019	June 2020	June 2021	June 2022	June 2023	June 2024	June 2025	Dec 2025	June 2026	June 2027	June 2028	June 2029	June 2030	June 2031	June 2032	June 2033	June 2034	June 2035	
<b>Veterans :</b>																							
Disability Compensation Payment Recipients*	29,484	28,734	28,300	27,777	27,595	27,571	27,376	27,054	26,880	26,989	26,879	26,875	26,800	26,300	25,700	24,800	23,900	22,900	22,000	21,000	20,000	19,000	
Age Pension Veterans (Included Above)	641	678	692	695	813	857	907	1,014	1,088	1,106	1,144	1,165	1,200	1,200	1,200	1,300	1,300	1,300	1,300	1,300	1,300	1,300	
Service Pension Veterans	17,142	16,196	14,945	14,149	13,504	12,951	12,399	11,941	11,407	10,901	10,462	10,243	10,000	9,600	9,100	8,700	8,200	7,800	7,300	6,800	6,400	6,000	
Disability Compensation Payment Recipient & Service Pension Veteran Overlap*	13,311	12,741	11,896	11,413	10,990	10,636	10,211	9,870	9,455	9,003	8,623	8,405	8,200	7,700	7,300	6,900	6,400	5,900	5,400	5,000	4,500	4,100	
Treatment Cards, Allowances or Accepted Disabilities Only**	15,938	16,902	18,230	20,373	27,964	41,034	46,686	52,817	56,964	60,701	63,736	64,859	66,100	68,800	71,600	74,400	77,200	79,800	82,300	84,800	87,100	89,300	
MRCA Veterans	7,073	8,015	9,308	10,769	13,589	16,016	18,476	20,438	23,142	27,497	30,770	32,004	33,500	38,000	41,900	46,200	50,300	54,100	57,600	60,900	64,000	66,900	
DRCA Veterans	16,506	16,752	17,107	17,377	18,169	19,109	19,751	20,623	21,699	23,098	24,219	24,963	25,400	25,800	25,900	25,500	25,000	24,500	24,000	23,500	22,900	22,400	
<b>Total Veterans</b>	<b>49,253</b>	<b>49,091</b>	<b>49,579</b>	<b>50,886</b>	<b>58,073</b>	<b>70,920</b>	<b>76,250</b>	<b>81,942</b>	<b>85,796</b>	<b>89,588</b>	<b>92,454</b>	<b>93,572</b>	<b>94,700</b>	<b>96,900</b>	<b>99,100</b>	<b>101,000</b>	<b>102,900</b>	<b>104,600</b>	<b>106,200</b>	<b>107,700</b>	<b>109,000</b>	<b>110,300</b>	
<b>Dependants :</b>																							
Service Pension Dependents	14,900	14,105	12,957	12,282	11,715	11,244	10,768	10,293	9,733	9,212	8,673	8,404	8,200	7,700	7,200	6,700	6,300	5,800	5,400	5,000	4,700	4,300	
War Widow(er)s	16,304	15,314	14,325	13,364	12,424	11,552	10,711	9,930	9,199	8,600	8,090	7,877	7,700	7,300	6,800	6,400	6,000	5,600	5,300	5,000	4,700	4,400	
Orphans	59	49	43	44	43	40	44	47	53	51	45	25	30	30	20	20	20	20	10	10	10	10	
Adequate Means of Support (AMS) ***	72	69	66	61	59	57	52	48	44	43	38	38	40	40	40	40	40	40	30	30	30	30	
Age Pension Partners	369	365	361	372	410	456	477	505	537	527	531	545	600	600	600	600	600	600	600	600	600	600	
Commonwealth Seniors Health Cards (CSHC) Dependents	564	515	936	515	528	494	450	436	425	398	387	386	400	400	300	300	300	300	300	200	200	200	
Defence Force Income Support Supplement (DFISA) Dependents ****	2,007	2,062	2,052	2,099	2,246	2,262	2,306	0	0	0	0	0	0	0	0	0	0	0	0	0	0	0	
MRCA Dependents	74	73	92	99	105	122	152	177	208	225	281	296	300	500	800	1,000	1,200	1,400	1,700	1,800	2,000	2,100	
Other Dependents	982	1,019	1,037	1,074	1,219	1,746	1,974	2,155	2,463	3,001	3,384	3,710	3,900	4,300	4,700	5,100	5,300	5,500	5,700	5,800	5,900	6,000	
Total Overlap Between Dependant Categories	573	561	667	547	579	571	564	184	166	158	150	152	150	140	130	120	120	110	110	100	100	90	
<b>Total Dependents</b>	<b>34,758</b>	<b>33,010</b>	<b>31,202</b>	<b>29,363</b>	<b>28,170</b>	<b>27,402</b>	<b>26,370</b>	<b>23,407</b>	<b>22,496</b>	<b>21,899</b>	<b>21,279</b>	<b>21,129</b>	<b>20,900</b>	<b>20,600</b>	<b>20,300</b>	<b>20,000</b>	<b>19,600</b>	<b>19,300</b>	<b>18,900</b>	<b>18,500</b>	<b>18,000</b>	<b>17,600</b>	
<b>Total Veterans and Total Dependents Overlap</b>	<b>292</b>	<b>260</b>	<b>248</b>	<b>240</b>	<b>249</b>	<b>357</b>	<b>399</b>	<b>375</b>	<b>391</b>	<b>400</b>	<b>411</b>	<b>428</b>	<b>400</b>	<b>500</b>	<b>500</b>	<b>500</b>	<b>500</b>	<b>500</b>	<b>500</b>	<b>600</b>	<b>600</b>	<b>600</b>	
<b>Net Total Clients *****</b>	<b>83,719</b>	<b>81,841</b>	<b>80,533</b>	<b>80,022</b>	<b>86,040</b>	<b>97,965</b>	<b>102,221</b>	<b>104,974</b>	<b>107,901</b>	<b>111,087</b>	<b>113,322</b>	<b>114,273</b>	<b>115,200</b>	<b>117,100</b>	<b>118,900</b>	<b>120,500</b>	<b>122,000</b>	<b>123,300</b>	<b>124,500</b>	<b>125,600</b>	<b>126,500</b>	<b>127,300</b>	

\* Starting on 1 January 2022, the Disability Pension has been renamed to the Disability Compensation Payment. This was done to reflect the fact that the Disability Pension is not an income support pension but is instead a compensation payment.

\*\* Please note that the "Treatment Cards, Allowances or Accepted Disabilities Only" category counts all DVA veteran clients, excluding recipients of the Veteran Service Pension or Disability Compensation Payment (DCP).

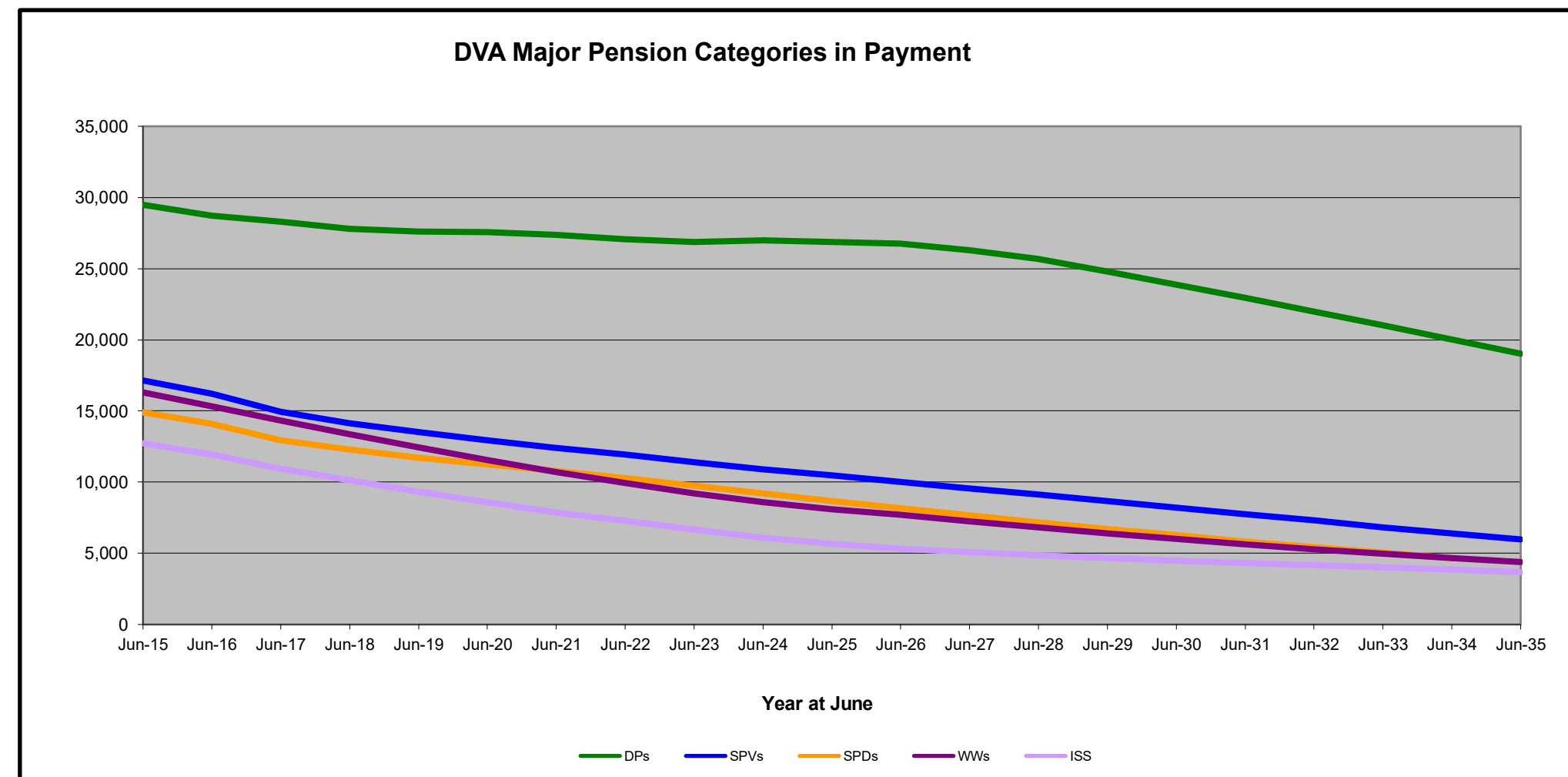
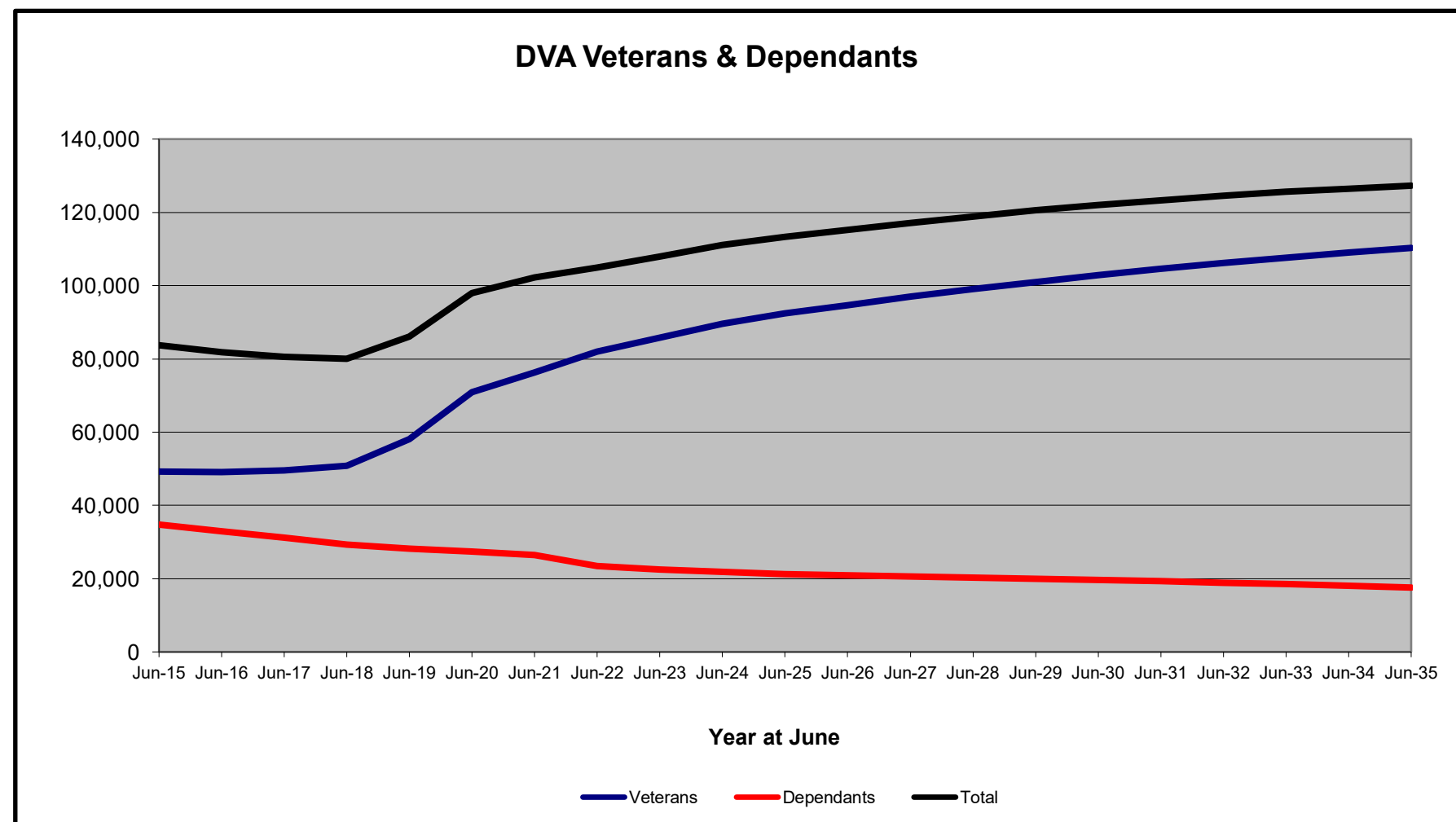
\*\*\* Adequate Means of Support Pensions (AMS) were granted prior to 6 June 1985. AMS is paid by DVA if the death of an ex-service man or woman is accepted to have been due to war service, and that person's death left a dependant or other near relative without adequate means of support.

\*\*\*\* DFISA was abolished on 1 January 2022, since the payment became redundant when DVA's Disability Compensation Payment and some other relevant DVA payments were exempted from means tests for social security income support.

\*\*\*\*\* From June 2014 this report contains a more complete count of total DVA clients. The previous count; Net Total Beneficiaries; included all persons receiving a VEA pension/allowance or holding a treatment or pharmaceutical entitlement card.

In contrast, the Net Total Client count also includes any veteran with one or more service related disabilities accepted under the DRCA or the MRCA as well as dependent children of veterans currently receiving student payments under the VCES or MRCAETS.

The VETS Act closes the VEA and DRCA to new claims from 1 July 2026. From this date, all compensation and rehabilitation claims will be determined under a single ongoing Act – the improved MRCA.



Date of Most Recent Actual Data : 2 January 2026

Continued next page

# DVA PROJECTED BENEFICIARY NUMBERS WITH ACTUALS TO 31 DECEMBER 2025 - QUEENSLAND

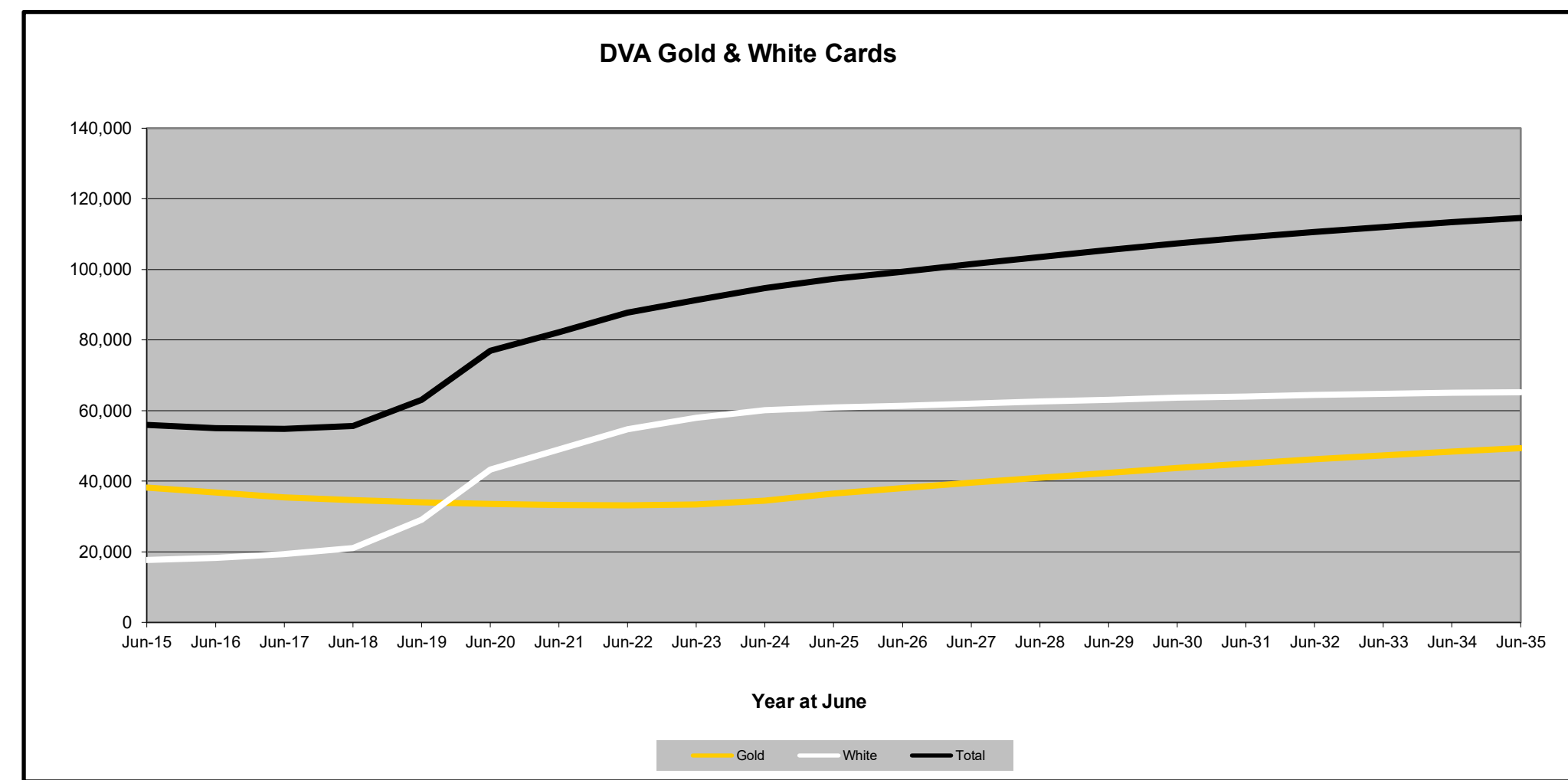
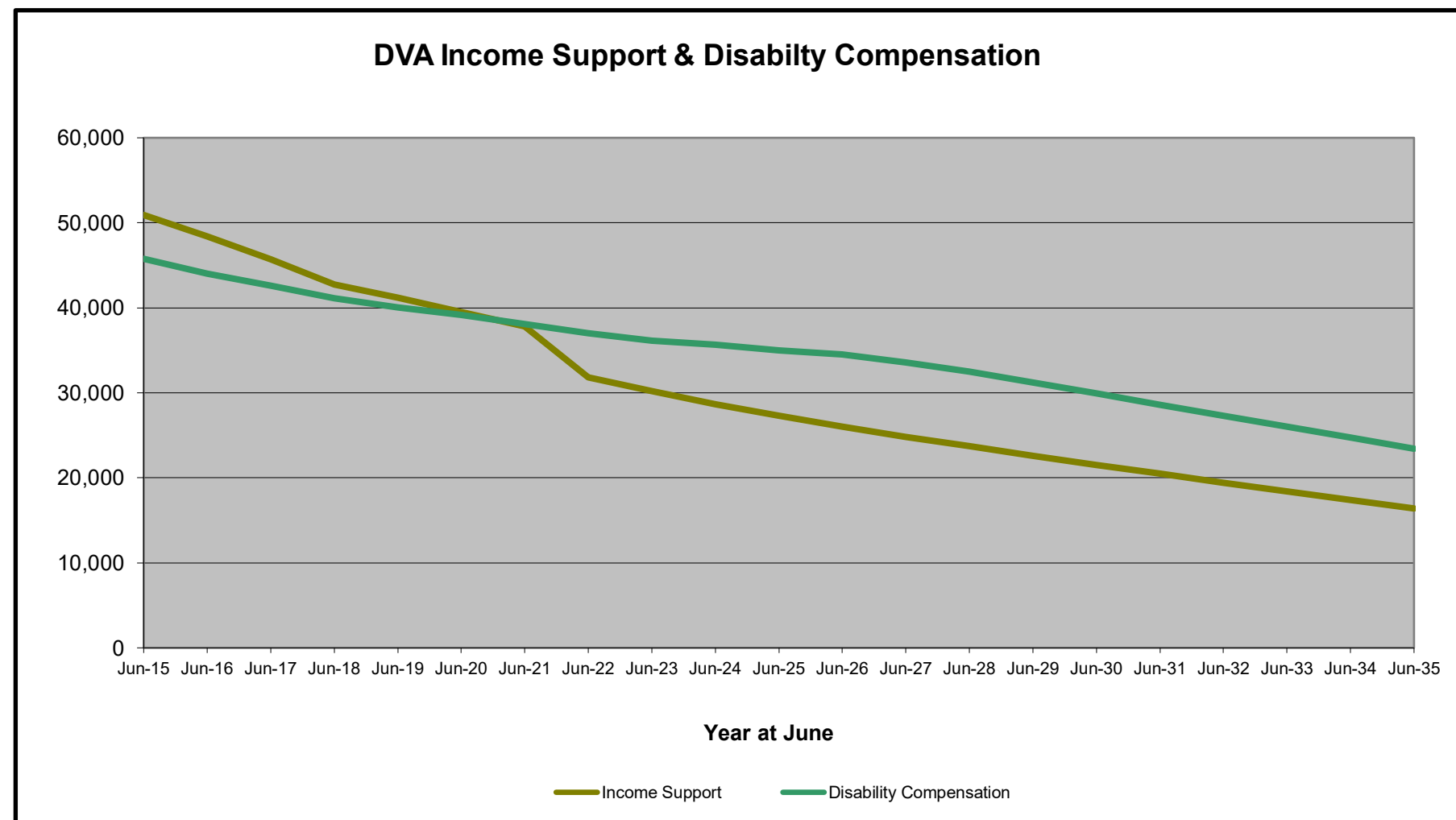
## Executive Summary of DVA Beneficiaries in Receipt of Pension(s), Allowance(s) or Health Care

BENEFICIARY CATEGORY (Subsets of Net Total Beneficiaries on Previous Page)	ACTUAL DATA												FORECAST DATA										
	June 2015	June 2016	June 2017	June 2018	June 2019	June 2020	June 2021	June 2022	June 2023	June 2024	June 2025	Dec 2025	June 2026	June 2027	June 2028	June 2029	June 2030	June 2031	June 2032	June 2033	June 2034	June 2035	
<b>Health Treatment Card Holders :</b>																							
Gold Cards	38,253	36,740	35,479	34,602	33,973	33,625	33,226	33,162	33,415	34,553	36,422	37,438	38,100	39,500	41,000	42,400	43,700	45,000	46,200	47,300	48,400	49,400	
White Cards	17,682	18,268	19,346	21,055	29,015	43,339	49,044	54,647	57,886	60,175	60,889	60,880	61,300	62,000	62,600	63,100	63,600	64,000	64,400	64,700	65,000	65,200	
<b>Total Health Treatment Cards</b>	<b>55,935</b>	<b>55,008</b>	<b>54,825</b>	<b>55,657</b>	<b>62,988</b>	<b>76,964</b>	<b>82,270</b>	<b>87,809</b>	<b>91,301</b>	<b>94,728</b>	<b>97,311</b>	<b>98,318</b>	<b>99,400</b>	<b>101,500</b>	<b>103,600</b>	<b>105,500</b>	<b>107,300</b>	<b>109,000</b>	<b>110,600</b>	<b>112,000</b>	<b>113,400</b>	<b>114,600</b>	
Repatriation Pharmaceutical Benefits Cards (Orange Cards)	845	670	535	396	300	229	176	109	71	54	36	31	30	20	10	10	0	0	0	0	0	0	
<b>Other Income Support Categories:</b>																							
Income Support Supplement	12,727	11,935	10,923	10,126	9,326	8,590	7,872	7,274	6,661	6,107	5,678	5,463	5,300	5,100	4,900	4,700	4,500	4,300	4,200	4,000	3,800	3,700	
Age Pensioners	1,022	1,054	1,062	1,075	1,231	1,310	1,381	1,514	1,618	1,630	1,672	1,704	1,700	1,800	1,800	1,800	1,900	1,900	1,900	1,900	1,900	1,900	
Commonwealth Seniors Health Cards (CSHC)	942	855	1,625	856	889	866	811	799	804	783	801	798	800	800	700	700	700	700	600	600	600	600	
Defence Force Income Support Supplement (DFISA) (a)	5,017	5,117	5,083	5,193	5,567	5,673	5,799	0	0	0	0	0	0	0	0	0	0	0	0	0	0	0	
<b>Total Income Support Beneficiaries (b)</b>	<b>50,921</b>	<b>48,383</b>	<b>45,703</b>	<b>42,771</b>	<b>41,161</b>	<b>39,507</b>	<b>37,830</b>	<b>31,821</b>	<b>30,223</b>	<b>28,633</b>	<b>27,286</b>	<b>26,612</b>	<b>26,000</b>	<b>24,800</b>	<b>23,700</b>	<b>22,600</b>	<b>21,500</b>	<b>20,500</b>	<b>19,400</b>	<b>18,400</b>	<b>17,400</b>	<b>16,400</b>	
<b>Total Disability Compensation Beneficiaries (c)</b>	<b>45,764</b>	<b>44,033</b>	<b>42,608</b>	<b>41,137</b>	<b>40,032</b>	<b>39,140</b>	<b>38,120</b>	<b>37,027</b>	<b>36,125</b>	<b>35,636</b>	<b>35,012</b>	<b>34,774</b>	<b>34,500</b>	<b>33,600</b>	<b>32,500</b>	<b>31,200</b>	<b>29,900</b>	<b>28,600</b>	<b>27,300</b>	<b>26,000</b>	<b>24,700</b>	<b>23,400</b>	

(a) - DFISA was abolished on 1 January 2022, since the payment became redundant when DVA's Disability Compensation Payment and some other relevant DVA payments were exempted from means tests for social security income support.

(b) - Includes veteran service pensions, dependant service pensions, income support supplement, age pensions, commonwealth seniors health cards and DFISA recipients.

(c) - Includes disability, war widow, orphan and adequate means of support pensions.



Date of Most Recent Actual Data : 2 January 2026

# DVA PROJECTED BENEFICIARY NUMBERS WITH ACTUALS TO 31 DECEMBER 2025 - WESTERN AUSTRALIA

## Executive Summary of DVA Beneficiaries in Receipt of Pension(s), Allowance(s) or Health Care

BENEFICIARY CATEGORY	ACTUAL DATA												FORECAST DATA										
	June 2015	June 2016	June 2017	June 2018	June 2019	June 2020	June 2021	June 2022	June 2023	June 2024	June 2025	Dec 2025	June 2026	June 2027	June 2028	June 2029	June 2030	June 2031	June 2032	June 2033	June 2034	June 2035	
<b>Veterans :</b>																							
Disability Compensation Payment Recipients*	9,515	9,236	8,940	8,683	8,464	8,398	8,328	8,210	8,043	8,061	7,962	7,937	7,900	7,700	7,500	7,300	7,000	6,700	6,400	6,100	5,800	5,500	
Age Pension Veterans (Included Above)	190	196	201	189	187	197	196	217	233	243	245	251	300	300	300	300	300	300	300	300	300	400	
Service Pension Veterans	6,893	6,487	5,940	5,629	5,327	5,074	4,880	4,641	4,423	4,221	3,975	3,862	3,800	3,600	3,400	3,200	3,000	2,800	2,600	2,300	2,100	1,900	
Disability Compensation Payment Recipient & Service Pension Veteran Overlap*	4,380	4,224	3,920	3,782	3,631	3,522	3,428	3,303	3,178	3,057	2,892	2,818	2,800	2,600	2,500	2,300	2,200	2,000	1,800	1,700	1,500	1,300	
Treatment Cards, Allowances or Accepted Disabilities Only**	5,963	6,103	6,243	6,693	8,300	12,450	14,201	16,197	17,584	18,787	19,981	20,437	20,900	22,000	23,000	24,100	25,000	25,900	26,800	27,700	28,500	29,200	
MRCA Veterans	1,861	2,091	2,246	2,515	3,086	3,609	4,162	4,629	5,351	6,585	7,543	7,910	8,300	9,700	10,800	12,100	13,300	14,400	15,500	16,500	17,500	18,400	
DRCA Veterans	5,740	5,800	5,781	5,792	5,963	6,196	6,378	6,623	6,808	7,165	7,397	7,560	7,600	7,700	7,800	7,700	7,500	7,400	7,200	7,100	6,900	6,800	
<b>Total Veterans</b>	<b>17,991</b>	<b>17,602</b>	<b>17,203</b>	<b>17,223</b>	<b>18,460</b>	<b>22,400</b>	<b>23,981</b>	<b>25,745</b>	<b>26,872</b>	<b>28,012</b>	<b>29,026</b>	<b>29,418</b>	<b>29,800</b>	<b>30,700</b>	<b>31,500</b>	<b>32,200</b>	<b>32,800</b>	<b>33,400</b>	<b>34,000</b>	<b>34,500</b>	<b>34,900</b>	<b>35,300</b>	
<b>Dependants :</b>																							
Service Pension Dependents	6,981	6,598	6,009	5,669	5,351	5,050	4,831	4,546	4,290	4,015	3,735	3,581	3,500	3,300	3,100	2,900	2,700	2,500	2,300	2,200	2,000	1,900	
War Widow(er)s	5,459	5,129	4,768	4,435	4,150	3,867	3,542	3,273	2,998	2,824	2,672	2,589	2,500	2,400	2,200	2,100	2,000	1,800	1,700	1,600	1,500	1,400	
Orphans	10	10	15	15	13	11	15	16	13	11	10	6	10	10	10	10	0	0	0	0	0	0	
Adequate Means of Support (AMS) ***	25	24	24	23	21	21	21	20	19	18	17	17	20	20	20	20	20	20	20	20	10	10	
Age Pension Partners	162	162	166	154	153	154	155	158	161	156	156	152	150	150	150	150	150	150	150	150	150	140	
Commonwealth Seniors Health Cards (CSHC) Dependents	496	464	608	433	408	383	353	328	315	296	304	291	300	300	300	200	200	200	200	190	180		
Defence Force Income Support Supplement (DFISA) Dependents ****	521	510	487	477	485	488	478	0	0	0	0	0	0	0	0	0	0	0	0	0	0	0	
MRCA Dependents	20	25	23	30	37	43	43	37	40	49	60	69	70	140	220	310	400	480	560	640	700	750	
Other Dependents	272	274	269	284	288	443	445	449	492	579	713	822	900	1,000	1,100	1,100	1,200	1,300	1,300	1,300	1,400	1,400	
Total Overlap Between Dependant Categories	434	415	420	360	343	323	297	186	172	165	162	150	140	130	120	110	110	100	100	90	90	80	
<b>Total Dependents</b>	<b>13,512</b>	<b>12,781</b>	<b>11,949</b>	<b>11,160</b>	<b>10,563</b>	<b>10,137</b>	<b>9,586</b>	<b>8,641</b>	<b>8,156</b>	<b>7,783</b>	<b>7,505</b>	<b>7,377</b>	<b>7,300</b>	<b>7,100</b>	<b>6,900</b>	<b>6,700</b>	<b>6,500</b>	<b>6,400</b>	<b>6,200</b>	<b>6,000</b>	<b>5,900</b>	<b>5,700</b>	
<b>Total Veterans and Total Dependents Overlap</b>	<b>149</b>	<b>133</b>	<b>113</b>	<b>98</b>	<b>93</b>	<b>113</b>	<b>118</b>	<b>111</b>	<b>102</b>	<b>109</b>	<b>100</b>	<b>105</b>	<b>110</b>	<b>120</b>	<b>130</b>	<b>140</b>	<b>140</b>	<b>150</b>	<b>160</b>	<b>160</b>	<b>170</b>	<b>170</b>	
<b>Net Total Clients *****</b>	<b>31,354</b>	<b>30,250</b>	<b>29,039</b>	<b>28,288</b>	<b>28,938</b>	<b>32,424</b>	<b>33,449</b>	<b>34,275</b>	<b>34,926</b>	<b>35,686</b>	<b>36,431</b>	<b>36,690</b>	<b>37,000</b>	<b>37,600</b>	<b>38,200</b>	<b>38,800</b>	<b>39,200</b>	<b>39,600</b>	<b>40,000</b>	<b>40,400</b>	<b>40,600</b>	<b>40,900</b>	

\* Starting on 1 January 2022, the Disability Pension has been renamed to the Disability Compensation Payment. This was done to reflect the fact that the Disability Pension is not an income support pension but is instead a compensation payment.

\*\* Please note that the "Treatment Cards, Allowances or Accepted Disabilities Only" category counts all DVA veteran clients, excluding recipients of the Veteran Service Pension or Disability Compensation Payment (DCP).

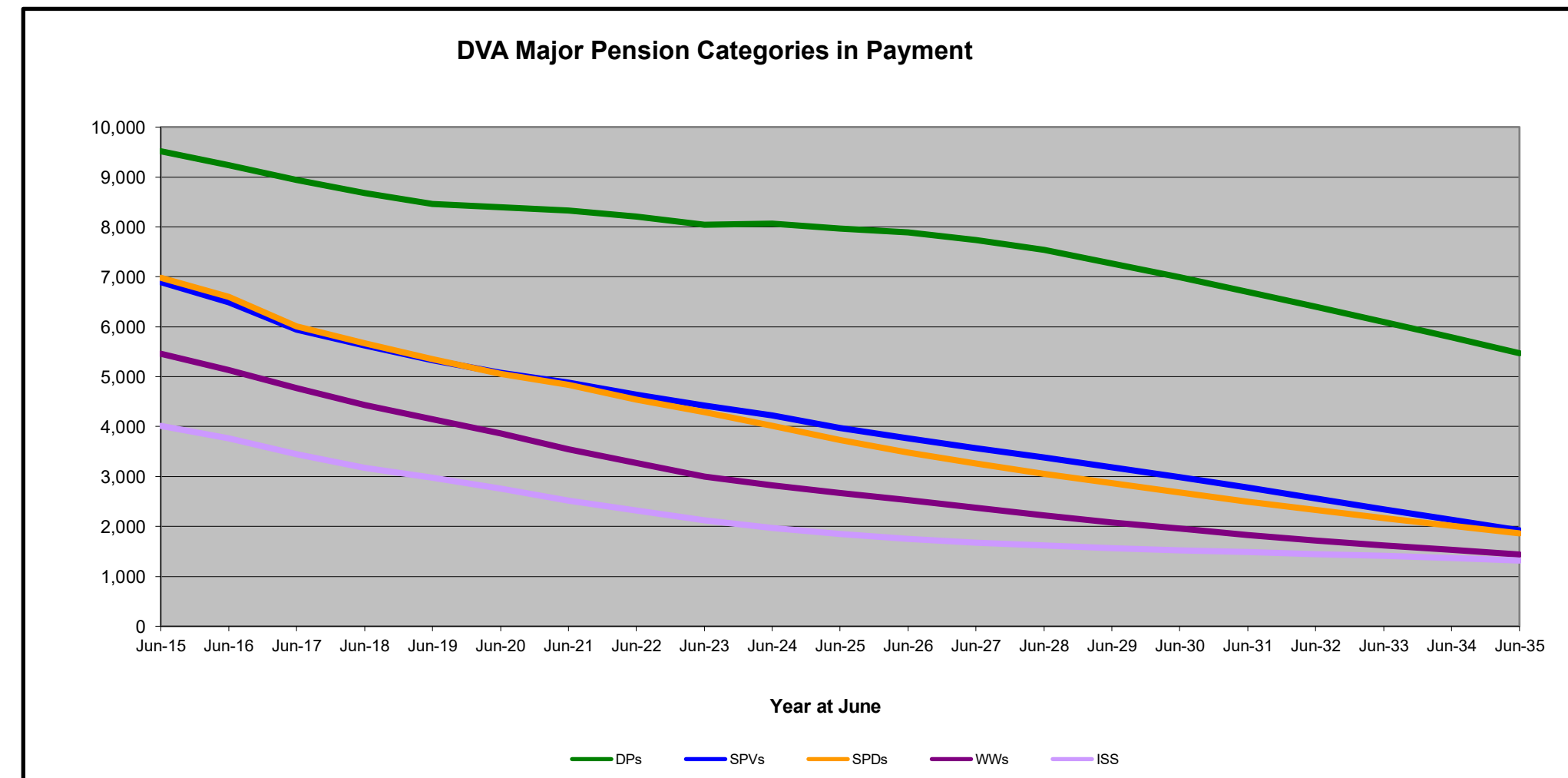
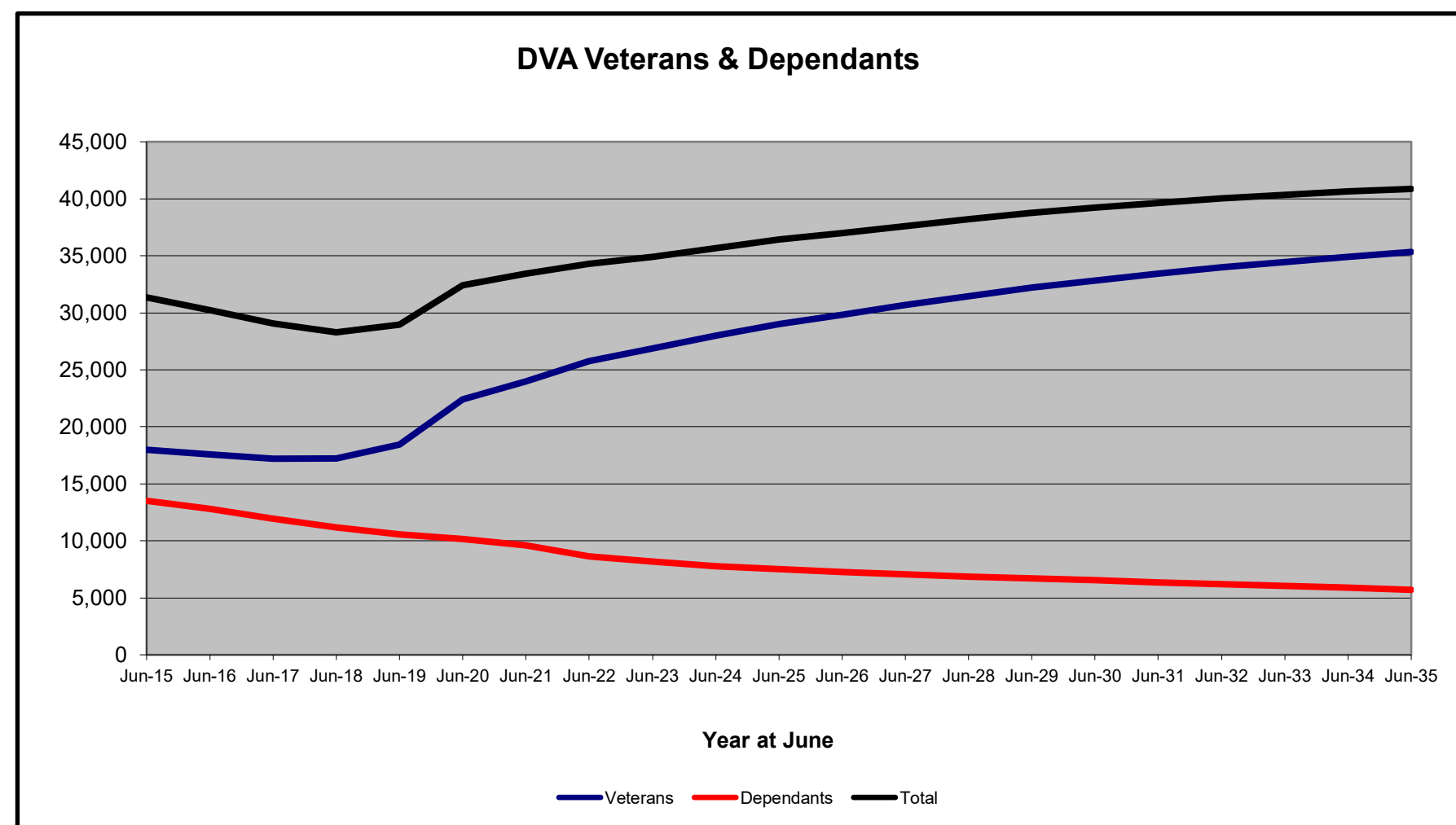
\*\*\* Adequate Means of Support Pensions (AMS) were granted prior to 6 June 1985. AMS is paid by DVA if the death of an ex-service man or woman is accepted to have been due to war service, and that person's death left a dependant or other near relative without adequate means of support.

\*\*\*\* DFISA was abolished on 1 January 2022, since the payment became redundant when DVA's Disability Compensation Payment and some other relevant DVA payments were exempted from means tests for social security income support.

\*\*\*\*\* From June 2014 this report contains a more complete count of total DVA clients. The previous count; Net Total Beneficiaries; included all persons receiving a VEA pension/allowance or holding a treatment or pharmaceutical entitlement card.

In contrast, the Net Total Client count also includes any veteran with one or more service related disabilities accepted under the DRCA or the MRCA as well as dependent children of veterans currently receiving student payments under the VCES or MRCAETS.

The VETS Act closes the VEA and DRCA to new claims from 1 July 2026. From this date, all compensation and rehabilitation claims will be determined under a single ongoing Act – the improved MRCA.



Date of Most Recent Actual Data : 2 January 2026

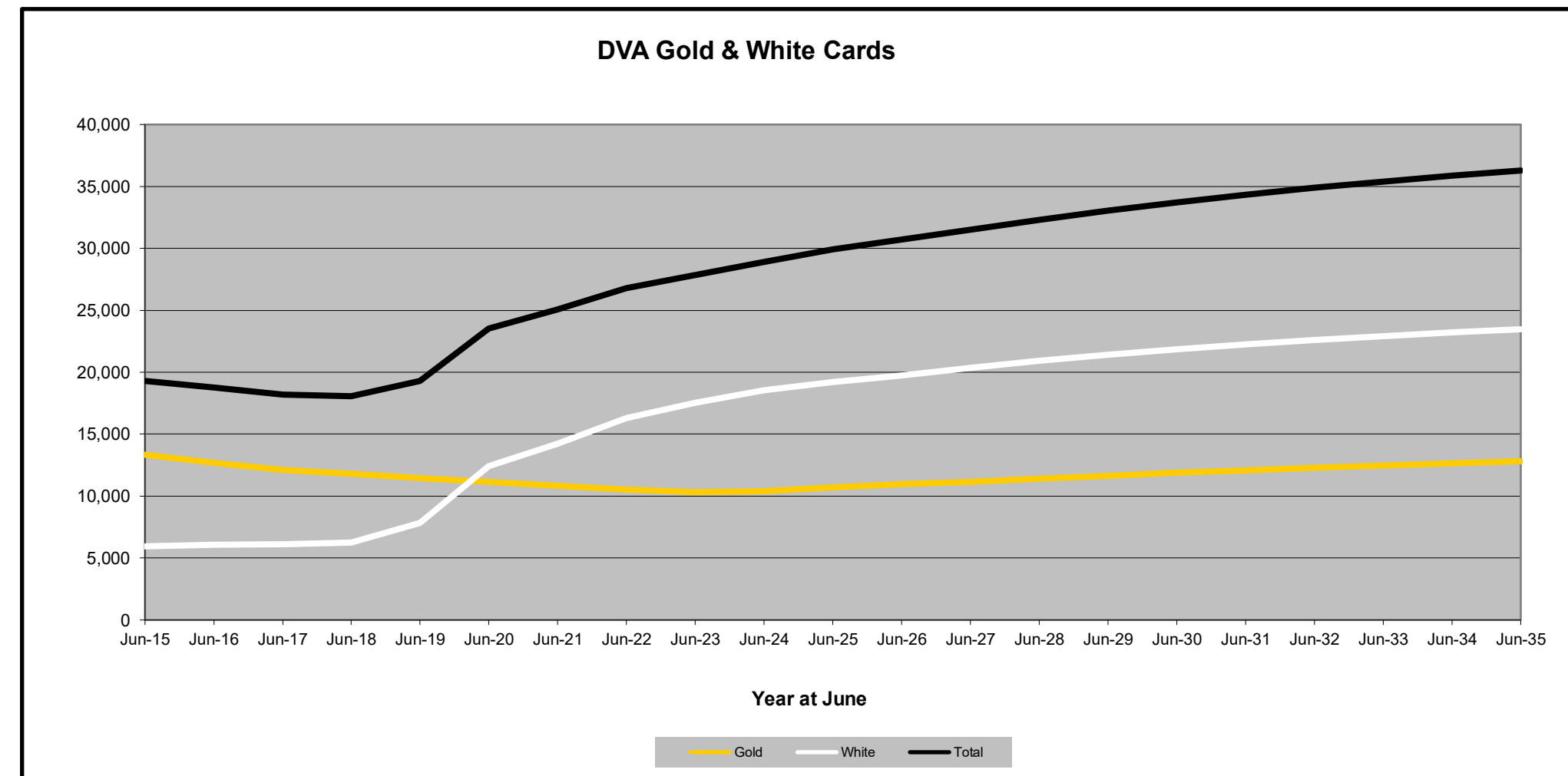
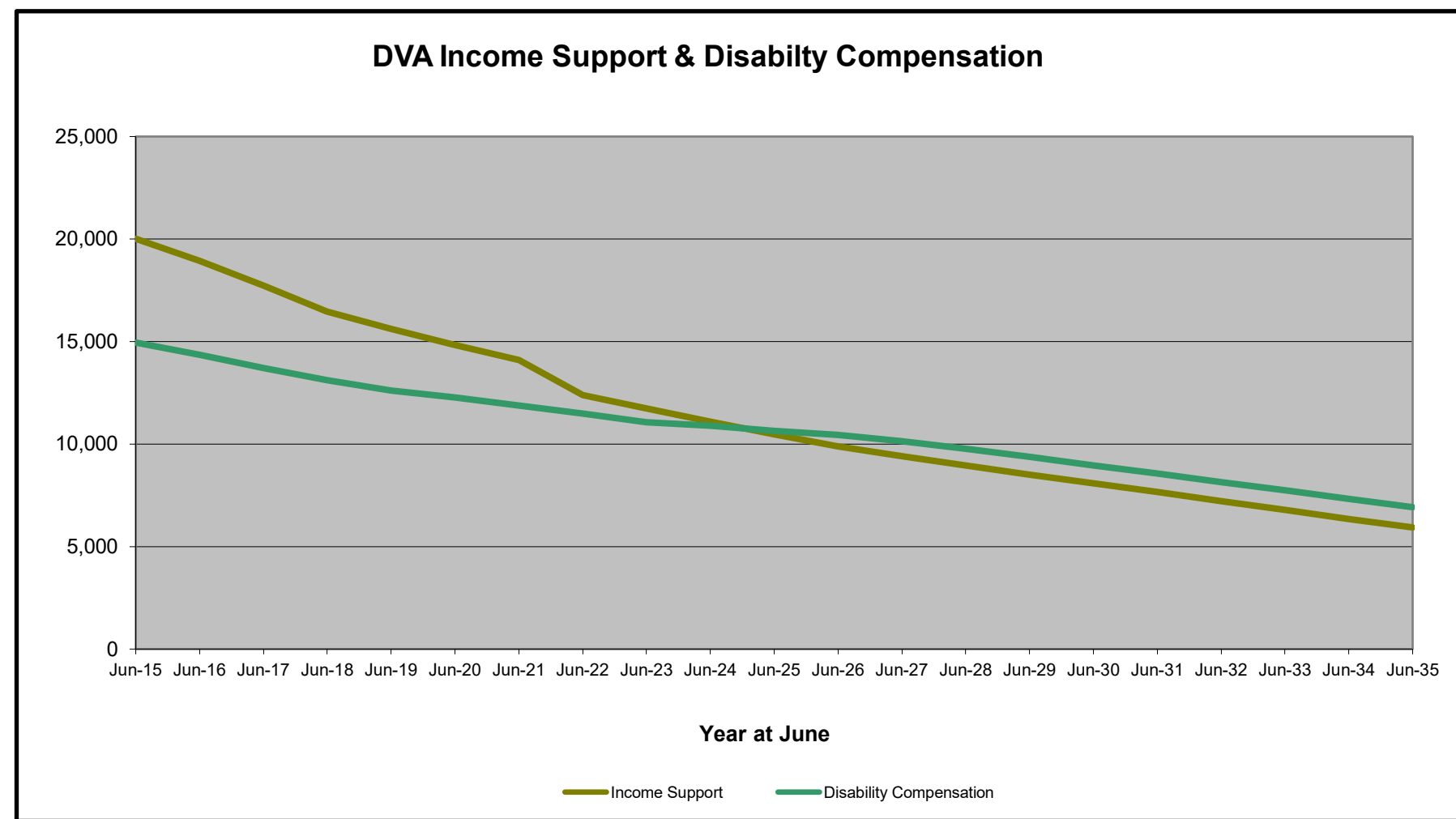
Continued next page

# DVA PROJECTED BENEFICIARY NUMBERS WITH ACTUALS TO 31 DECEMBER 2025 - WESTERN AUSTRALIA

## Executive Summary of DVA Beneficiaries in Receipt of Pension(s), Allowance(s) or Health Care

BENEFICIARY CATEGORY (Subsets of Net Total Beneficiaries on Previous Page)	ACTUAL DATA													FORECAST DATA									
	June 2015	June 2016	June 2017	June 2018	June 2019	June 2020	June 2021	June 2022	June 2023	June 2024	June 2025	Dec 2025	June 2026	June 2027	June 2028	June 2029	June 2030	June 2031	June 2032	June 2033	June 2034	June 2035	
<b>Health Treatment Card Holders :</b>																							
Gold Cards	13,341	12,669	12,114	11,810	11,435	11,145	10,851	10,524	10,320	10,390	10,693	10,859	10,900	11,200	11,400	11,600	11,900	12,100	12,300	12,500	12,700	12,800	
White Cards	5,945	6,088	6,096	6,256	7,843	12,401	14,208	16,283	17,514	18,531	19,209	19,422	19,700	20,400	20,900	21,400	21,800	22,200	22,600	22,900	23,200	23,500	
<b>Total Health Treatment Cards</b>	<b>19,286</b>	<b>18,757</b>	<b>18,210</b>	<b>18,066</b>	<b>19,278</b>	<b>23,546</b>	<b>25,059</b>	<b>26,807</b>	<b>27,834</b>	<b>28,921</b>	<b>29,902</b>	<b>30,281</b>	<b>30,700</b>	<b>31,500</b>	<b>32,300</b>	<b>33,000</b>	<b>33,700</b>	<b>34,300</b>	<b>34,900</b>	<b>35,400</b>	<b>35,900</b>	<b>36,300</b>	
Repatriation Pharmaceutical Benefits Cards (Orange Cards)	624	503	391	314	238	175	135	95	64	46	32	25	20	10	10	0	0	0	0	0	0	0	
<b>Other Income Support Categories:</b>																							
Income Support Supplement	4,014	3,765	3,449	3,178	2,975	2,760	2,519	2,320	2,122	1,974	1,849	1,790	1,700	1,700	1,600	1,600	1,500	1,500	1,400	1,400	1,400	1,300	
Age Pensioners	359	365	373	349	347	351	351	375	393	398	399	401	400	400	400	400	500	500	500	500	500	500	
Commonwealth Seniors Health Cards (CSHC)	700	658	939	615	588	568	525	505	500	479	508	498	500	500	500	500	400	400	400	400	400	300	
Defence Force Income Support Supplement (DFISA) (a)	1,304	1,300	1,268	1,244	1,268	1,263	1,237	0	0	0	0	0	0	0	0	0	0	0	0	0	0	0	
<b>Total Income Support Beneficiaries (b)</b>	<b>20,014</b>	<b>18,926</b>	<b>17,731</b>	<b>16,456</b>	<b>15,617</b>	<b>14,820</b>	<b>14,094</b>	<b>12,387</b>	<b>11,728</b>	<b>11,087</b>	<b>10,466</b>	<b>10,132</b>	<b>9,900</b>	<b>9,400</b>	<b>9,000</b>	<b>8,500</b>	<b>8,100</b>	<b>7,600</b>	<b>7,200</b>	<b>6,800</b>	<b>6,400</b>	<b>5,900</b>	
<b>Total Disability Compensation Beneficiaries (c)</b>	<b>14,949</b>	<b>14,349</b>	<b>13,705</b>	<b>13,120</b>	<b>12,617</b>	<b>12,271</b>	<b>11,884</b>	<b>11,499</b>	<b>11,062</b>	<b>10,903</b>	<b>10,653</b>	<b>10,543</b>	<b>10,400</b>	<b>10,100</b>	<b>9,800</b>	<b>9,400</b>	<b>9,000</b>	<b>8,500</b>	<b>8,100</b>	<b>7,700</b>	<b>7,300</b>	<b>6,900</b>	

- (a) - DFISA was abolished on 1 January 2022, since the payment became redundant when DVA's Disability Compensation Payment and some other relevant DVA payments were exempted from means tests for social security income support.
- (b) - Includes veteran service pensions, dependant service pensions, income support supplement, age pensions, commonwealth seniors health cards and DFISA recipients.
- (c) - Includes disability, war widow, orphan and adequate means of support pensions.



Date of Most Recent Actual Data : 2 January 2026

# DVA PROJECTED BENEFICIARY NUMBERS WITH ACTUALS TO 31 DECEMBER 2025 - SOUTH AUSTRALIA

## Executive Summary of DVA Beneficiaries in Receipt of Pension(s), Allowance(s) or Health Care

BENEFICIARY CATEGORY	ACTUAL DATA												FORECAST DATA										
	June 2015	June 2016	June 2017	June 2018	June 2019	June 2020	June 2021	June 2022	June 2023	June 2024	June 2025	Dec 2025	June 2026	June 2027	June 2028	June 2029	June 2030	June 2031	June 2032	June 2033	June 2034	June 2035	
<b>Veterans :</b>																							
Disability Compensation Payment Recipients*	6,866	6,577	6,294	6,088	5,898	5,786	5,713	5,559	5,445	5,426	5,339	5,308	5,300	5,100	5,000	4,800	4,600	4,400	4,200	4,000	3,800	3,600	
Age Pension Veterans (Included Above)	157	148	153	147	154	159	164	179	181	185	185	185	200	200	200	200	200	200	200	200	200	200	
Service Pension Veterans	5,889	5,498	4,942	4,633	4,355	4,103	3,895	3,662	3,437	3,257	3,101	3,033	3,000	2,800	2,700	2,500	2,400	2,200	2,000	1,900	1,700	1,500	
Disability Compensation Payment Recipient & Service Pension Veteran Overlap*	3,689	3,518	3,242	3,105	2,976	2,837	2,732	2,609	2,473	2,349	2,242	2,196	2,100	2,000	1,900	1,800	1,700	1,600	1,400	1,300	1,200	1,100	
Treatment Cards, Allowances or Accepted Disabilities Only**	3,874	3,967	4,154	4,484	5,948	9,507	10,692	12,085	12,990	13,769	14,384	14,681	15,000	15,700	16,300	17,000	17,600	18,200	18,700	19,200	19,700	20,200	
MRCA Veterans	1,264	1,408	1,576	1,860	2,316	2,748	3,102	3,400	3,894	4,727	5,213	5,442	5,700	6,600	7,200	8,000	8,700	9,400	10,000	10,600	11,200	11,700	
DRCA Veterans	3,341	3,391	3,413	3,441	3,520	3,680	3,796	3,922	4,057	4,247	4,416	4,539	4,600	4,700	4,700	4,700	4,600	4,500	4,400	4,300	4,300	4,200	
<b>Total Veterans</b>	<b>12,940</b>	<b>12,524</b>	<b>12,148</b>	<b>12,100</b>	<b>13,225</b>	<b>16,559</b>	<b>17,568</b>	<b>18,697</b>	<b>19,399</b>	<b>20,103</b>	<b>20,582</b>	<b>20,826</b>	<b>21,100</b>	<b>21,600</b>	<b>22,000</b>	<b>22,500</b>	<b>22,900</b>	<b>23,200</b>	<b>23,500</b>	<b>23,800</b>	<b>24,000</b>	<b>24,200</b>	
<b>Dependants :</b>																							
Service Pension Dependants	6,026	5,638	5,131	4,774	4,461	4,164	3,900	3,597	3,328	3,117	2,907	2,819	2,700	2,600	2,400	2,200	2,100	1,900	1,800	1,700	1,500	1,400	
War Widow(er)s	5,905	5,462	5,036	4,604	4,141	3,728	3,378	3,044	2,732	2,495	2,264	2,153	2,100	1,900	1,800	1,700	1,500	1,500	1,400	1,300	1,200	1,100	
Orphans	10	9	8	6	10	9	11	11	12	15	14	8	10	10	10	10	10	10	0	0	0	0	
Adequate Means of Support (AMS) ***	43	43	40	38	38	35	34	33	30	28	27	27	30	30	20	20	20	20	20	20	20	20	
Age Pension Partners	130	128	119	116	111	111	110	111	111	106	98	97	100	90	90	90	80	80	80	70	70	70	
Commonwealth Seniors Health Cards (CSHC) Dependants	266	249	348	215	202	181	168	159	146	136	134	129	130	120	120	120	110	110	110	100	100	100	
Defence Force Income Support Supplement (DFISA) Dependants ****	355	346	326	322	330	326	334	0	0	0	0	0	0	0	0	0	0	0	0	0	0	0	
MRCA Dependants	3	3	10	16	21	25	27	35	40	46	50	51	50	100	150	200	300	300	300	400	400	500	
Other Dependants	155	140	148	150	144	266	262	279	270	337	369	381	400	400	500	500	500	500	500	500	500	500	
Total Overlap Between Dependant Categories	258	249	262	208	192	166	161	89	77	72	56	50	50	40	40	30	30	20	20	20	20	20	
<b>Total Dependants</b>	<b>12,635</b>	<b>11,769</b>	<b>10,904</b>	<b>10,033</b>	<b>9,266</b>	<b>8,679</b>	<b>8,063</b>	<b>7,180</b>	<b>6,592</b>	<b>6,208</b>	<b>5,807</b>	<b>5,615</b>	<b>5,500</b>	<b>5,200</b>	<b>5,000</b>	<b>4,800</b>	<b>4,600</b>	<b>4,400</b>	<b>4,200</b>	<b>4,100</b>	<b>3,900</b>	<b>3,700</b>	
<b>Total Veterans and Total Dependants Overlap</b>	<b>112</b>	<b>91</b>	<b>78</b>	<b>72</b>	<b>77</b>	<b>86</b>	<b>82</b>	<b>72</b>	<b>74</b>	<b>72</b>	<b>76</b>	<b>79</b>	<b>80</b>	<b>80</b>	<b>80</b>	<b>80</b>	<b>80</b>	<b>80</b>	<b>80</b>	<b>80</b>	<b>80</b>	<b>80</b>	
<b>Nett Total Clients *****</b>	<b>25,463</b>	<b>24,202</b>	<b>22,974</b>	<b>22,063</b>	<b>22,421</b>	<b>25,152</b>	<b>25,549</b>	<b>25,805</b>	<b>25,917</b>	<b>26,239</b>	<b>26,313</b>	<b>26,362</b>	<b>26,500</b>	<b>26,700</b>	<b>27,000</b>	<b>27,200</b>	<b>27,400</b>	<b>27,500</b>	<b>27,700</b>	<b>27,800</b>	<b>27,800</b>	<b>27,900</b>	

\* Starting on 1 January 2022, the Disability Pension has been renamed to the Disability Compensation Payment. This was done to reflect the fact that the Disability Pension is not an income support pension but is instead a compensation payment.

\*\* Please note that the "Treatment Cards, Allowances or Accepted Disabilities Only" category counts all DVA veteran clients, excluding recipients of the Veteran Service Pension or Disability Compensation Payment (DCP).

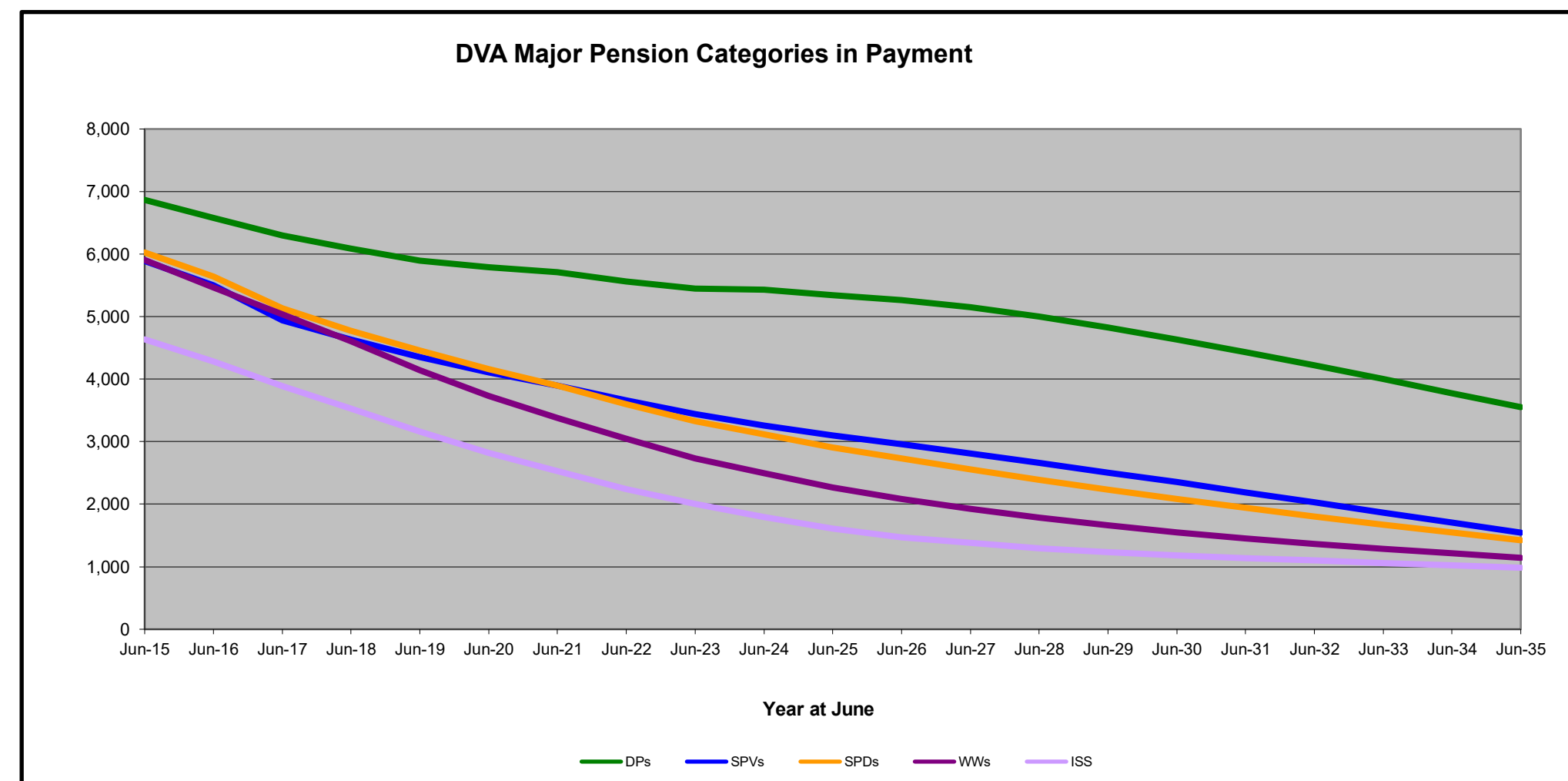
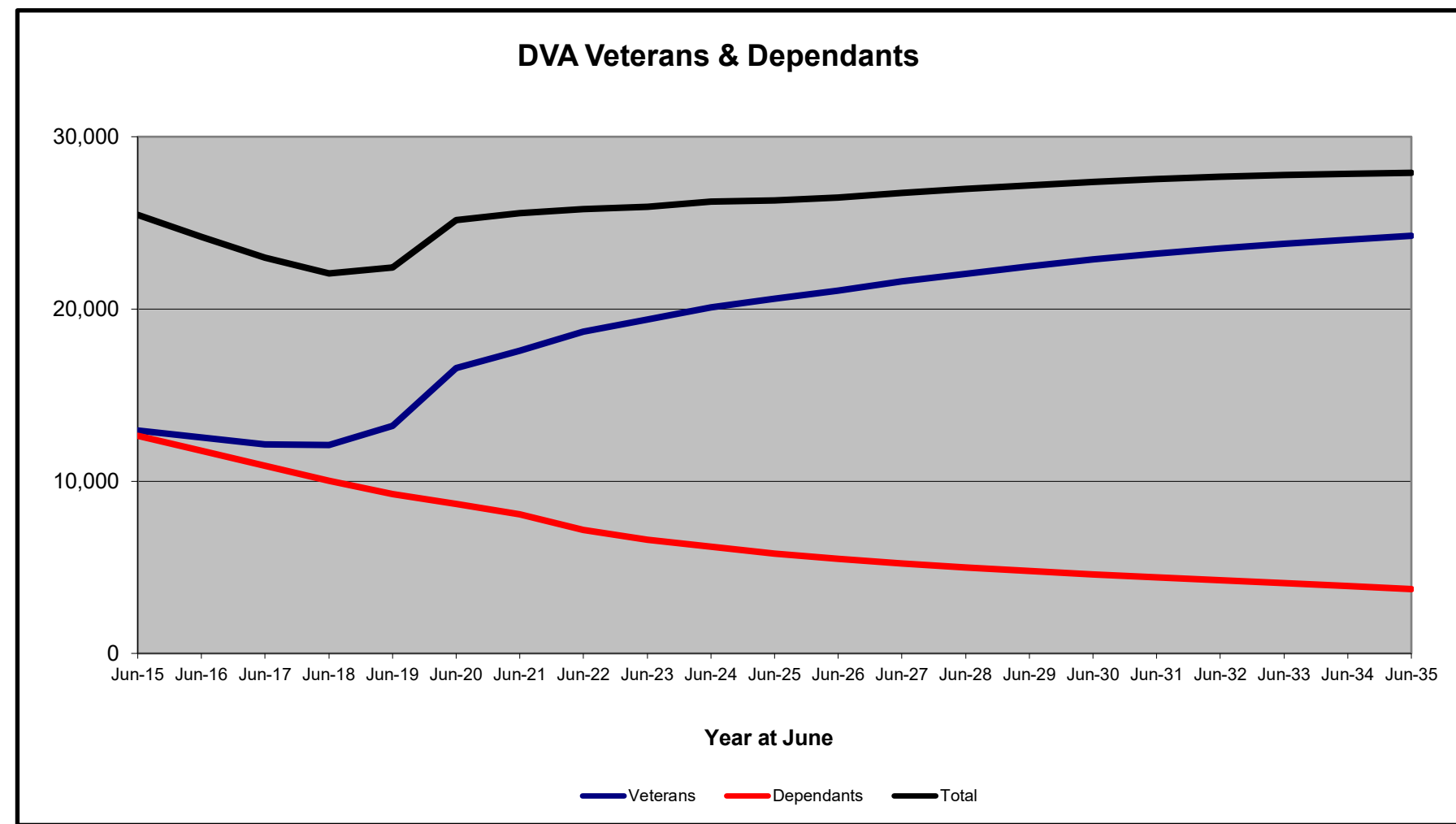
\*\*\* Adequate Means of Support Pensions (AMS) were granted prior to 6 June 1985. AMS is paid by DVA if the death of an ex-service man or woman is accepted to have been due to war service, and that person's death left a dependant or other near relative without adequate means of support.

\*\*\*\* DFISA was abolished on 1 January 2022, since the payment became redundant when DVA's Disability Compensation Payment and some other relevant DVA payments were exempted from means tests for social security income support.

\*\*\*\*\* From June 2014 this report contains a more complete count of total DVA clients. The previous count; Net Total Beneficiaries; included all persons receiving a VEA pension/allowance or holding a treatment or pharmaceutical entitlement card.

In contrast, the Nett Total Client count also includes any veteran with one or more service related disabilities accepted under the DRCA or the MRCA as well as dependent children of veterans currently receiving student payments under the VCES or MRCAETS.

The VETS Act closes the VEA and DRCA to new claims from 1 July 2026. From this date, all compensation and rehabilitation claims will be determined under a single ongoing Act – the improved MRCA.



Date of Most Recent Actual Data : 2 January 2026

Continued next page

# DVA PROJECTED BENEFICIARY NUMBERS WITH ACTUALS TO 31 DECEMBER 2025 - SOUTH AUSTRALIA

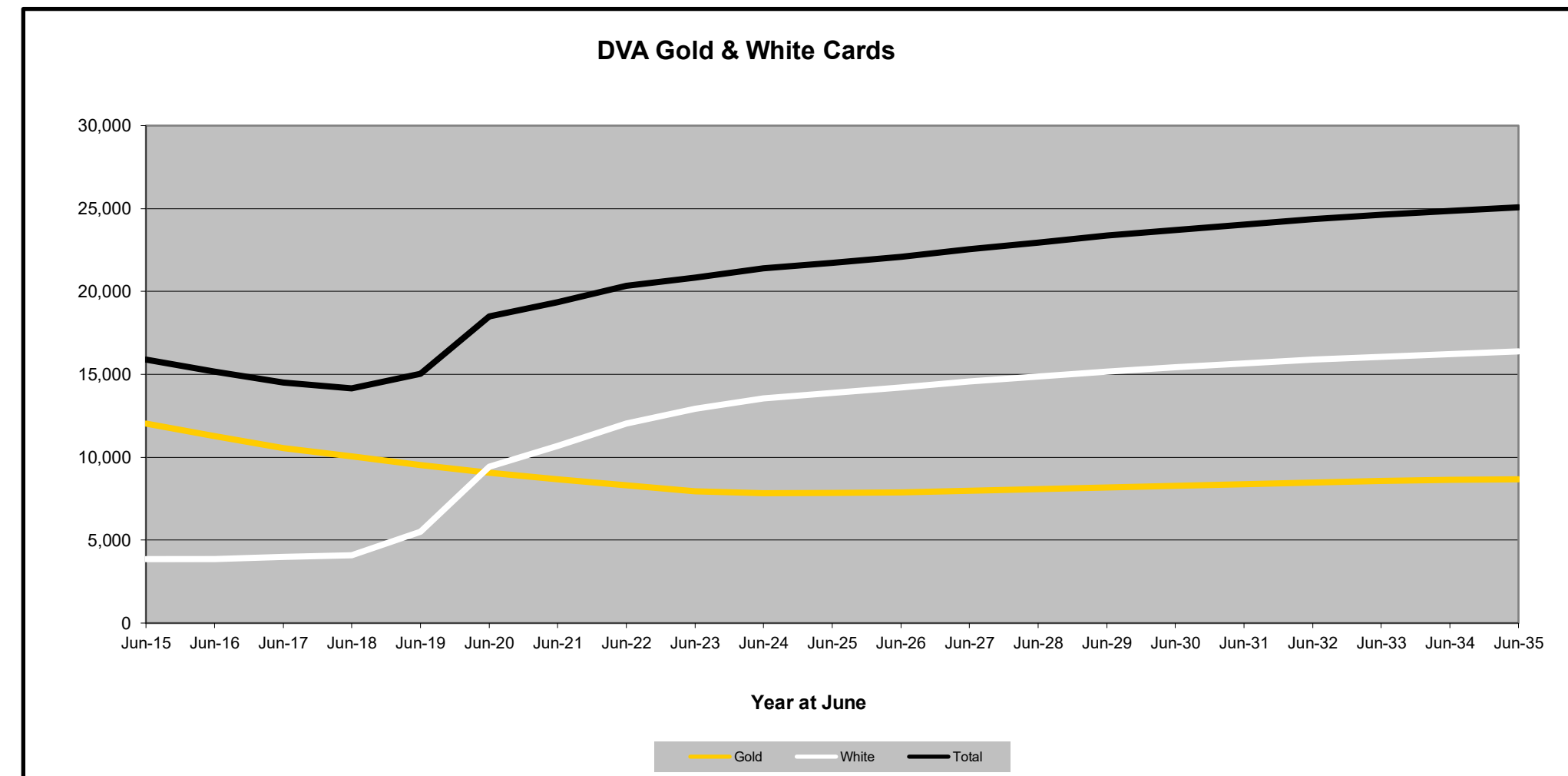
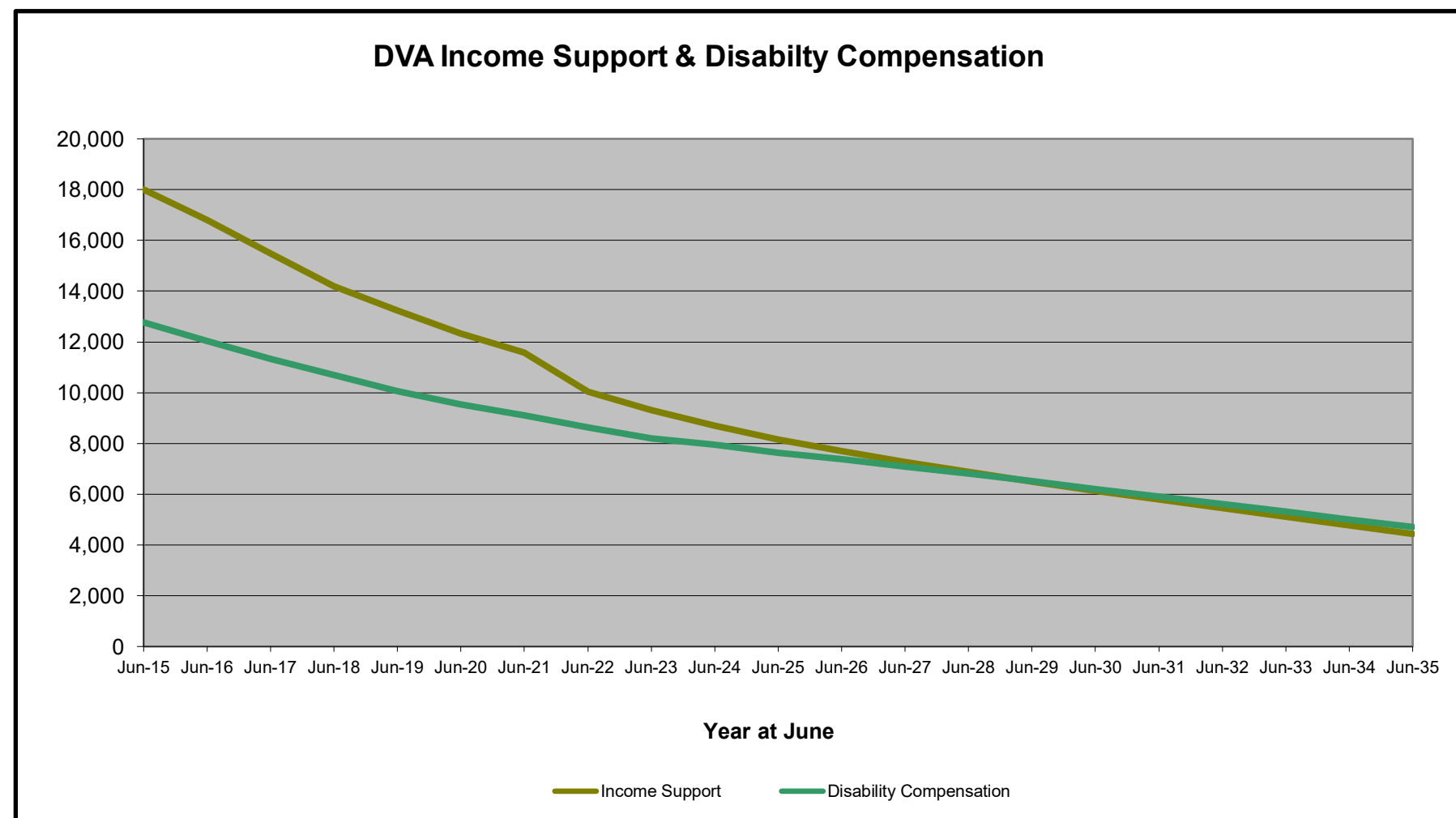
## Executive Summary of DVA Beneficiaries in Receipt of Pension(s), Allowance(s) or Health Care

BENEFICIARY CATEGORY (Subsets of Net Total Beneficiaries on Previous Page)	ACTUAL DATA												FORECAST DATA										
	June 2015	June 2016	June 2017	June 2018	June 2019	June 2020	June 2021	June 2022	June 2023	June 2024	June 2025	Dec 2025	June 2026	June 2027	June 2028	June 2029	June 2030	June 2031	June 2032	June 2033	June 2034	June 2035	
<b>Health Treatment Card Holders :</b>																							
Gold Cards	12,032	11,286	10,543	10,072	9,530	9,076	8,679	8,306	7,936	7,832	7,846	7,855	7,900	8,000	8,100	8,200	8,300	8,400	8,500	8,600	8,600	8,700	
White Cards	3,857	3,870	3,977	4,083	5,516	9,432	10,669	12,023	12,908	13,556	13,871	14,025	14,200	14,600	14,900	15,200	15,400	15,700	15,900	16,100	16,200	16,400	
<b>Total Health Treatment Cards</b>	<b>15,889</b>	<b>15,156</b>	<b>14,520</b>	<b>14,155</b>	<b>15,046</b>	<b>18,508</b>	<b>19,348</b>	<b>20,329</b>	<b>20,844</b>	<b>21,388</b>	<b>21,717</b>	<b>21,880</b>	<b>22,100</b>	<b>22,500</b>	<b>22,900</b>	<b>23,400</b>	<b>23,700</b>	<b>24,000</b>	<b>24,400</b>	<b>24,600</b>	<b>24,900</b>	<b>25,100</b>	
Repatriation Pharmaceutical Benefits Cards (Orange Cards)	607	492	396	295	214	157	114	74	46	33	16	15	10	10	0	0	0	0	0	0	0	0	
<b>Other Income Support Categories:</b>																							
Income Support Supplement	4,636	4,284	3,891	3,528	3,158	2,821	2,531	2,242	2,002	1,798	1,606	1,527	1,500	1,400	1,300	1,200	1,200	1,100	1,100	1,100	1,000	1,000	
Age Pensioners	288	277	274	265	266	269	273	289	292	292	283	282	300	300	300	300	300	300	300	300	300	300	
Commonwealth Seniors Health Cards (CSHC)	390	360	553	318	301	284	266	257	249	235	247	247	200	200	200	200	200	200	200	200	200	200	
Defence Force Income Support Supplement (DFISA) (a)	968	944	885	849	884	888	915	0	0	0	0	0	0	0	0	0	0	0	0	0	0	0	
<b>Total Income Support Beneficiaries (b)</b>	<b>18,003</b>	<b>16,808</b>	<b>15,495</b>	<b>14,181</b>	<b>13,232</b>	<b>12,336</b>	<b>11,575</b>	<b>10,047</b>	<b>9,308</b>	<b>8,699</b>	<b>8,144</b>	<b>7,908</b>	<b>7,700</b>	<b>7,300</b>	<b>6,900</b>	<b>6,500</b>	<b>6,100</b>	<b>5,800</b>	<b>5,400</b>	<b>5,100</b>	<b>4,800</b>	<b>4,400</b>	
<b>Total Disability Compensation Beneficiaries (c)</b>	<b>12,769</b>	<b>12,045</b>	<b>11,337</b>	<b>10,699</b>	<b>10,051</b>	<b>9,529</b>	<b>9,114</b>	<b>8,628</b>	<b>8,202</b>	<b>7,949</b>	<b>7,630</b>	<b>7,483</b>	<b>7,400</b>	<b>7,100</b>	<b>6,800</b>	<b>6,500</b>	<b>6,200</b>	<b>5,900</b>	<b>5,600</b>	<b>5,300</b>	<b>5,000</b>	<b>4,700</b>	

(a) - DFISA was abolished on 1 January 2022, since the payment became redundant when DVA's Disability Compensation Payment and some other relevant DVA payments were exempted from means tests for social security income support.

(b) - Includes veteran service pensions, dependant service pensions, income support supplement, age pensions, commonwealth seniors health cards and DFISA recipients.

(c) - Includes disability, war widow, orphan and adequate means of support pensions.



Date of Most Recent Actual Data : 2 January 2026

# DVA PROJECTED BENEFICIARY NUMBERS WITH ACTUALS TO 31 DECEMBER 2025 - TASMANIA

## Executive Summary of DVA Beneficiaries in Receipt of Pension(s), Allowance(s) or Health Care

BENEFICIARY CATEGORY	ACTUAL DATA												FORECAST DATA										
	June 2015	June 2016	June 2017	June 2018	June 2019	June 2020	June 2021	June 2022	June 2023	June 2024	June 2025	Dec 2025	June 2026	June 2027	June 2028	June 2029	June 2030	June 2031	June 2032	June 2033	June 2034	June 2035	
<b>Veterans :</b>																							
Disability Compensation Payment Recipients*	3,005	2,905	2,783	2,695	2,623	2,599	2,540	2,468	2,393	2,393	2,365	2,366	2,400	2,300	2,300	2,200	2,100	2,000	1,900	1,800	1,700	1,700	
Age Pension Veterans (Included Above)	57	56	63	68	66	65	77	82	92	89	87	89	90	100	100	100	110	110	110	110	110	110	
Service Pension Veterans	2,226	2,045	1,830	1,708	1,590	1,494	1,379	1,303	1,216	1,154	1,092	1,071	1,000	1,000	900	900	800	700	600	600	600	500	
Disability Compensation Payment Recipient & Service Pension Veteran Overlap*	1,680	1,570	1,429	1,352	1,271	1,206	1,131	1,076	1,011	960	913	888	900	800	800	700	600	600	500	500	400	400	
Treatment Cards, Allowances or Accepted Disabilities Only**	1,487	1,522	1,587	1,709	2,115	2,924	3,248	3,687	3,976	4,246	4,569	4,679	4,800	5,100	5,400	5,700	6,000	6,300	6,600	6,800	7,100	7,300	
MRCA Veterans	364	421	492	588	718	849	952	1,062	1,198	1,396	1,574	1,672	1,800	2,100	2,400	2,700	3,000	3,300	3,600	3,800	4,100	4,400	
DRCA Veterans	1,638	1,671	1,696	1,711	1,771	1,846	1,906	1,973	2,009	2,094	2,179	2,241	2,300	2,300	2,300	2,300	2,200	2,200	2,200	2,100	2,100	2,100	
<b>Total Veterans</b>	<b>5,038</b>	<b>4,902</b>	<b>4,771</b>	<b>4,760</b>	<b>5,057</b>	<b>5,811</b>	<b>6,036</b>	<b>6,382</b>	<b>6,574</b>	<b>6,833</b>	<b>7,113</b>	<b>7,228</b>	<b>7,400</b>	<b>7,600</b>	<b>7,800</b>	<b>8,000</b>	<b>8,300</b>	<b>8,400</b>	<b>8,600</b>	<b>8,800</b>	<b>9,000</b>	<b>9,100</b>	
<b>Dependants :</b>																							
Service Pension Dependents	2,043	1,912	1,729	1,613	1,506	1,414	1,317	1,229	1,140	1,053	959	924	900	800	800	700	700	600	600	500	500	500	
War Widow(er)s	2,314	2,107	1,913	1,725	1,540	1,412	1,290	1,174	1,068	993	900	839	800	800	700	700	600	600	500	500	500	400	
Orphans	3	2	6	5	5	7	3	5	7	5	8	5	10	10	10	10	10	10	10	0	0	0	
Adequate Means of Support (AMS) ***	20	20	20	17	16	15	14	14	14	14	14	14	10	10	10	10	10	10	10	10	10	10	
Age Pension Partners	42	41	33	37	34	31	35	34	36	36	37	38	40	40	40	40	50	50	50	50	50	50	
Commonwealth Seniors Health Cards (CSHC) Dependents	54	49	93	57	55	46	44	40	38	34	34	36	30	30	30	30	20	20	20	20	20	20	
Defence Force Income Support Supplement (DFISA) Dependents ****	166	167	164	166	179	168	169	0	0	0	0	0	0	0	0	0	0	0	0	0	0	0	
MRCA Dependents	1	3	3	3	6	4	4	4	10	14	20	23	20	50	70	100	120	150	170	190	200	200	
Other Dependents	88	85	84	95	74	117	122	111	106	118	131	142	150	160	170	180	190	190	200	200	200	200	
Total Overlap Between Dependant Categories	66	62	69	61	57	47	47	20	18	19	17	17	20	20	20	20	20	10	20	20	20	20	
<b>Total Dependents</b>	<b>4,665</b>	<b>4,324</b>	<b>3,976</b>	<b>3,657</b>	<b>3,358</b>	<b>3,167</b>	<b>2,951</b>	<b>2,591</b>	<b>2,401</b>	<b>2,248</b>	<b>2,086</b>	<b>2,004</b>	<b>2,000</b>	<b>1,900</b>	<b>1,800</b>	<b>1,700</b>	<b>1,700</b>	<b>1,600</b>	<b>1,600</b>	<b>1,500</b>	<b>1,500</b>	<b>1,400</b>	
<b>Total Veterans and Total Dependents Overlap</b>	<b>70</b>	<b>56</b>	<b>41</b>	<b>33</b>	<b>30</b>	<b>39</b>	<b>44</b>	<b>38</b>	<b>36</b>	<b>32</b>	<b>32</b>	<b>36</b>	<b>40</b>	<b>40</b>	<b>40</b>	<b>40</b>	<b>40</b>	<b>40</b>	<b>40</b>	<b>40</b>	<b>40</b>	<b>40</b>	
<b>Net Total Clients *****</b>	<b>9,633</b>	<b>9,170</b>	<b>8,706</b>	<b>8,384</b>	<b>8,387</b>	<b>8,939</b>	<b>8,943</b>	<b>8,935</b>	<b>8,939</b>	<b>9,049</b>	<b>9,167</b>	<b>9,196</b>	<b>9,300</b>	<b>9,500</b>	<b>9,600</b>	<b>9,800</b>	<b>9,900</b>	<b>10,000</b>	<b>10,200</b>	<b>10,300</b>	<b>10,400</b>	<b>10,500</b>	

\* Starting on 1 January 2022, the Disability Pension has been renamed to the Disability Compensation Payment. This was done to reflect the fact that the Disability Pension is not an income support pension but is instead a compensation payment.

\*\* Please note that the "Treatment Cards, Allowances or Accepted Disabilities Only" category counts all DVA veteran clients, excluding recipients of the Veteran Service Pension or Disability Compensation Payment (DCP).

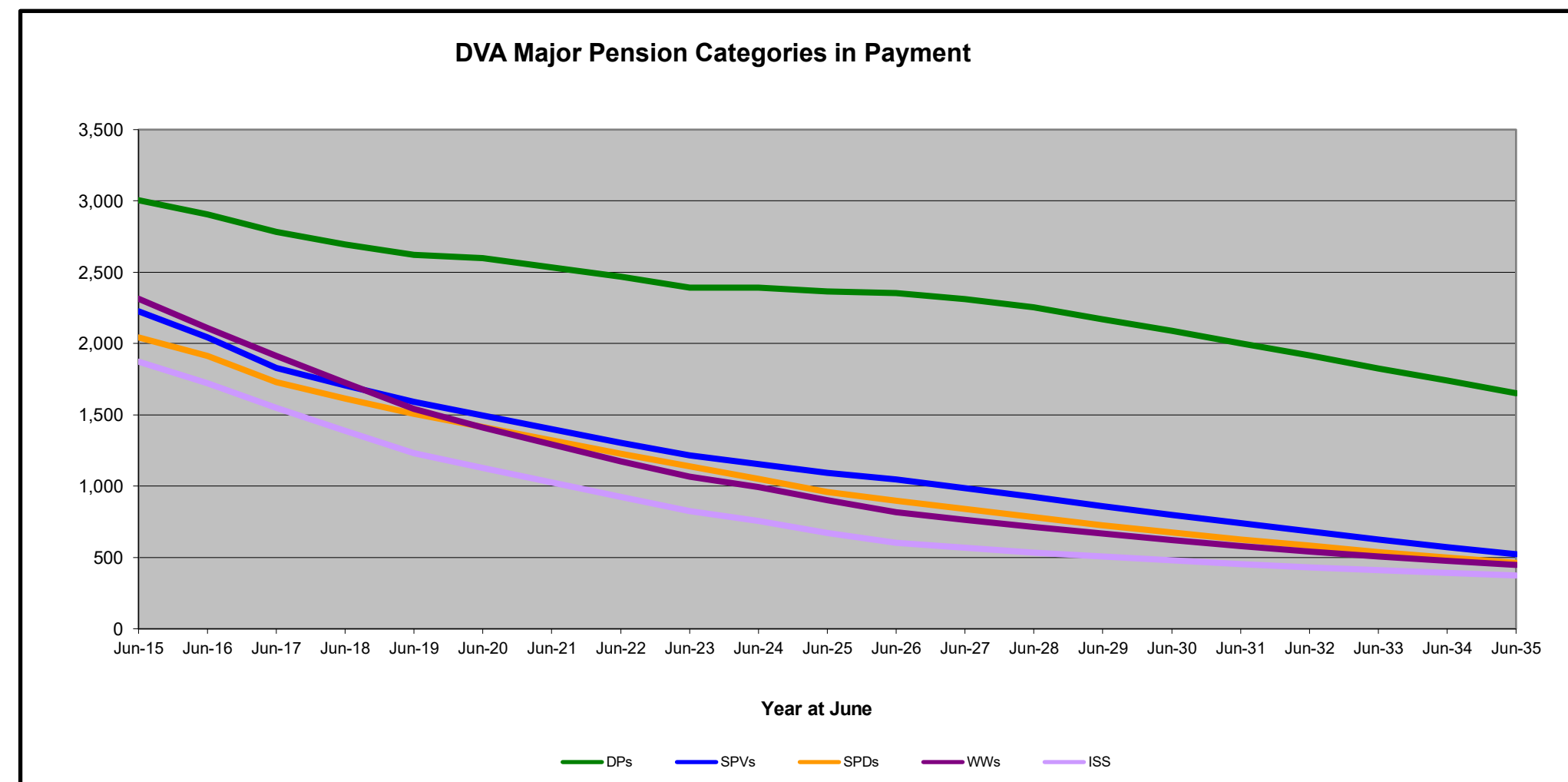
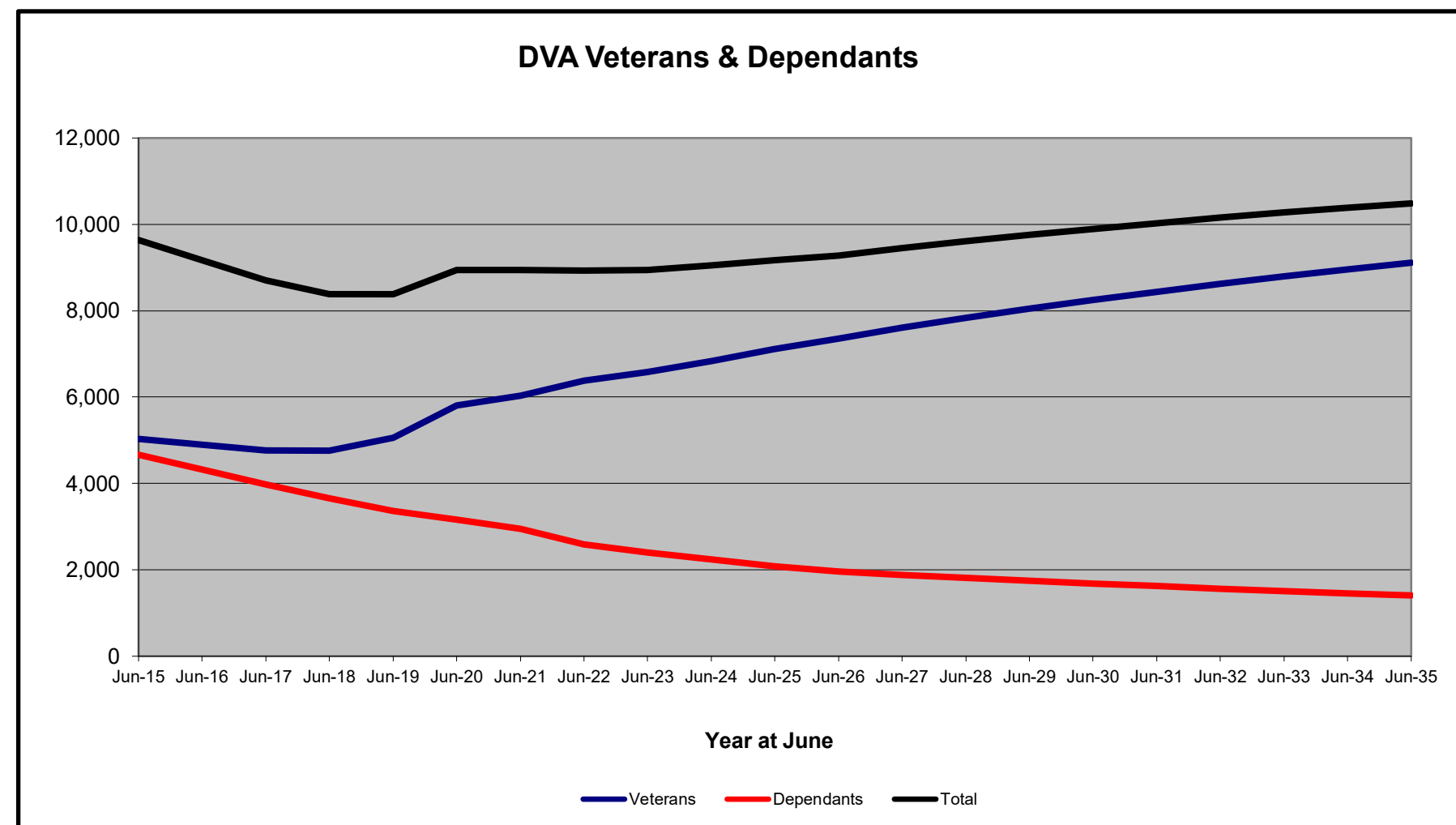
\*\*\* Adequate Means of Support Pensions (AMS) were granted prior to 6 June 1985. AMS is paid by DVA if the death of an ex-service man or woman is accepted to have been due to war service, and that person's death left a dependant or other near relative without adequate means of support.

\*\*\*\* DFISA was abolished on 1 January 2022, since the payment became redundant when DVA's Disability Compensation Payment and some other relevant DVA payments were exempted from means tests for social security income support.

\*\*\*\*\* From June 2014 this report contains a more complete count of total DVA clients. The previous count; Net Total Beneficiaries; included all persons receiving a VEA pension/allowance or holding a treatment or pharmaceutical entitlement card.

In contrast, the Net Total Client count also includes any veteran with one or more service related disabilities accepted under the DRCA or the MRCA as well as dependent children of veterans currently receiving student payments under the VCES or MRCAETS.

The VETS Act closes the VEA and DRCA to new claims from 1 July 2026. From this date, all compensation and rehabilitation claims will be determined under a single ongoing Act – the improved MRCA.



Date of Most Recent Actual Data : 2 January 2026

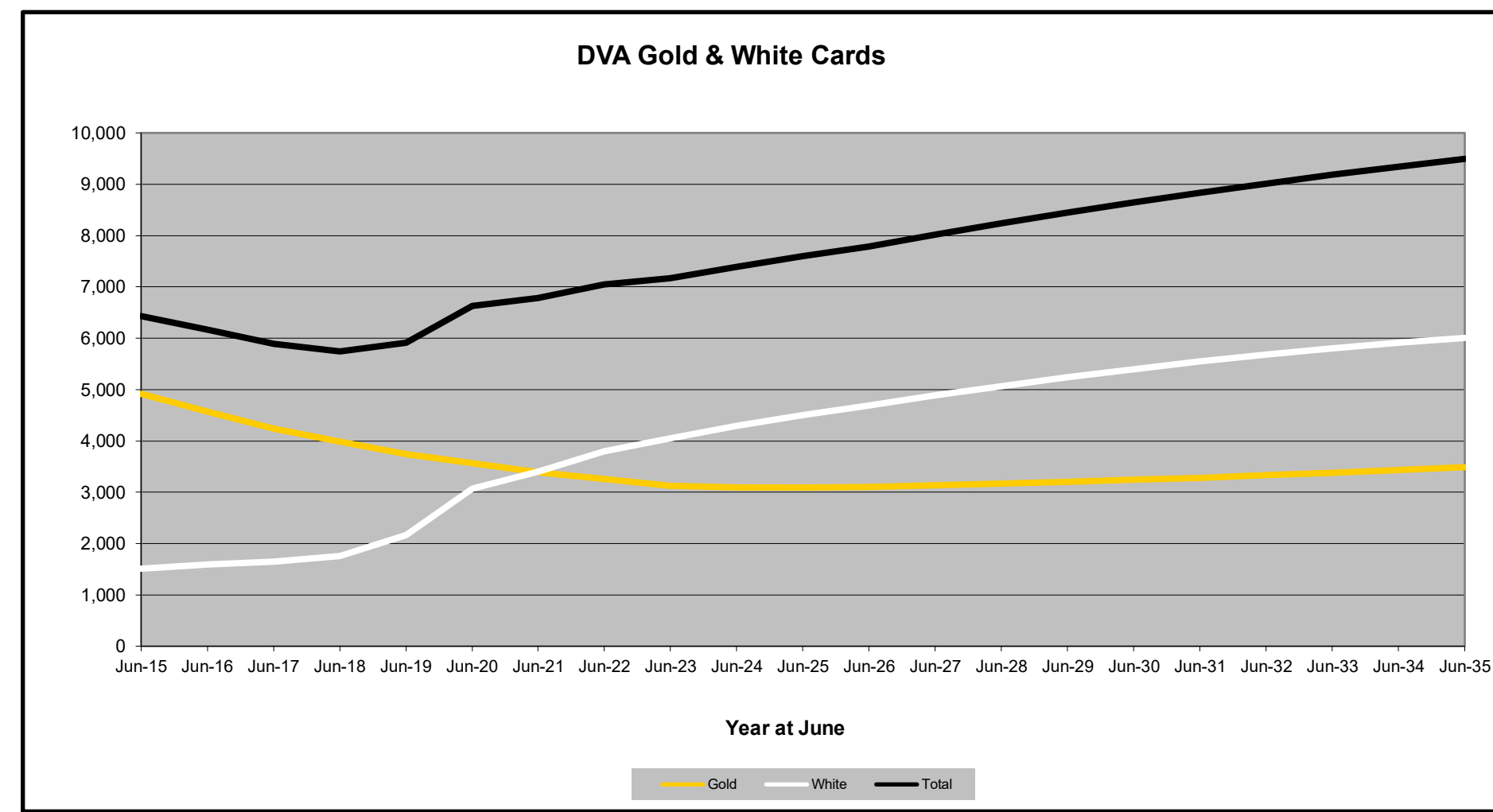
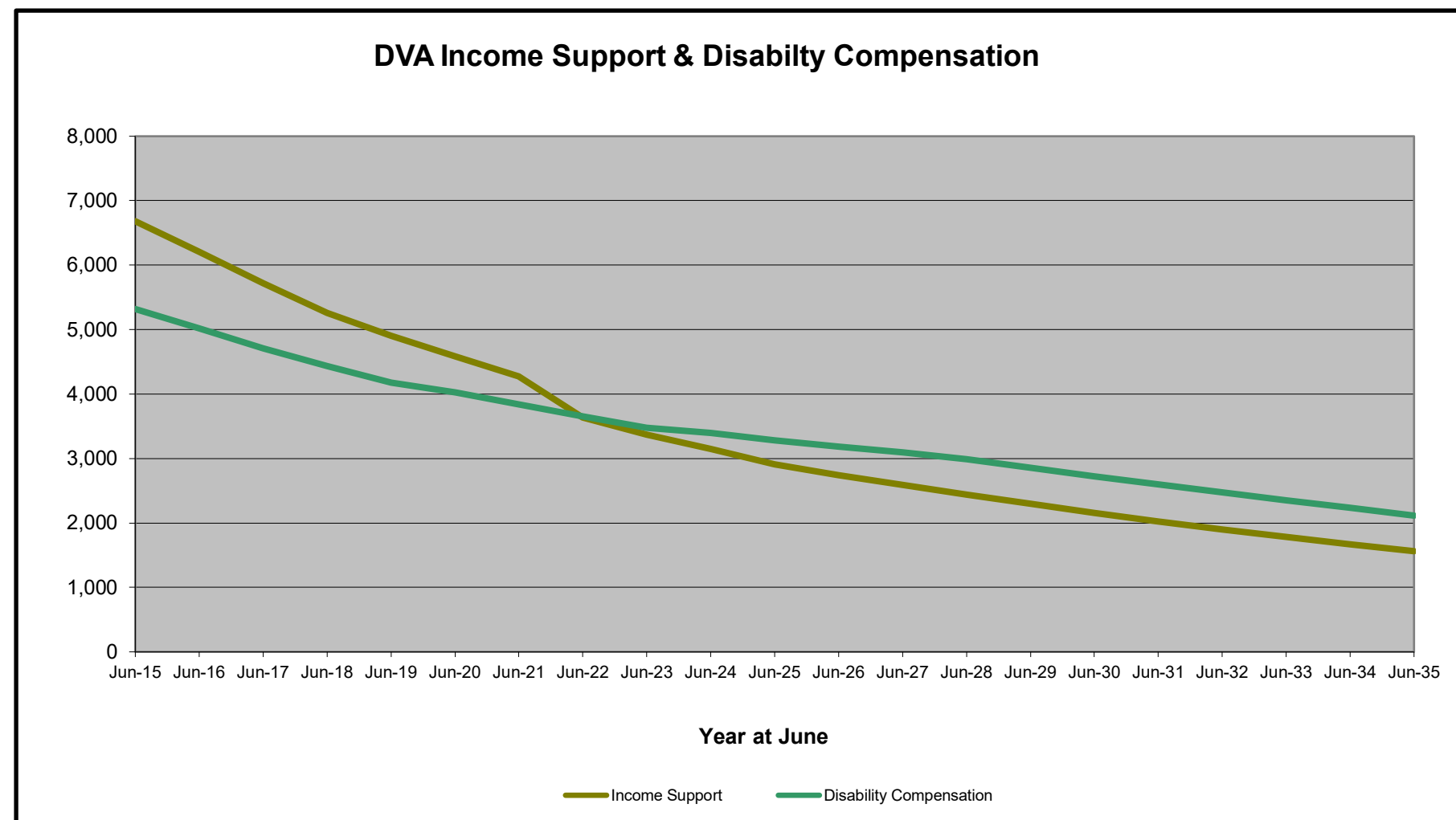
Continued next page

# DVA PROJECTED BENEFICIARY NUMBERS WITH ACTUALS TO 31 DECEMBER 2025 - TASMANIA

## Executive Summary of DVA Beneficiaries in Receipt of Pension(s), Allowance(s) or Health Care

BENEFICIARY CATEGORY (Subsets of Net Total Beneficiaries on Previous Page)	ACTUAL DATA													FORECAST DATA									
	June 2015	June 2016	June 2017	June 2018	June 2019	June 2020	June 2021	June 2022	June 2023	June 2024	June 2025	Dec 2025	June 2026	June 2027	June 2028	June 2029	June 2030	June 2031	June 2032	June 2033	June 2034	June 2035	
<b>Health Treatment Card Holders :</b>																							
Gold Cards	4,916	4,571	4,240	3,988	3,746	3,563	3,389	3,256	3,126	3,093	3,094	3,090	3,100	3,100	3,200	3,200	3,200	3,300	3,300	3,400	3,400	3,500	
White Cards	1,510	1,591	1,651	1,755	2,167	3,066	3,395	3,796	4,048	4,294	4,505	4,573	4,700	4,900	5,100	5,200	5,400	5,600	5,700	5,800	5,900	6,000	
<b>Total Health Treatment Cards</b>	<b>6,426</b>	<b>6,162</b>	<b>5,891</b>	<b>5,743</b>	<b>5,913</b>	<b>6,629</b>	<b>6,784</b>	<b>7,052</b>	<b>7,174</b>	<b>7,387</b>	<b>7,599</b>	<b>7,663</b>	<b>7,800</b>	<b>8,000</b>	<b>8,200</b>	<b>8,400</b>	<b>8,600</b>	<b>8,800</b>	<b>9,000</b>	<b>9,200</b>	<b>9,300</b>	<b>9,500</b>	
Repatriation Pharmaceutical Benefits Cards (Orange Cards)	128	100	76	56	40	28	23	17	12	9	8	7	10	0	0	0	0	0	0	0	0	0	
<b>Other Income Support Categories:</b>																							
Income Support Supplement	1,873	1,723	1,550	1,389	1,233	1,129	1,022	924	827	756	673	622	600	600	500	500	500	500	400	400	400	400	
Age Pensioners	100	97	96	105	100	96	112	116	127	125	124	126	130	140	140	150	150	160	160	160	160	160	
Commonwealth Seniors Health Cards (CSHC)	80	73	146	78	77	67	64	63	63	60	63	66	60	60	60	50	50	50	50	50	40	40	
Defence Force Income Support Supplement (DFISA) (a)	435	435	442	449	476	463	471	0	0	0	0	0	0	0	0	0	0	0	0	0	0	0	
<b>Total Income Support Beneficiaries (b)</b>	<b>6,681</b>	<b>6,211</b>	<b>5,716</b>	<b>5,257</b>	<b>4,900</b>	<b>4,585</b>	<b>4,275</b>	<b>3,635</b>	<b>3,373</b>	<b>3,148</b>	<b>2,911</b>	<b>2,809</b>	<b>2,700</b>	<b>2,600</b>	<b>2,400</b>	<b>2,300</b>	<b>2,200</b>	<b>2,000</b>	<b>1,900</b>	<b>1,800</b>	<b>1,700</b>	<b>1,600</b>	
<b>Total Disability Compensation Beneficiaries (c)</b>	<b>5,319</b>	<b>5,015</b>	<b>4,708</b>	<b>4,432</b>	<b>4,176</b>	<b>4,026</b>	<b>3,838</b>	<b>3,652</b>	<b>3,474</b>	<b>3,400</b>	<b>3,283</b>	<b>3,220</b>	<b>3,200</b>	<b>3,100</b>	<b>3,000</b>	<b>2,900</b>	<b>2,700</b>	<b>2,600</b>	<b>2,500</b>	<b>2,300</b>	<b>2,200</b>	<b>2,100</b>	

- (a) - DFISA was abolished on 1 January 2022, since the payment became redundant when DVA's Disability Compensation Payment and some other relevant DVA payments were exempted from means tests for social security income support.
- (b) - Includes veteran service pensions, dependant service pensions, income support supplement, age pensions, commonwealth seniors health cards and DFISA recipients.
- (c) - Includes disability, war widow, orphan and adequate means of support pensions.



Date of Most Recent Actual Data : 2 January 2026

# DVA PROJECTED BENEFICIARY NUMBERS WITH ACTUALS TO 31 DECEMBER 2025 - NORTHERN TERRITORY

## Executive Summary of DVA Beneficiaries in Receipt of Pension(s), Allowance(s) or Health Care

BENEFICIARY CATEGORY	ACTUAL DATA												FORECAST DATA										
	June 2015	June 2016	June 2017	June 2018	June 2019	June 2020	June 2021	June 2022	June 2023	June 2024	June 2025	Dec 2025	June 2026	June 2027	June 2028	June 2029	June 2030	June 2031	June 2032	June 2033	June 2034	June 2035	
<b>Veterans :</b>																							
Disability Compensation Payment Recipients*	672	674	654	652	631	650	657	638	647	646	642	639	600	600	600	600	600	600	600	500	500	500	
Age Pension Veterans (Included Above)	4	4	7	6	9	8	8	8	11	11	10	11	10	20	20	20	30	30	30	30	30	30	
Service Pension Veterans	242	239	212	215	207	185	175	165	158	145	150	154	150	140	140	130	130	120	110	100	100	90	
Disability Compensation Payment Recipient & Service Pension Veteran Overlap*	156	152	133	137	135	120	119	108	103	95	98	102	100	100	90	90	80	80	70	70	60	60	
Treatment Cards, Allowances or Accepted Disabilities Only**	1,524	1,627	1,755	1,999	2,885	4,452	5,079	5,363	5,560	5,488	5,488	5,457	5,500	5,600	5,700	5,800	6,000	6,100	6,200	6,400	6,500	6,700	
MRCA Veterans	798	932	1,038	1,149	1,478	1,751	2,011	2,038	2,210	2,583	2,770	2,757	2,900	3,100	3,300	3,500	3,700	3,900	4,100	4,300	4,500	4,700	
DRCA Veterans	1,182	1,183	1,174	1,151	1,117	1,093	1,079	1,078	1,070	1,068	1,060	1,055	1,100	1,100	1,100	1,100	1,000	1,000	1,000	1,000	1,000	900	
<b>Total Veterans</b>	<b>2,282</b>	<b>2,388</b>	<b>2,488</b>	<b>2,729</b>	<b>3,588</b>	<b>5,167</b>	<b>5,792</b>	<b>6,058</b>	<b>6,262</b>	<b>6,184</b>	<b>6,182</b>	<b>6,148</b>	<b>6,200</b>	<b>6,300</b>	<b>6,400</b>	<b>6,500</b>	<b>6,600</b>	<b>6,700</b>	<b>6,800</b>	<b>7,000</b>	<b>7,100</b>	<b>7,200</b>	
<b>Dependants :</b>																							
Service Pension Dependents	156	152	141	141	141	122	117	109	105	98	97	96	90	90	80	80	80	70	70	60	60	60	
War Widow(er)s	128	127	128	121	120	120	114	116	110	112	104	101	100	100	100	100	90	90	90	80	80	80	
Orphans	0	0	3	3	2	2	2	2	2	2	2	1	0	0	0	0	0	0	0	0	0	0	
Adequate Means of Support (AMS) ***	1	1	1	1	1	0	0	0	0	0	0	0	0	0	0	0	0	0	0	0	0	0	
Age Pension Partners	4	4	4	5	5	5	4	5	5	4	5	5	10	10	10	0	0	0	0	0	0	0	
Commonwealth Seniors Health Cards (CSHC) Dependents	13	13	18	9	8	8	7	8	6	5	5	5	10	10	10	10	10	10	10	10	10	10	
Defence Force Income Support Supplement (DFISA) Dependents ****	21	26	23	24	21	22	22	0	0	0	0	0	0	0	0	0	0	0	0	0	0	0	
MRCA Dependents	1	1	0	0	0	0	1	2	3	6	5	7	10	10	10	20	20	20	20	30	30	30	
Other Dependents	13	11	12	6	14	26	31	32	47	60	80	84	90	100	110	120	130	140	140	150	150	150	
Total Overlap Between Dependant Categories	12	11	10	10	9	8	6	5	3	2	2	2	0	0	0	0	0	0	0	0	0	0	
<b>Total Dependents</b>	<b>325</b>	<b>324</b>	<b>320</b>	<b>300</b>	<b>303</b>	<b>297</b>	<b>292</b>	<b>269</b>	<b>275</b>	<b>285</b>	<b>296</b>	<b>297</b>	<b>300</b>	<b>300</b>	<b>300</b>	<b>300</b>	<b>300</b>	<b>300</b>	<b>300</b>	<b>300</b>	<b>300</b>	<b>300</b>	
<b>Total Veterans and Total Dependents Overlap</b>	<b>4</b>	<b>4</b>	<b>4</b>	<b>2</b>	<b>2</b>	<b>3</b>	<b>4</b>	<b>4</b>	<b>2</b>	<b>2</b>	<b>2</b>	<b>4</b>	<b>0</b>	<b>0</b>	<b>10</b>	<b>10</b>	<b>10</b>	<b>10</b>	<b>10</b>	<b>10</b>	<b>10</b>	<b>10</b>	
<b>Nett Total Clients *****</b>	<b>2,603</b>	<b>2,708</b>	<b>2,804</b>	<b>3,027</b>	<b>3,889</b>	<b>5,461</b>	<b>6,080</b>	<b>6,323</b>	<b>6,535</b>	<b>6,467</b>	<b>6,476</b>	<b>6,441</b>	<b>6,500</b>	<b>6,600</b>	<b>6,700</b>	<b>6,800</b>	<b>6,900</b>	<b>7,000</b>	<b>7,200</b>	<b>7,300</b>	<b>7,400</b>	<b>7,600</b>	

\* Starting on 1 January 2022, the Disability Pension has been renamed to the Disability Compensation Payment. This was done to reflect the fact that the Disability Pension is not an income support pension but is instead a compensation payment.

\*\* Please note that the "Treatment Cards, Allowances or Accepted Disabilities Only" category counts all DVA veteran clients, excluding recipients of the Veteran Service Pension or Disability Compensation Payment (DCP).

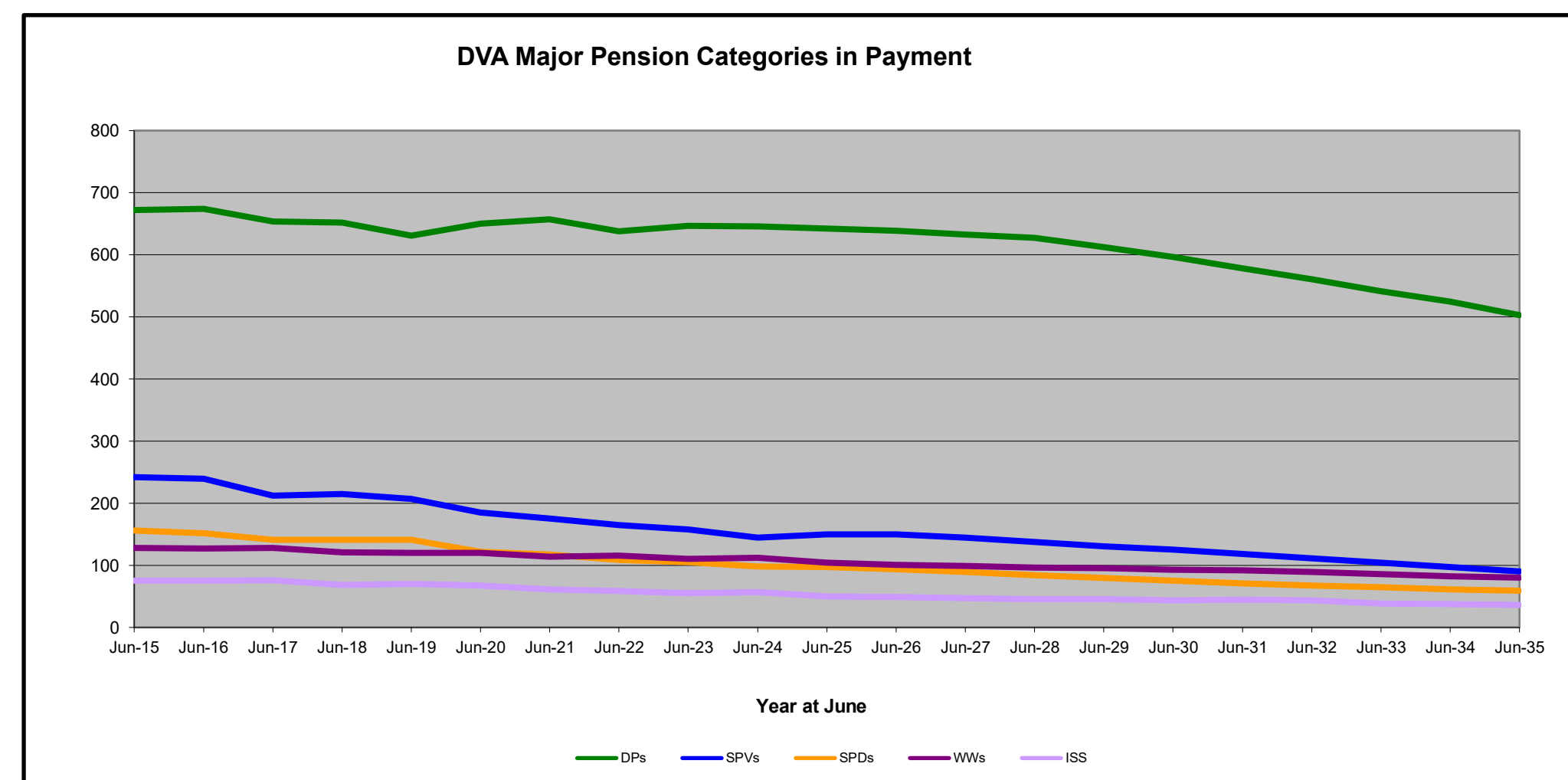
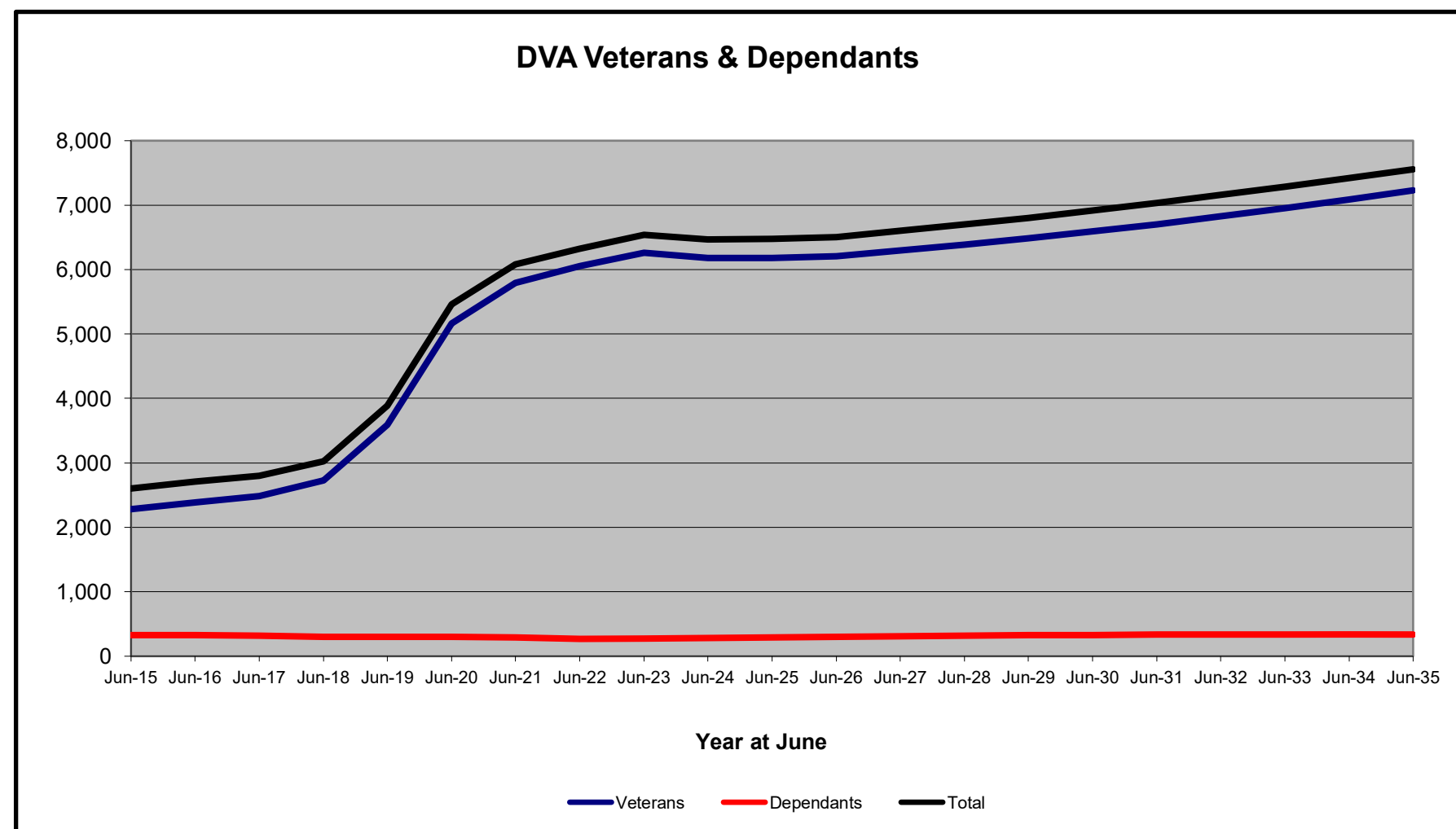
\*\*\* Adequate Means of Support Pensions (AMS) were granted prior to 6 June 1985. AMS is paid by DVA if the death of an ex-service man or woman is accepted to have been due to war service, and that person's death left a dependant or other near relative without adequate means of support.

\*\*\*\* DFISA was abolished on 1 January 2022, since the payment became redundant when DVA's Disability Compensation Payment and some other relevant DVA payments were exempted from means tests for social security income support.

\*\*\*\*\* From June 2014 this report contains a more complete count of total DVA clients. The previous count; Net Total Beneficiaries; included all persons receiving a VEA pension/allowance or holding a treatment or pharmaceutical entitlement card.

In contrast, the Nett Total Client count also includes any veteran with one or more service related disabilities accepted under the DRCA or the MRCA as well as dependent children of veterans currently receiving student payments under the VCES or MRCAETS.

The VETS Act closes the VEA and DRCA to new claims from 1 July 2026. From this date, all compensation and rehabilitation claims will be determined under a single ongoing Act – the improved MRCA.



Date of Most Recent Actual Data : 2 January 2026

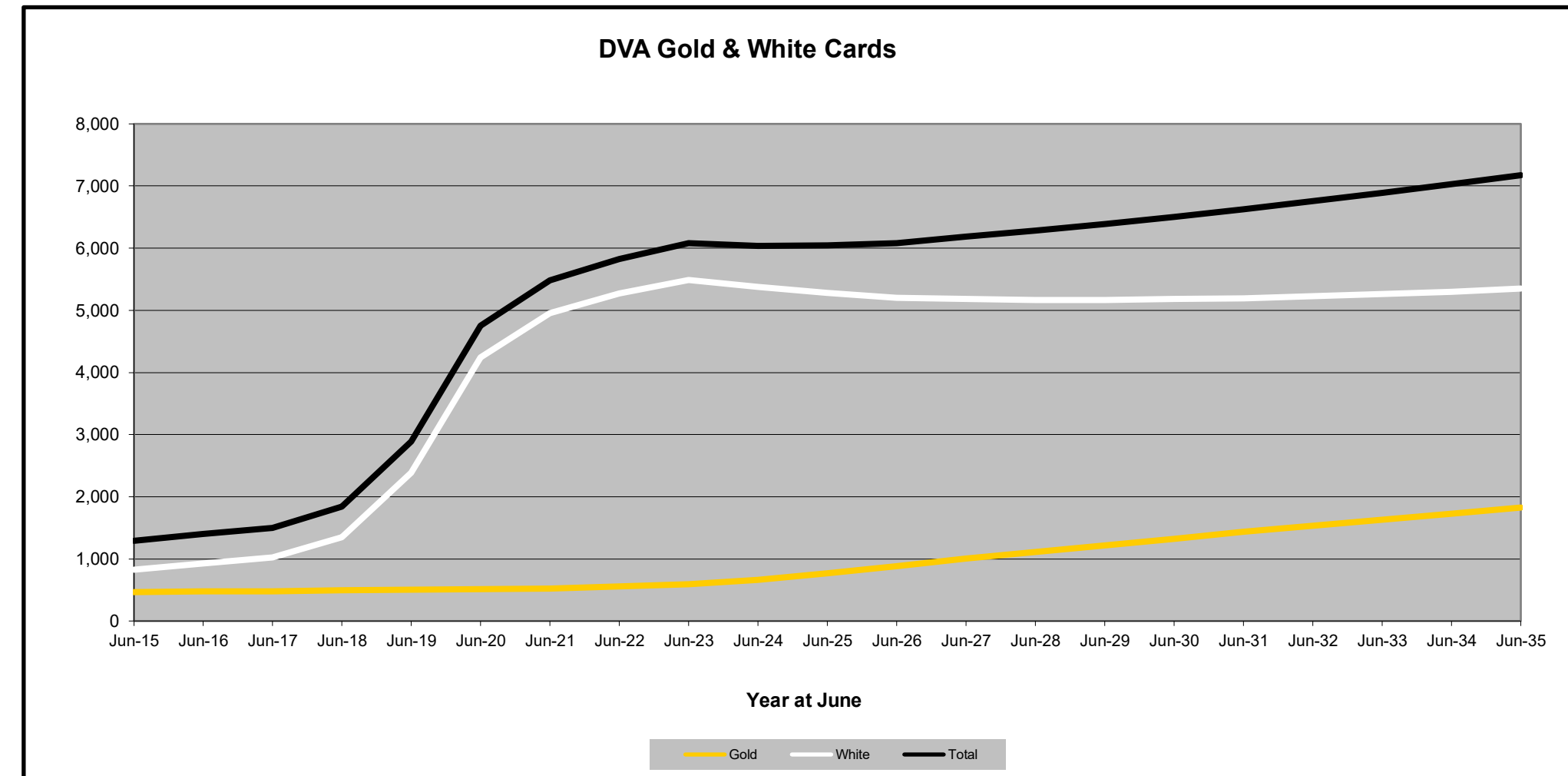
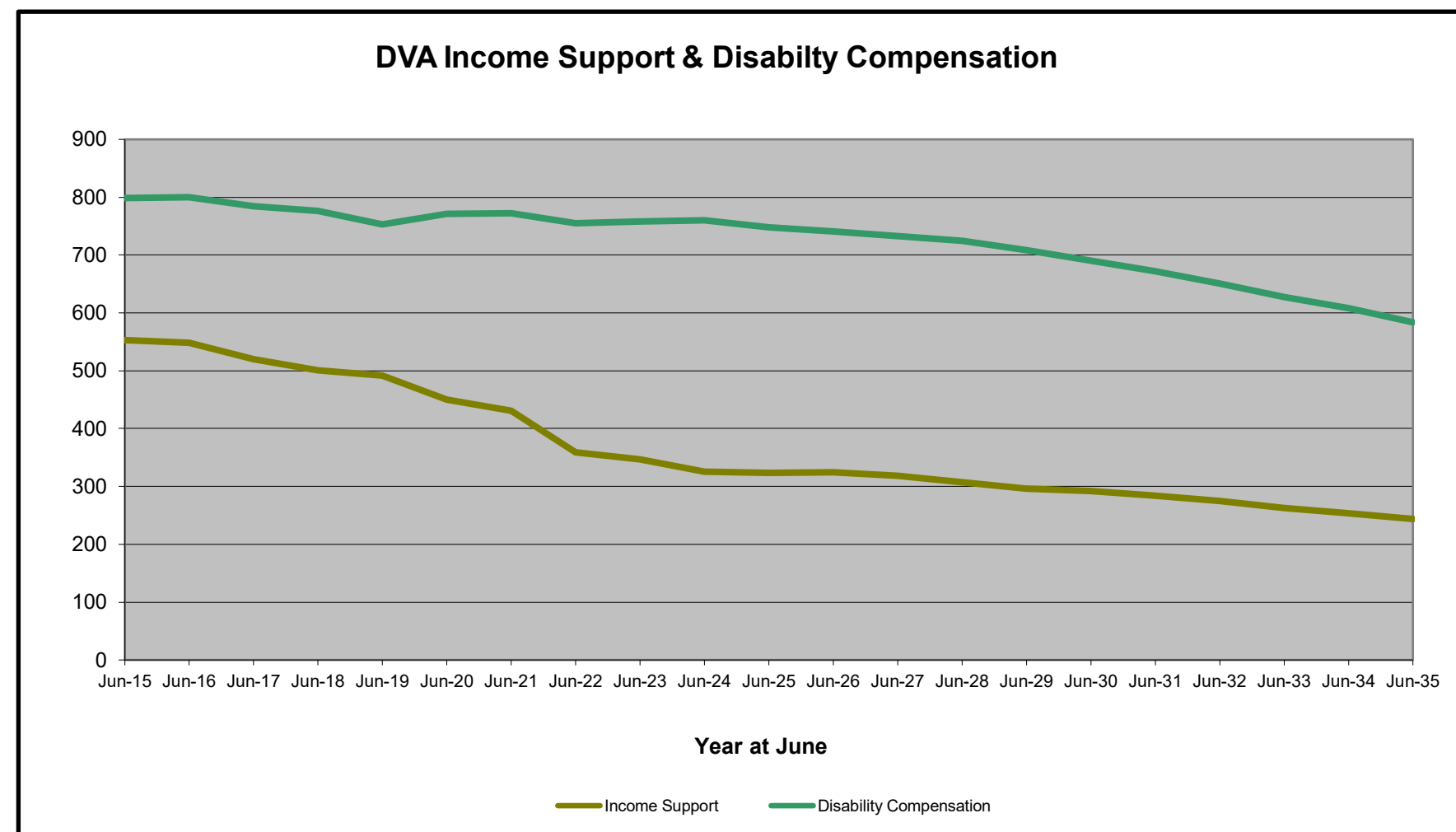
Continued next page

# DVA PROJECTED BENEFICIARY NUMBERS WITH ACTUALS TO 31 DECEMBER 2025 - NORTHERN TERRITORY

## Executive Summary of DVA Beneficiaries in Receipt of Pension(s), Allowance(s) or Health Care

BENEFICIARY CATEGORY (Subsets of Net Total Beneficiaries on Previous Page)	ACTUAL DATA													FORECAST DATA									
	June 2015	June 2016	June 2017	June 2018	June 2019	June 2020	June 2021	June 2022	June 2023	June 2024	June 2025	Dec 2025	June 2026	June 2027	June 2028	June 2029	June 2030	June 2031	June 2032	June 2033	June 2034	June 2035	
<b>Health Treatment Card Holders :</b>																							
Gold Cards	465	476	474	491	502	511	524	556	591	663	765	829	900	1,000	1,100	1,200	1,300	1,400	1,500	1,600	1,700	1,800	
White Cards	826	925	1,023	1,346	2,390	4,239	4,957	5,271	5,488	5,375	5,279	5,190	5,200	5,200	5,200	5,200	5,200	5,200	5,200	5,300	5,300	5,300	
<b>Total Health Treatment Cards</b>	<b>1,291</b>	<b>1,401</b>	<b>1,497</b>	<b>1,837</b>	<b>2,892</b>	<b>4,750</b>	<b>5,481</b>	<b>5,827</b>	<b>6,079</b>	<b>6,038</b>	<b>6,044</b>	<b>6,019</b>	<b>6,100</b>	<b>6,200</b>	<b>6,300</b>	<b>6,400</b>	<b>6,500</b>	<b>6,600</b>	<b>6,800</b>	<b>6,900</b>	<b>7,000</b>	<b>7,200</b>	
Repatriation Pharmaceutical Benefits Cards (Orange Cards)	7	7	4	4	2	1	1	1	0	0	0	0	0	0	0	0	0	0	0	0	0	0	
<b>Other Income Support Categories:</b>																							
Income Support Supplement	75	75	76	68	70	67	61	59	55	57	50	49	50	50	50	50	40	40	40	40	40	40	
Age Pensioners	8	8	11	11	14	13	12	13	16	15	15	16	20	20	20	20	30	30	30	30	30	30	
Commonwealth Seniors Health Cards (CSHC)	23	22	33	16	13	13	12	13	13	11	11	12	10	10	20	20	20	20	20	20	20	20	
Defence Force Income Support Supplement (DFISA) (a)	55	58	54	60	60	60	63	0	0	0	0	0	0	0	0	0	0	0	0	0	0	0	
<b>Total Income Support Beneficiaries (b)</b>	<b>553</b>	<b>548</b>	<b>520</b>	<b>501</b>	<b>492</b>	<b>450</b>	<b>431</b>	<b>359</b>	<b>347</b>	<b>326</b>	<b>323</b>	<b>327</b>	<b>300</b>	<b>300</b>	<b>300</b>	<b>300</b>	<b>300</b>	<b>300</b>	<b>300</b>	<b>300</b>	<b>300</b>	<b>200</b>	
<b>Total Disability Compensation Beneficiaries (c)</b>	<b>799</b>	<b>800</b>	<b>784</b>	<b>776</b>	<b>753</b>	<b>771</b>	<b>772</b>	<b>755</b>	<b>758</b>	<b>760</b>	<b>748</b>	<b>741</b>	<b>700</b>	<b>700</b>	<b>700</b>	<b>700</b>	<b>700</b>	<b>700</b>	<b>700</b>	<b>600</b>	<b>600</b>	<b>600</b>	

- (a) - DFISA was abolished on 1 January 2022, since the payment became redundant when DVA's Disability Compensation Payment and some other relevant DVA payments were exempted from means tests for social security income support.
- (b) - Includes veteran service pensions, dependant service pensions, income support supplement, age pensions, commonwealth seniors health cards and DFISA recipients.
- (c) - Includes disability, war widow, orphan and adequate means of support pensions.



Date of Most Recent Actual Data : 2 January 2026

# DVA PROJECTED BENEFICIARY NUMBERS WITH ACTUALS TO 31 DECEMBER 2025 - AUSTRALIAN CAPITAL TERRITORY

## Executive Summary of DVA Beneficiaries in Receipt of Pension(s), Allowance(s) or Health Care

BENEFICIARY CATEGORY	ACTUAL DATA												FORECAST DATA										
	June 2015	June 2016	June 2017	June 2018	June 2019	June 2020	June 2021	June 2022	June 2023	June 2024	June 2025	Dec 2025	June 2026	June 2027	June 2028	June 2029	June 2030	June 2031	June 2032	June 2033	June 2034	June 2035	
<b>Veterans :</b>																							
Disability Compensation Payment Recipients*	2,827	2,758	2,663	2,606	2,579	2,553	2,493	2,406	2,320	2,312	2,293	2,284	2,300	2,200	2,200	2,100	2,000	1,900	1,800	1,800	1,700	1,600	
Age Pension Veterans (Included Above)	25	28	23	22	23	23	23	28	31	30	34	34	30	40	40	40	40	50	50	50	50	50	
Service Pension Veterans	788	754	692	660	626	581	544	522	485	471	449	421	400	400	400	300	300	300	300	200	200	200	
Disability Compensation Payment Recipient & Service Pension Veteran Overlap*	547	533	489	470	448	410	383	362	338	329	314	298	300	300	200	200	200	190	170	150	130	110	
Treatment Cards, Allowances or Accepted Disabilities Only**	2,461	2,589	2,769	3,060	4,558	7,748	8,873	10,139	10,984	11,600	12,231	12,392	12,600	13,100	13,600	14,000	14,400	14,800	15,100	15,400	15,600	15,900	
MRCA Veterans	824	953	1,126	1,319	1,658	2,044	2,353	2,646	3,106	3,916	4,444	4,644	4,900	5,500	6,100	6,600	7,100	7,600	8,100	8,500	8,800	9,200	
DRCA Veterans	2,533	2,539	2,550	2,556	2,642	2,742	2,760	2,784	2,794	2,864	3,026	3,070	3,100	3,100	3,100	3,100	3,000	2,900	2,900	2,800	2,700	2,700	
<b>Total Veterans</b>	<b>5,529</b>	<b>5,568</b>	<b>5,635</b>	<b>5,856</b>	<b>7,315</b>	<b>10,472</b>	<b>11,527</b>	<b>12,705</b>	<b>13,451</b>	<b>14,054</b>	<b>14,659</b>	<b>14,799</b>	<b>15,000</b>	<b>15,400</b>	<b>15,800</b>	<b>16,200</b>	<b>16,500</b>	<b>16,800</b>	<b>17,000</b>	<b>17,200</b>	<b>17,400</b>	<b>17,600</b>	
<b>Dependants :</b>																							
Service Pension Dependents	784	754	683	652	616	562	527	493	455	437	418	396	400	400	300	300	300	300	300	200	200	200	
War Widow(er)s	1,089	1,044	994	936	868	821	769	731	695	650	608	594	600	500	500	500	400	400	400	300	300	290	
Orphans	3	4	3	4	7	8	8	8	8	8	6	3	0	0	0	0	0	0	0	0	0	0	
Adequate Means of Support (AMS) ***	6	5	4	4	3	2	2	2	1	1	1	1	0	0	0	0	0	0	0	0	0	0	
Age Pension Partners	18	19	20	21	20	19	20	23	26	26	24	23	20	20	20	20	20	20	20	20	20	20	
Commonwealth Seniors Health Cards (CSHC) Dependents	97	87	105	85	84	76	75	76	79	74	77	76	70	70	60	60	60	50	50	40	40	40	
Defence Force Income Support Supplement (DFISA) Dependents ****	135	127	119	117	123	119	125	0	0	0	0	0	0	0	0	0	0	0	0	0	0	0	
MRCA Dependents	9	10	14	18	18	25	21	20	20	22	21	20	20	30	40	60	70	80	100	120	130	140	
Other Dependents	60	53	49	57	67	86	106	114	124	147	191	249	300	300	300	300	400	400	400	400	400	400	
Total Overlap Between Dependant Categories	53	54	48	47	47	43	41	29	27	24	23	24	20	20	20	20	20	20	20	20	20	20	
<b>Total Dependents</b>	<b>2,148</b>	<b>2,049</b>	<b>1,943</b>	<b>1,847</b>	<b>1,759</b>	<b>1,675</b>	<b>1,612</b>	<b>1,438</b>	<b>1,381</b>	<b>1,341</b>	<b>1,323</b>	<b>1,338</b>	<b>1,300</b>	<b>1,300</b>	<b>1,300</b>	<b>1,200</b>	<b>1,200</b>	<b>1,200</b>	<b>1,200</b>	<b>1,100</b>	<b>1,100</b>	<b>1,100</b>	
<b>Total Veterans and Total Dependents Overlap</b>	<b>19</b>	<b>15</b>	<b>16</b>	<b>16</b>	<b>19</b>	<b>31</b>	<b>25</b>	<b>26</b>	<b>25</b>	<b>27</b>	<b>28</b>	<b>28</b>	<b>30</b>	<b>30</b>	<b>30</b>	<b>40</b>	<b>50</b>	<b>60</b>	<b>70</b>	<b>80</b>	<b>90</b>	<b>100</b>	
<b>Nett Total Clients *****</b>	<b>7,658</b>	<b>7,602</b>	<b>7,562</b>	<b>7,687</b>	<b>9,055</b>	<b>12,116</b>	<b>13,114</b>	<b>14,117</b>	<b>14,807</b>	<b>15,368</b>	<b>15,954</b>	<b>16,109</b>	<b>16,300</b>	<b>16,700</b>	<b>17,100</b>	<b>17,400</b>	<b>17,600</b>	<b>17,900</b>	<b>18,100</b>	<b>18,300</b>	<b>18,500</b>	<b>18,600</b>	

\* Starting on 1 January 2022, the Disability Pension has been renamed to the Disability Compensation Payment. This was done to reflect the fact that the Disability Pension is not an income support pension but is instead a compensation payment.

\*\* Please note that the "Treatment Cards, Allowances or Accepted Disabilities Only" category counts all DVA veteran clients, excluding recipients of the Veteran Service Pension or Disability Compensation Payment (DCP).

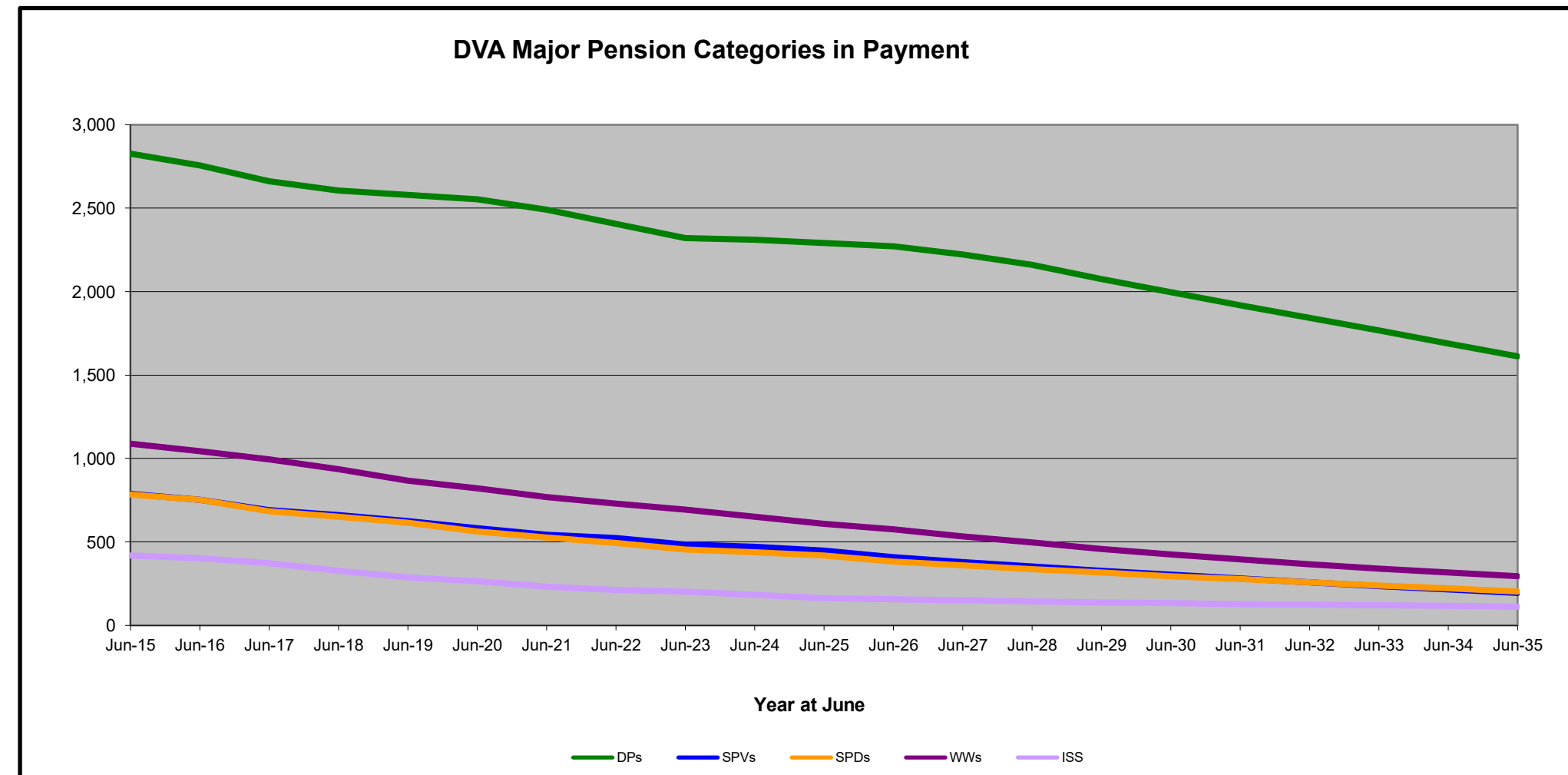
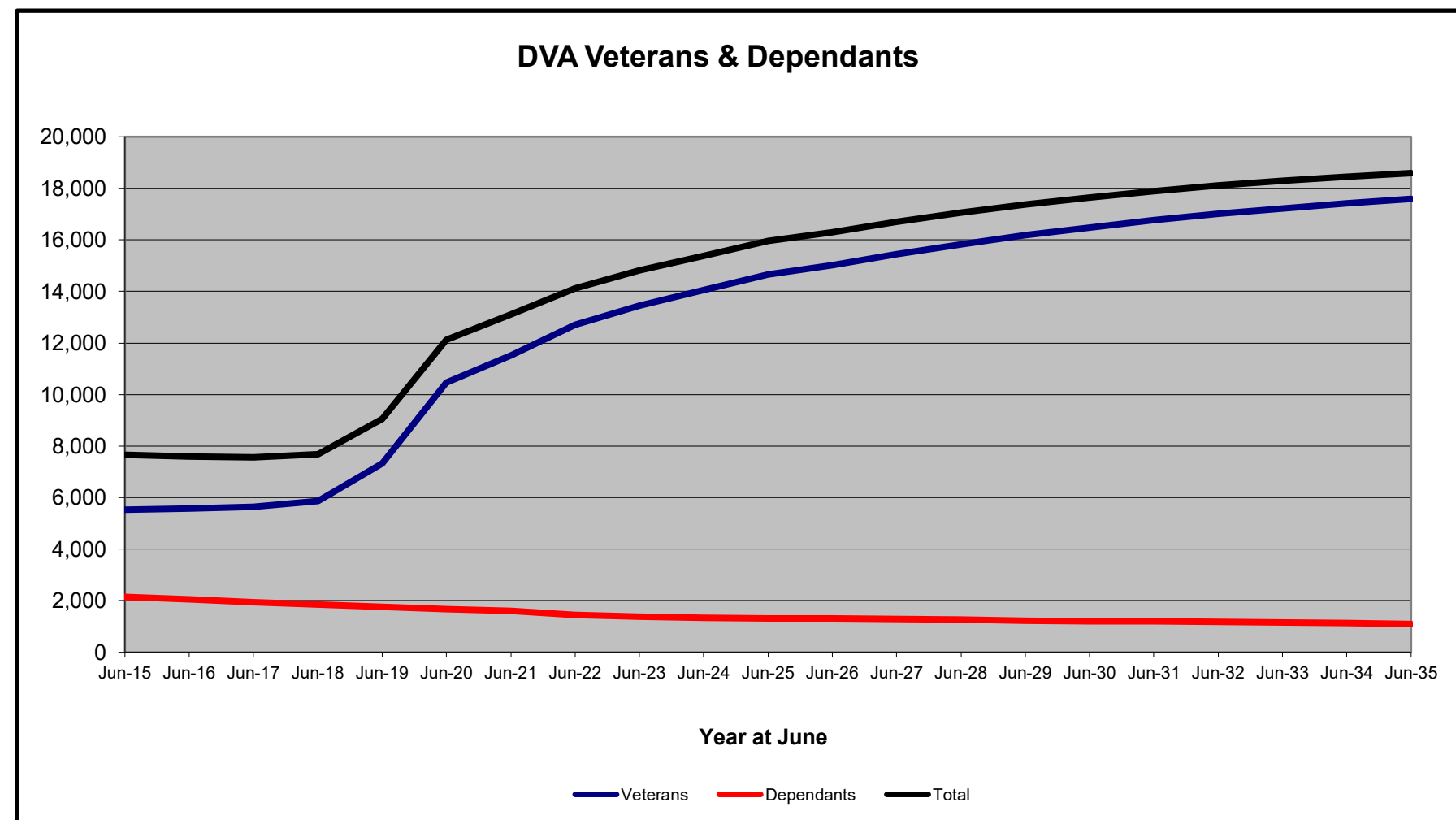
\*\*\* Adequate Means of Support Pensions (AMS) were granted prior to 6 June 1985. AMS is paid by DVA if the death of an ex-service man or woman is accepted to have been due to war service, and that person's death left a dependant or other near relative without adequate means of support.

\*\*\*\* DFISA was abolished on 1 January 2022, since the payment became redundant when DVA's Disability Compensation Payment and some other relevant DVA payments were exempted from means tests for social security income support.

\*\*\*\*\* From June 2014 this report contains a more complete count of total DVA clients. The previous count; Net Total Beneficiaries; included all persons receiving a VEA pension/allowance or holding a treatment or pharmaceutical entitlement card.

In contrast, the Nett Total Client count also includes any veteran with one or more service related disabilities accepted under the DRCA or the MRCA as well as dependent children of veterans currently receiving student payments under the VCES or MRCAETS.

The VETS Act closes the VEA and DRCA to new claims from 1 July 2026. From this date, all compensation and rehabilitation claims will be determined under a single ongoing Act – the improved MRCA.



Date of Most Recent Actual Data : 2 January 2026

Continued next page

# DVA PROJECTED BENEFICIARY NUMBERS WITH ACTUALS TO 31 DECEMBER 2025 - AUSTRALIAN CAPITAL TERRITORY

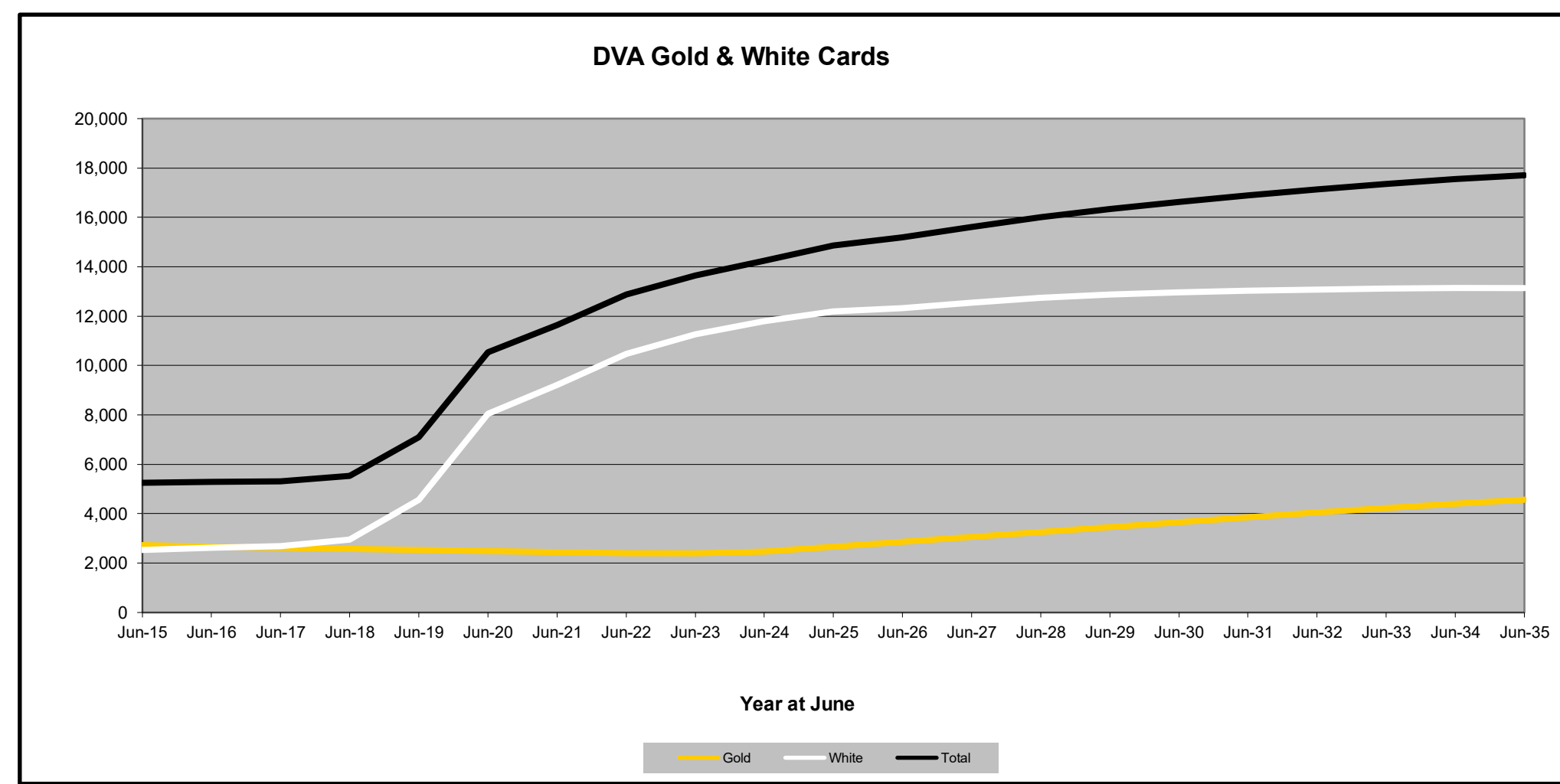
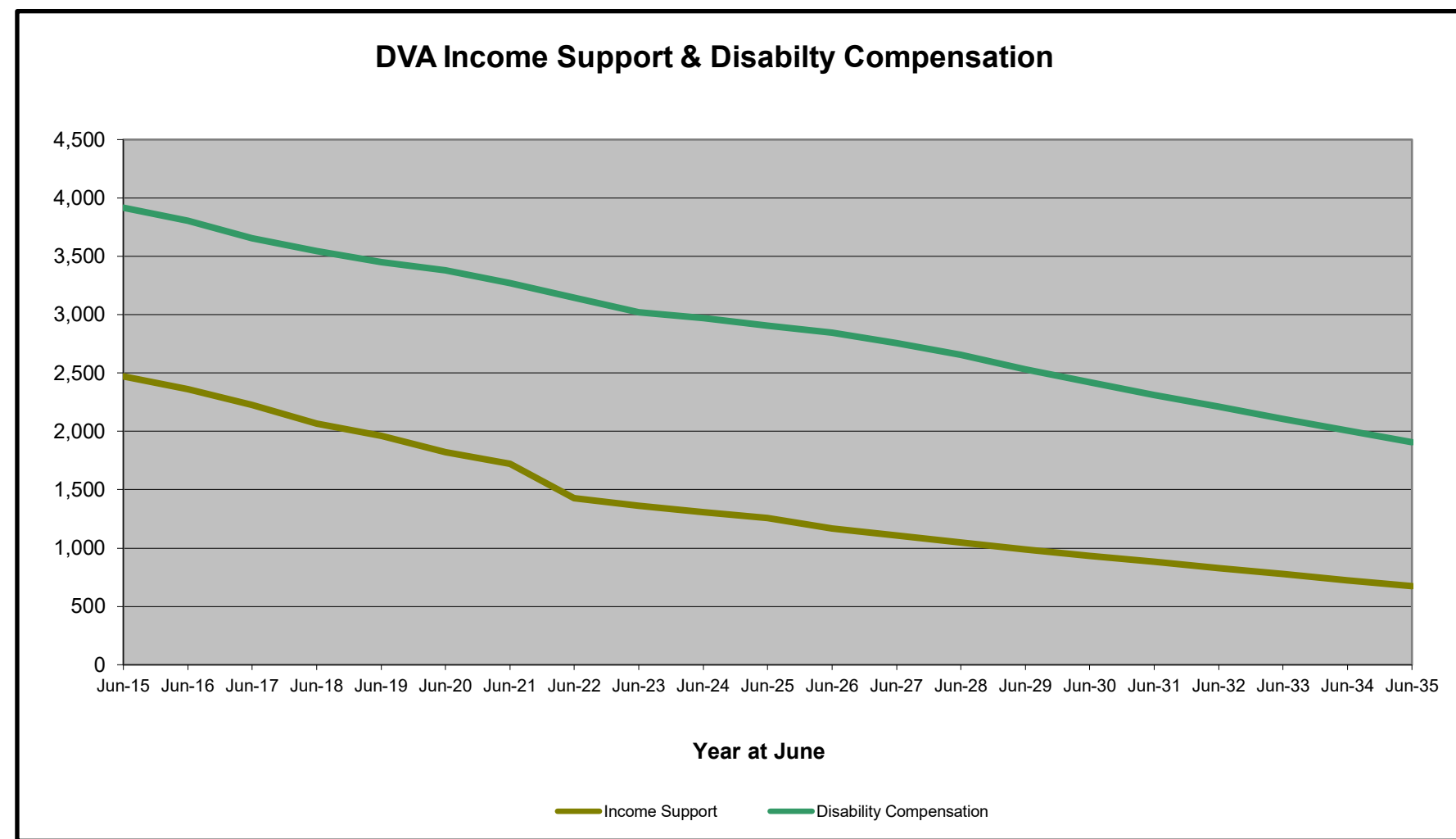
## Executive Summary of DVA Beneficiaries in Receipt of Pension(s), Allowance(s) or Health Care

BENEFICIARY CATEGORY (Subsets of Net Total Beneficiaries on Previous Page)	ACTUAL DATA													FORECAST DATA									
	June 2015	June 2016	June 2017	June 2018	June 2019	June 2020	June 2021	June 2022	June 2023	June 2024	June 2025	Dec 2025	June 2026	June 2027	June 2028	June 2029	June 2030	June 2031	June 2032	June 2033	June 2034	June 2035	
<b>Health Treatment Card Holders :</b>																							
Gold Cards	2,721	2,673	2,623	2,574	2,529	2,485	2,439	2,411	2,396	2,463	2,664	2,769	2,900	3,100	3,300	3,500	3,700	3,900	4,100	4,200	4,400	4,600	
White Cards	2,532	2,621	2,683	2,948	4,561	8,057	9,212	10,475	11,260	11,788	12,188	12,218	12,300	12,600	12,700	12,900	13,000	13,000	13,100	13,100	13,100	13,100	
<b>Total Health Treatment Cards</b>	<b>5,253</b>	<b>5,294</b>	<b>5,306</b>	<b>5,522</b>	<b>7,090</b>	<b>10,542</b>	<b>11,651</b>	<b>12,886</b>	<b>13,656</b>	<b>14,251</b>	<b>14,852</b>	<b>14,987</b>	<b>15,200</b>	<b>15,600</b>	<b>16,000</b>	<b>16,300</b>	<b>16,600</b>	<b>16,900</b>	<b>17,100</b>	<b>17,400</b>	<b>17,500</b>	<b>17,700</b>	
Repatriation Pharmaceutical Benefits Cards (Orange Cards)	64	50	34	27	20	17	13	11	8	5	5	4	0	0	0	0	0	0	0	0	0	0	
<b>Other Income Support Categories:</b>																							
Income Support Supplement	419	402	373	328	288	264	231	212	204	182	165	161	160	150	140	140	130	130	120	120	120	110	
Age Pensioners	43	47	43	43	43	42	43	51	57	56	58	57	60	60	60	60	70	70	70	70	70	70	
Commonwealth Seniors Health Cards (CSHC)	184	166	210	160	160	147	144	148	163	160	167	165	160	160	150	140	130	130	120	110	100	90	
Defence Force Income Support Supplement (DFISA) (a)	287	282	258	255	264	260	266	0	0	0	0	0	0	0	0	0	0	0	0	0	0	0	
<b>Total Income Support Beneficiaries (b)</b>	<b>2,471</b>	<b>2,363</b>	<b>2,227</b>	<b>2,066</b>	<b>1,962</b>	<b>1,822</b>	<b>1,720</b>	<b>1,426</b>	<b>1,364</b>	<b>1,306</b>	<b>1,257</b>	<b>1,200</b>	<b>1,200</b>	<b>1,100</b>	<b>1,000</b>	<b>1,000</b>	<b>900</b>	<b>900</b>	<b>800</b>	<b>800</b>	<b>700</b>	<b>700</b>	
<b>Total Disability Compensation Beneficiaries (c)</b>	<b>3,916</b>	<b>3,803</b>	<b>3,656</b>	<b>3,543</b>	<b>3,452</b>	<b>3,378</b>	<b>3,268</b>	<b>3,145</b>	<b>3,022</b>	<b>2,968</b>	<b>2,905</b>	<b>2,879</b>	<b>2,800</b>	<b>2,800</b>	<b>2,700</b>	<b>2,500</b>	<b>2,400</b>	<b>2,300</b>	<b>2,200</b>	<b>2,100</b>	<b>2,000</b>	<b>1,900</b>	

(a) - DFISA was abolished on 1 January 2022, since the payment became redundant when DVA's Disability Compensation Payment and some other relevant DVA payments were exempted from means tests for social security income support.

(b) - Includes veteran service pensions, dependant service pensions, income support supplement, age pensions, commonwealth seniors health cards and DFISA recipients.

(c) - Includes disability, war widow, orphan and adequate means of support pensions.



Date of Most Recent Actual Data : 2 January 2026

# DVA PROJECTED BENEFICIARY NUMBERS WITH ACTUALS TO 31 DECEMBER 2025 - OVERSEAS

## Executive Summary of DVA Beneficiaries in Receipt of Pension(s), Allowance(s) or Health Care

BENEFICIARY CATEGORY	ACTUAL DATA												FORECAST DATA										
	June 2015	June 2016	June 2017	June 2018	June 2019	June 2020	June 2021	June 2022	June 2023	June 2024	June 2025	Dec 2025	June 2026	June 2027	June 2028	June 2029	June 2030	June 2031	June 2032	June 2033	June 2034	June 2035	
<b>Veterans :</b>																							
Disability Compensation Payment Recipients*	763	761	766	782	786	733	703	681	676	676	669	681	700	700	700	700	700	600	600	600	600	600	
Age Pension Veterans (Included Above)	3	5	8	8	11	10	8	13	11	13	16	17	20	20	30	30	30	30	30	30	30	30	
Service Pension Veterans	395	377	360	346	340	298	270	234	241	244	238	246	200	200	200	200	200	200	200	200	200	190	
Disability Compensation Payment Recipient & Service Pension Veteran Overlap*	181	177	178	186	189	163	148	133	144	145	141	145	150	140	140	140	140	140	140	130	130	120	
Treatment Cards, Allowances or Accepted Disabilities Only**	335	375	426	458	537	733	846	1,006	1,060	1,163	1,254	1,307	1,400	1,500	1,600	1,700	1,800	1,900	2,000	2,100	2,200	2,300	
MRCA Veterans	134	167	208	243	289	333	373	431	500	593	658	698	700	900	1,000	1,100	1,200	1,300	1,500	1,600	1,700	1,800	
DRCA Veterans	437	450	475	504	518	518	533	535	548	576	591	617	600	600	700	700	700	700	700	600	600	600	
<b>Total Veterans</b>	<b>1,312</b>	<b>1,336</b>	<b>1,374</b>	<b>1,400</b>	<b>1,474</b>	<b>1,601</b>	<b>1,671</b>	<b>1,788</b>	<b>1,833</b>	<b>1,938</b>	<b>2,020</b>	<b>2,089</b>	<b>2,100</b>	<b>2,300</b>	<b>2,300</b>	<b>2,400</b>	<b>2,500</b>	<b>2,600</b>	<b>2,700</b>	<b>2,800</b>	<b>2,900</b>	<b>2,900</b>	
<b>Dependants :</b>																							
Service Pension Dependants	387	366	331	319	296	266	253	236	222	221	219	214	200	200	200	190	190	180	170	170	160	160	
War Widow(er)s	290	288	285	294	290	290	289	295	293	286	290	290	300	300	300	200	200	200	200	200	200	200	
Orphans	10	9	11	11	8	5	6	7	11	10	11	8	10	10	10	10	10	10	10	10	10	10	
Adequate Means of Support (AMS) ***	1	1	1	1	1	1	1	1	0	0	0	0	0	0	0	0	0	0	0	0	0	0	
Age Pension Partners	1	3	3	1	1	1	1	1	2	1	1	1	0	0	0	0	0	0	0	0	0	0	
Commonwealth Seniors Health Cards (CSHC) Dependants	1	1	1	1	1	0	0	1	1	0	0	0	0	0	0	0	0	0	0	0	0	0	
Defence Force Income Support Supplement (DFISA) Dependants ****	3	4	6	7	7	3	5	0	0	0	0	0	0	0	0	0	0	0	0	0	0	0	
MRCA Dependants	2	2	1	1	2	1	1	6	4	6	7	8	10	10	10	20	20	20	30	30	30	40	
Other Dependants	16	16	13	15	23	29	22	30	35	52	54	61	60	70	80	80	90	90	100	100	100	100	
Total Overlap Between Dependant Categories	2	4	4	2	2	1	1	0	0	0	0	0	0	0	0	0	0	0	0	0	0	0	
<b>Total Dependants</b>	<b>709</b>	<b>686</b>	<b>648</b>	<b>648</b>	<b>627</b>	<b>595</b>	<b>577</b>	<b>577</b>	<b>568</b>	<b>576</b>	<b>582</b>	<b>582</b>	<b>570</b>	<b>570</b>	<b>550</b>	<b>540</b>	<b>530</b>	<b>520</b>	<b>520</b>	<b>510</b>	<b>500</b>	<b>500</b>	
<b>Total Veterans and Total Dependants Overlap</b>	<b>0</b>	<b>1</b>	<b>0</b>	<b>0</b>	<b>1</b>	<b>2</b>	<b>2</b>	<b>1</b>	<b>1</b>	<b>2</b>	<b>1</b>	<b>1</b>	<b>0</b>	<b>0</b>	<b>0</b>	<b>0</b>	<b>0</b>	<b>0</b>	<b>0</b>	<b>0</b>	<b>0</b>	<b>0</b>	
<b>Net Total Clients *****</b>	<b>2,021</b>	<b>2,021</b>	<b>2,022</b>	<b>2,048</b>	<b>2,100</b>	<b>2,194</b>	<b>2,246</b>	<b>2,364</b>	<b>2,400</b>	<b>2,512</b>	<b>2,601</b>	<b>2,670</b>	<b>2,700</b>	<b>2,800</b>	<b>2,900</b>	<b>3,000</b>	<b>3,000</b>	<b>3,100</b>	<b>3,200</b>	<b>3,300</b>	<b>3,400</b>	<b>3,400</b>	

\* Starting on 1 January 2022, the Disability Pension has been renamed to the Disability Compensation Payment. This was done to reflect the fact that the Disability Pension is not an income support pension but is instead a compensation payment.

\*\* Please note that the "Treatment Cards, Allowances or Accepted Disabilities Only" category counts all DVA veteran clients, excluding recipients of the Veteran Service Pension or Disability Compensation Payment (DCP).

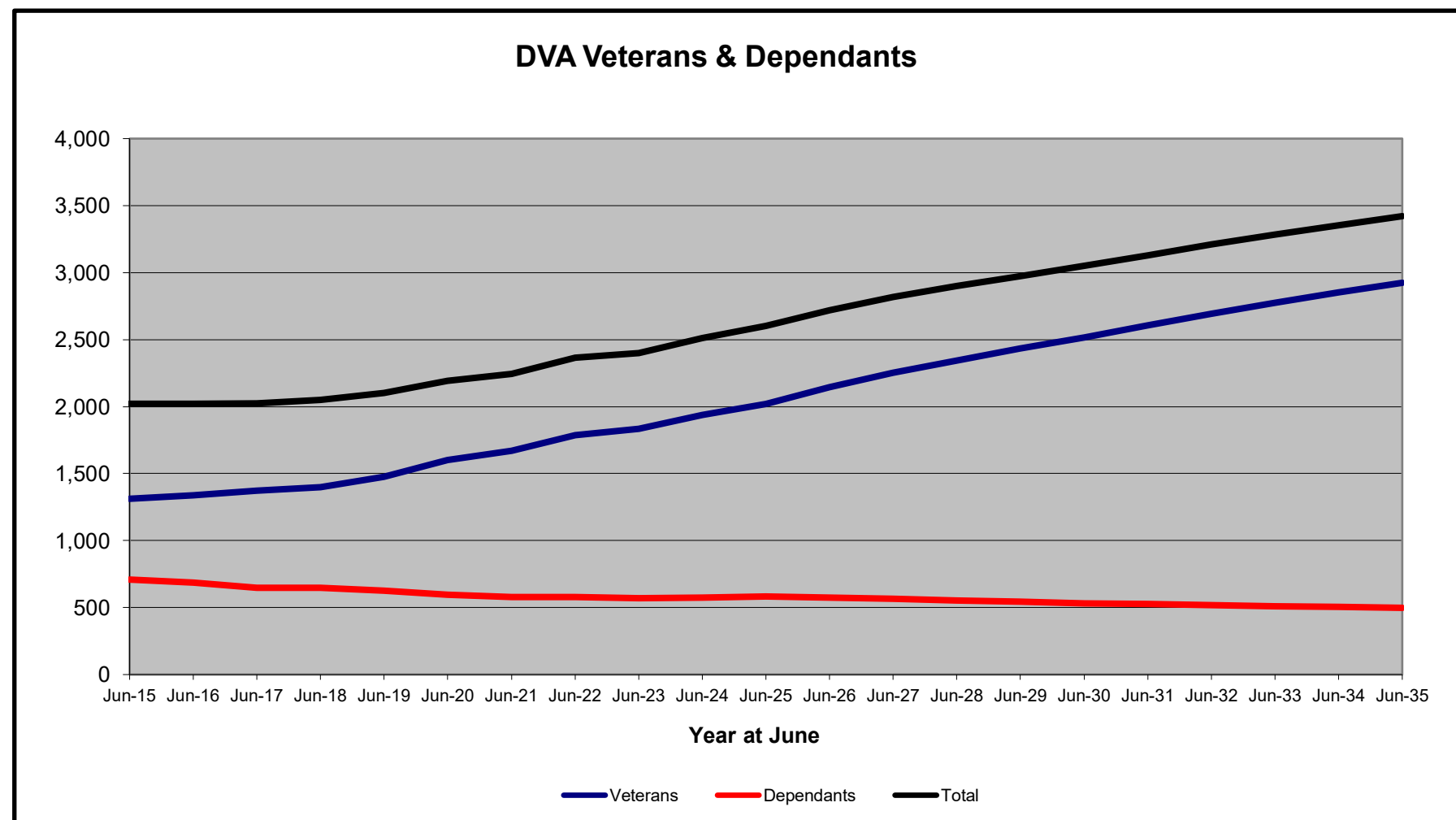
\*\*\* Adequate Means of Support Pensions (AMS) were granted prior to 6 June 1985. AMS is paid by DVA if the death of an ex-service man or woman is accepted to have been due to war service, and that person's death left a dependant or other near relative without adequate means of support.

\*\*\*\* DFISA was abolished on 1 January 2022, since the payment became redundant when DVA's Disability Compensation Payment and some other relevant DVA payments were exempted from means tests for social security income support.

\*\*\*\*\* From June 2014 this report contains a more complete count of total DVA clients. The previous count; Net Total Beneficiaries; included all persons receiving a VEA pension/allowance or holding a treatment or pharmaceutical entitlement card.

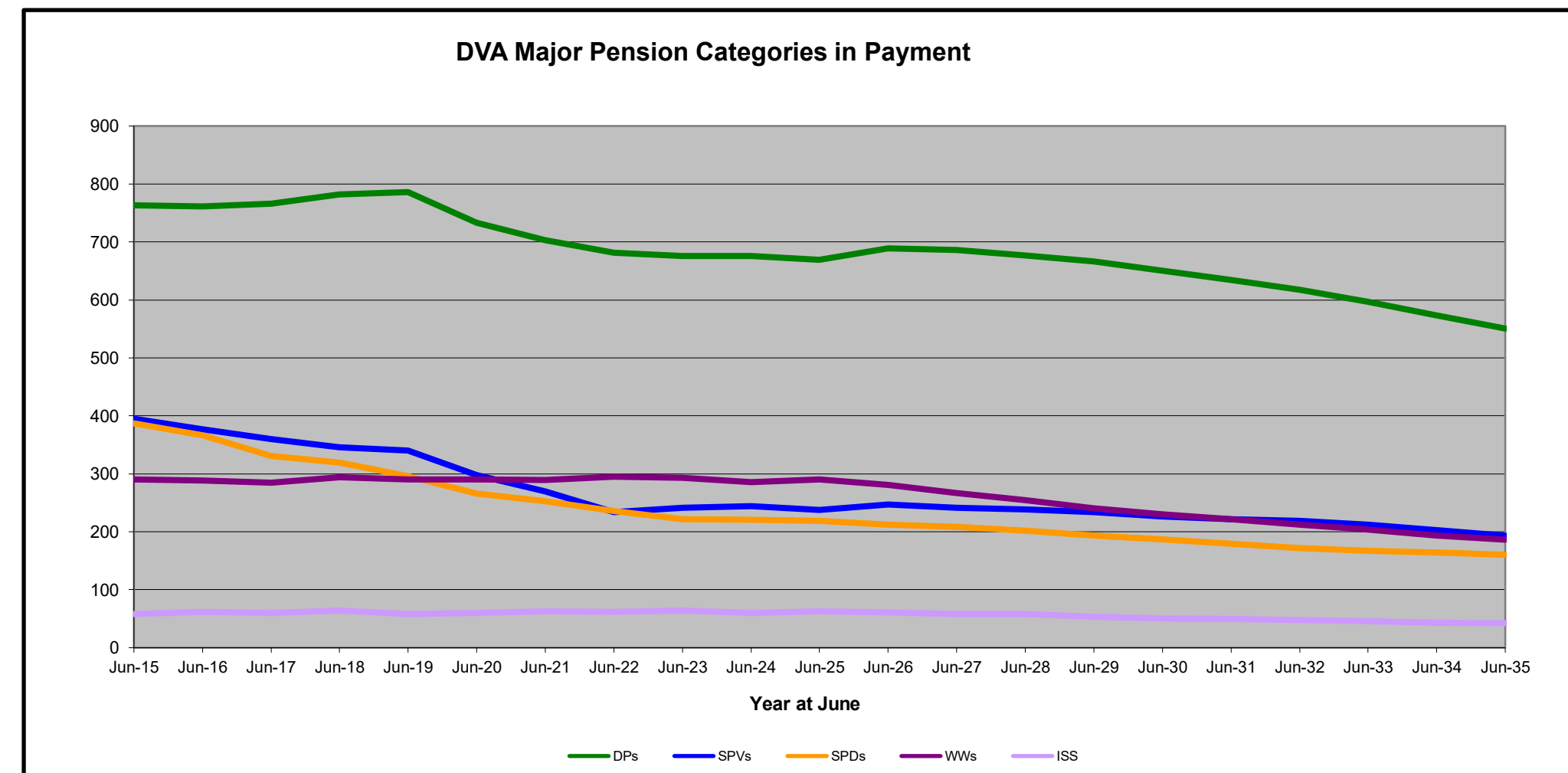
In contrast, the Net Total Client count also includes any veteran with one or more service related disabilities accepted under the DRCA or the MRCA as well as dependent children of veterans currently receiving student payments under the VCES or MRCAETS.

The VETS Act closes the VEA and DRCA to new claims from 1 July 2026. From this date, all compensation and rehabilitation claims will be determined under a single ongoing Act – the improved MRCA.



Date of Most Recent Actual Data : 2 January 2026

Continued next page



# DVA PROJECTED BENEFICIARY NUMBERS WITH ACTUALS TO 31 DECEMBER 2025 - OVERSEAS

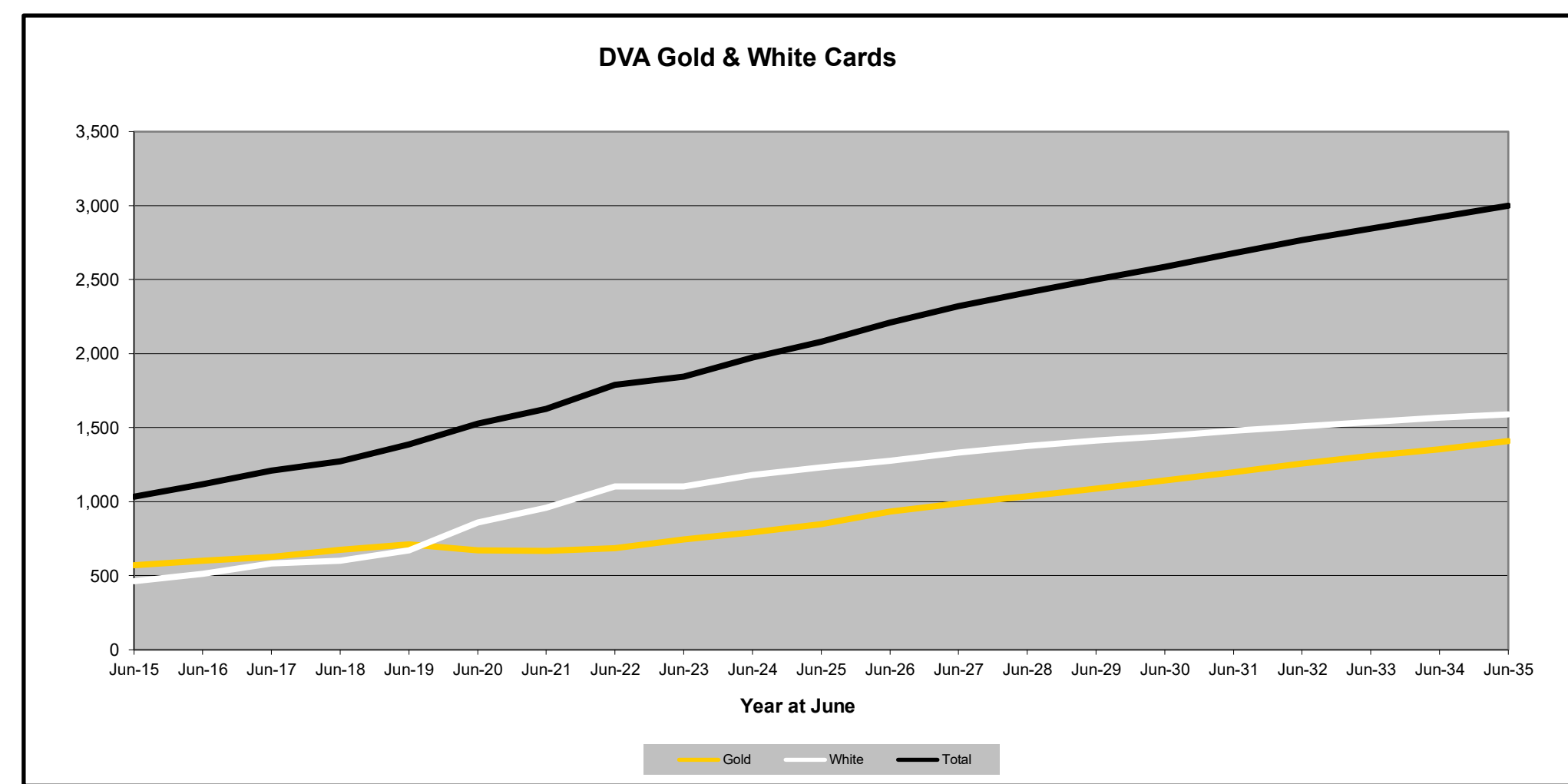
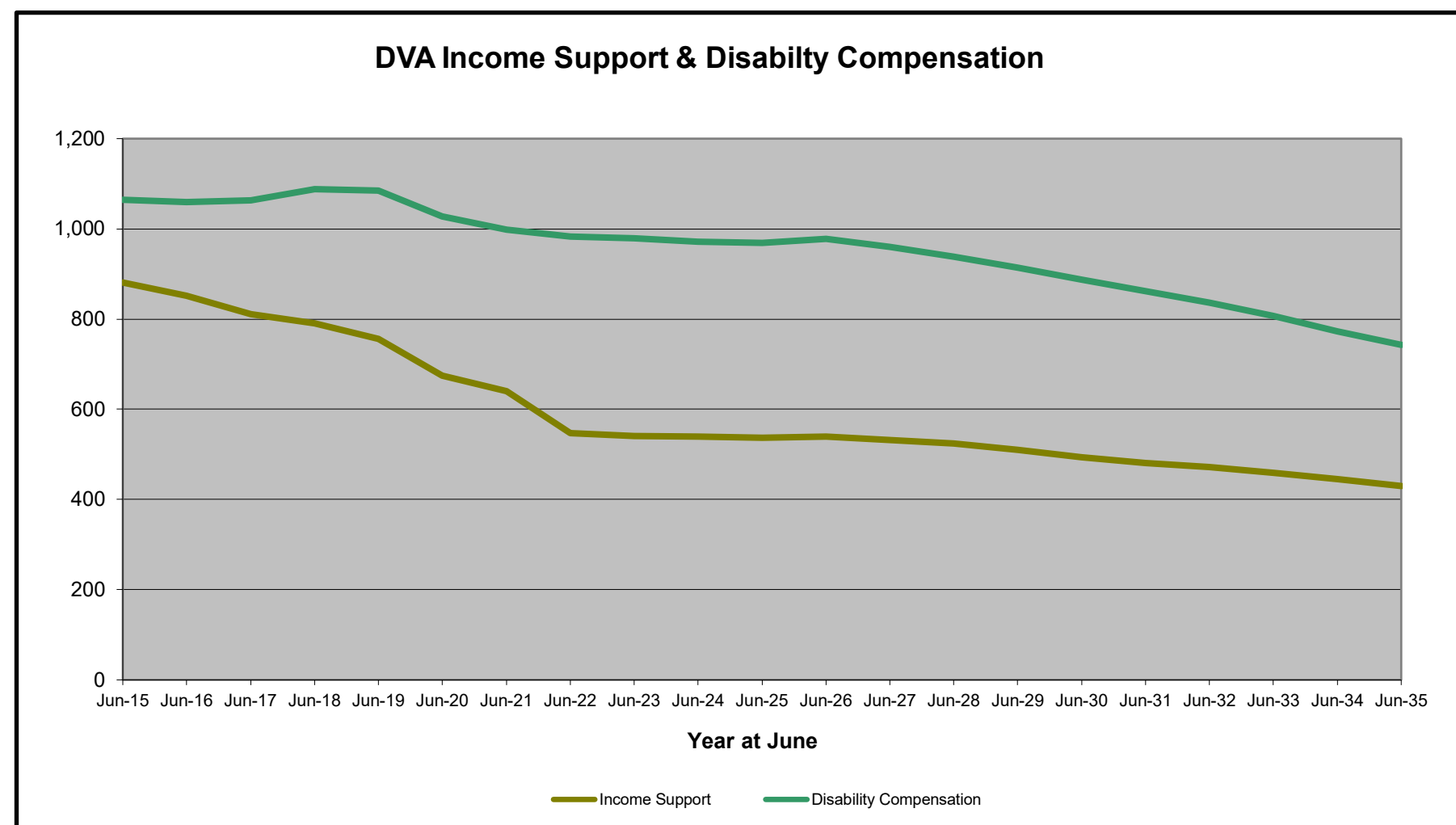
## Executive Summary of DVA Beneficiaries in Receipt of Pension(s), Allowance(s) or Health Care

BENEFICIARY CATEGORY (Subsets of Net Total Beneficiaries on Previous Page)	ACTUAL DATA													FORECAST DATA									
	June 2015	June 2016	June 2017	June 2018	June 2019	June 2020	June 2021	June 2022	June 2023	June 2024	June 2025	Dec 2025	June 2026	June 2027	June 2028	June 2029	June 2030	June 2031	June 2032	June 2033	June 2034	June 2035	
<b>Health Treatment Card Holders :</b>																							
Gold Cards	571	603	628	674	713	670	669	688	744	794	847	902	900	1,000	1,000	1,100	1,100	1,200	1,300	1,300	1,400	1,400	
White Cards	463	514	583	600	673	858	958	1,102	1,102	1,181	1,233	1,251	1,300	1,300	1,400	1,400	1,400	1,500	1,500	1,500	1,600	1,600	
<b>Total Health Treatment Cards</b>	<b>1,034</b>	<b>1,117</b>	<b>1,211</b>	<b>1,274</b>	<b>1,386</b>	<b>1,528</b>	<b>1,627</b>	<b>1,790</b>	<b>1,846</b>	<b>1,975</b>	<b>2,080</b>	<b>2,153</b>	<b>2,200</b>	<b>2,300</b>	<b>2,400</b>	<b>2,500</b>	<b>2,590</b>	<b>2,700</b>	<b>2,800</b>	<b>2,800</b>	<b>2,900</b>	<b>3,000</b>	
Repatriation Pharmaceutical Benefits Cards (Orange Cards)	37	33	28	22	18	9	4	3	2	1	1	1	0	0	0	0	0	0	0	0	0	0	
<b>Other Income Support Categories:</b>																							
Income Support Supplement	58	62	60	64	58	60	63	62	64	60	63	62	60	60	60	50	50	50	50	50	50	40	40
Age Pensioners	4	8	11	9	12	11	9	14	13	14	17	18	20	20	30	30	30	30	30	30	30	30	30
Commonwealth Seniors Health Cards (CSHC)	1	2	1	1	2	0	0	1	1	0	0	0	0	0	0	0	0	0	0	0	0	0	0
Defence Force Income Support Supplement (DFISA) (a)	40	44	58	59	60	51	54	0	0	0	0	0	0	0	0	0	0	0	0	0	0	0	0
<b>Total Income Support Beneficiaries (b)</b>	<b>881</b>	<b>851</b>	<b>811</b>	<b>790</b>	<b>756</b>	<b>675</b>	<b>640</b>	<b>547</b>	<b>541</b>	<b>539</b>	<b>537</b>	<b>540</b>	<b>500</b>	<b>500</b>	<b>500</b>	<b>500</b>	<b>500</b>	<b>500</b>	<b>500</b>	<b>500</b>	<b>400</b>	<b>400</b>	
<b>Total Disability Compensation Beneficiaries (c)</b>	<b>1,064</b>	<b>1,059</b>	<b>1,063</b>	<b>1,088</b>	<b>1,085</b>	<b>1,028</b>	<b>998</b>	<b>983</b>	<b>979</b>	<b>971</b>	<b>969</b>	<b>978</b>	<b>1,000</b>	<b>1,000</b>	<b>900</b>	<b>900</b>	<b>900</b>	<b>900</b>	<b>800</b>	<b>800</b>	<b>800</b>	<b>700</b>	

(a) - DFISA was abolished on 1 January 2022, since the payment became redundant when DVA's Disability Compensation Payment and some other relevant DVA payments were exempted from means tests for social security income support.

(b) - Includes veteran service pensions, dependant service pensions, income support supplement, age pensions, commonwealth seniors health cards and DFISA recipients.

(c) - Includes disability, war widow, orphan and adequate means of support pensions.



Date of Most Recent Actual Data : 2 January 2026

## Glossary

OTHER ABBREVIATIONS	DESCRIPTION
MRCA	Military Rehabilitation and Compensation Act
DRCA	Safety, Rehabilitation and Compensation (Defence - related Claims) Act
VEA	Veterans' Entitlement Act
VCES	Veterans' Child Education Scheme
MRCAETS	Military Rehabilitation and Compensation Act Education and Training Scheme
DCP*	Disability Compensation Payment
SPV	Service Pension Veterans
SPD	Service Pension Dependents
WW	War Widow(er)s
ISS	Income Support Supplement

\* Starting on 1 January 2022, the Disability Pension has been renamed to the Disability Compensation Payment.

This was done to reflect the fact that the Disability Pension is not an income support pension but is instead a compensation payment.

\* Please note that all of the forecast data in the above table has been rounded.

As such, summing up relevant beneficiary categories to obtain totals (e.g., Total Veterans or Total Dependents) may lead to results which differ slightly to the totals reported in the above table.