

DVA PROJECTED BENEFICIARY NUMBERS WITH ACTUALS TO 30 JUNE 2025 - AUSTRALIA

Executive Summary of DVA Beneficiaries in Receipt of Pension(s), Allowance(s) or Health Care

BENEFICIARY CATEGORY	ACTUAL DATA											FORECAST DATA										
	June 2015	June 2016	June 2017	June 2018	June 2019	June 2020	June 2021	June 2022	June 2023	June 2024	June 2025	June 2026	June 2027	June 2028	June 2029	June 2030	June 2031	June 2032	June 2033	June 2034	June 2035	
Veterans :																						
Disability Compensation Payment Recipients*	96,493	92,374	88,974	85,811	83,363	81,918	80,252	77,967	76,126	75,727	74,753	73,300	71,900	70,400	68,900	67,300	65,600	63,800	62,000	60,100	58,100	
Age Pension Veterans (Included Above)	2,151	2,097	2,026	1,940	2,058	2,096	2,148	2,335	2,473	2,509	2,540	2,700	2,800	2,900	3,000	3,200	3,300	3,400	3,500	3,600	3,600	
Service Pension Veterans	66,016	61,504	55,641	52,011	48,958	46,244	43,844	41,481	39,216	37,280	35,537	33,600	31,700	29,900	28,000	26,200	24,400	22,600	20,800	19,100	17,400	
Disability Compensation Payment Recipient & Service Pension Veteran Overlap*	45,206	42,542	38,738	36,604	34,688	32,988	31,454	29,904	28,355	26,929	25,640	24,200	22,700	21,300	19,800	18,400	16,900	15,500	14,000	12,600	11,200	
Treatment Cards, Allowances or Accepted Disabilities Only**	53,713	55,968	59,194	64,606	86,032	130,372	147,589	165,842	178,732	190,236	200,335	209,100	217,500	225,400	232,800	239,800	246,300	252,500	258,500	264,200	269,600	
MRCA Veterans	19,561	22,337	25,596	29,612	36,875	43,169	48,985	53,672	60,621	72,694	81,652	90,200	98,600	106,600	114,400	121,900	129,200	136,300	143,300	150,100	156,800	
DRCA Veterans	50,757	51,388	52,019	52,588	54,242	56,341	57,679	59,342	61,155	64,182	67,016	68,700	70,400	71,900	73,300	74,500	75,500	76,300	76,900	77,300	77,500	
Total Veterans	171,016	167,304	165,071	165,824	183,665	225,546	240,231	255,386	265,719	276,314	284,985	291,800	298,400	304,400	309,900	314,900	319,400	323,500	327,300	330,700	333,900	
Dependants :																						
Service Pension Dependants	60,631	56,670	51,329	47,928	45,071	42,520	40,216	37,737	35,337	33,296	31,239	29,300	27,400	25,500	23,800	22,200	20,600	19,200	17,800	16,500	15,300	
War Widow(er)s	75,536	69,960	64,500	59,001	53,899	49,000	44,391	40,101	36,013	32,818	30,016	27,500	25,500	23,800	22,500	21,400	20,400	19,600	18,900	18,200	17,500	
Orphans	173	150	157	155	148	136	143	155	167	158	143	140	130	130	130	120	120	120	120	110	110	
Adequate Means of Support (AMS) ***	382	367	355	331	319	304	290	274	254	244	226	200	200	200	200	200	200	200	180	180	170	
Age Pension Partners	1,470	1,408	1,324	1,257	1,248	1,285	1,284	1,312	1,344	1,316	1,296	1,300	1,300	1,300	1,300	1,300	1,300	1,300	1,300	1,300	1,300	
Commonwealth Seniors Health Cards (CSHC) Dependants	3,055	2,835	4,449	2,660	2,621	2,475	2,277	2,136	2,006	1,873	1,820	1,700	1,600	1,400	1,400	1,300	1,200	1,100	1,000	900	900	
Defence Force Income Support Supplement (DFISA) Dependants ****	5,811	5,711	5,460	5,404	5,540	5,476	5,515	0	0	0	0	0	0	0	0	0	0	0	0	0	0	
MRCA Dependants	177	188	219	252	294	336	385	433	483	563	672	800	800	900	1,000	1,100	1,100	1,200	1,300	1,300	1,400	
Other Dependants	2,513	2,526	2,477	2,671	2,860	4,375	4,716	4,922	5,380	6,340	7,178	8,000	8,600	9,200	9,700	10,100	10,500	10,700	10,900	11,100	11,200	
Total Overlap Between Dependant Categories	2,827	2,659	3,050	2,301	2,240	2,101	1,972	1,012	895	845	765	700	600	600	500	500	400	400	400	400	300	
Total Dependants	146,921	137,156	127,220	117,358	109,760	103,806	97,245	86,058	80,089	75,763	71,825	68,200	64,900	62,000	59,500	57,100	55,000	53,000	51,100	49,200	47,400	
Total Veterans and Total Dependants Overlap	1,366	1,172	1,006	894	844	1,042	1,066	963	941	960	962	1,000	1,000	1,000	1,100	1,100	1,100	1,200	1,200	1,200	1,200	
Nett Total Clients *****	316,571	303,288	291,285	282,314	292,674	328,310	336,410	340,481	344,867	351,117	355,848	359,000	362,200	365,300	368,300	370,900	373,300	375,400	377,200	378,800	380,100	

* Starting on 1 January 2022, the Disability Pension has been renamed to the Disability Compensation Payment. This was done to reflect the fact that the Disability Pension is not an income support pension but is instead a compensation payment.

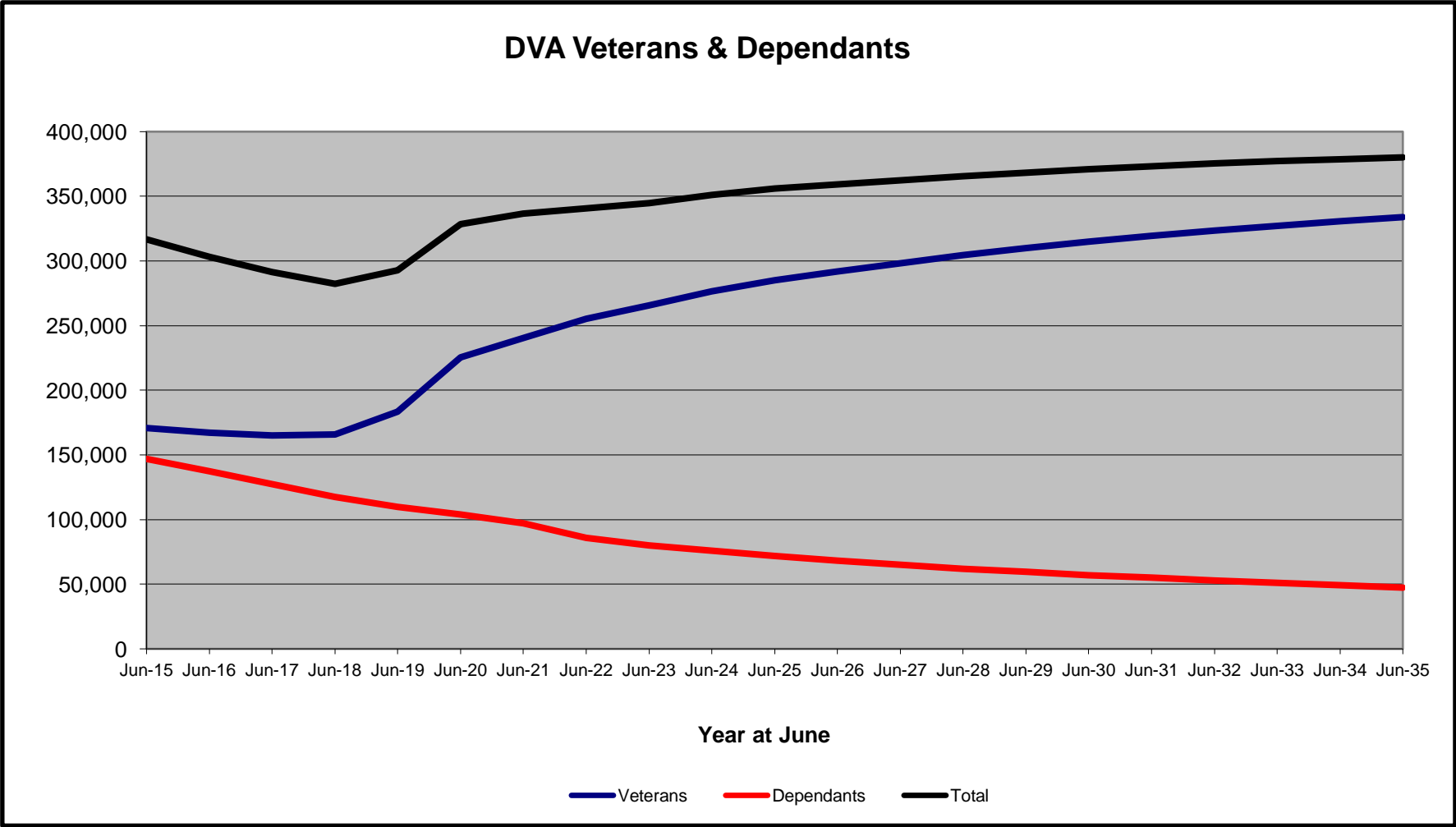
** Please note that the "Treatment Cards, Allowances or Accepted Disabilities Only" category counts all DVA veteran clients, excluding recipients of the Veteran Service Pension or Disability Compensation Payment (DCP).

*** Adequate Means of Support Pensions (AMS) were granted prior to 6 June 1985. AMS is paid by DVA if the death of an ex-service man or woman is accepted to have been due to war service, and that person's death left a dependant or other near relative without adequate means of support.

**** DFISA was abolished on 1 January 2022, since the payment became redundant when DVA's Disability Compensation Payment and some other relevant DVA payments were exempted from means tests for social security income support.

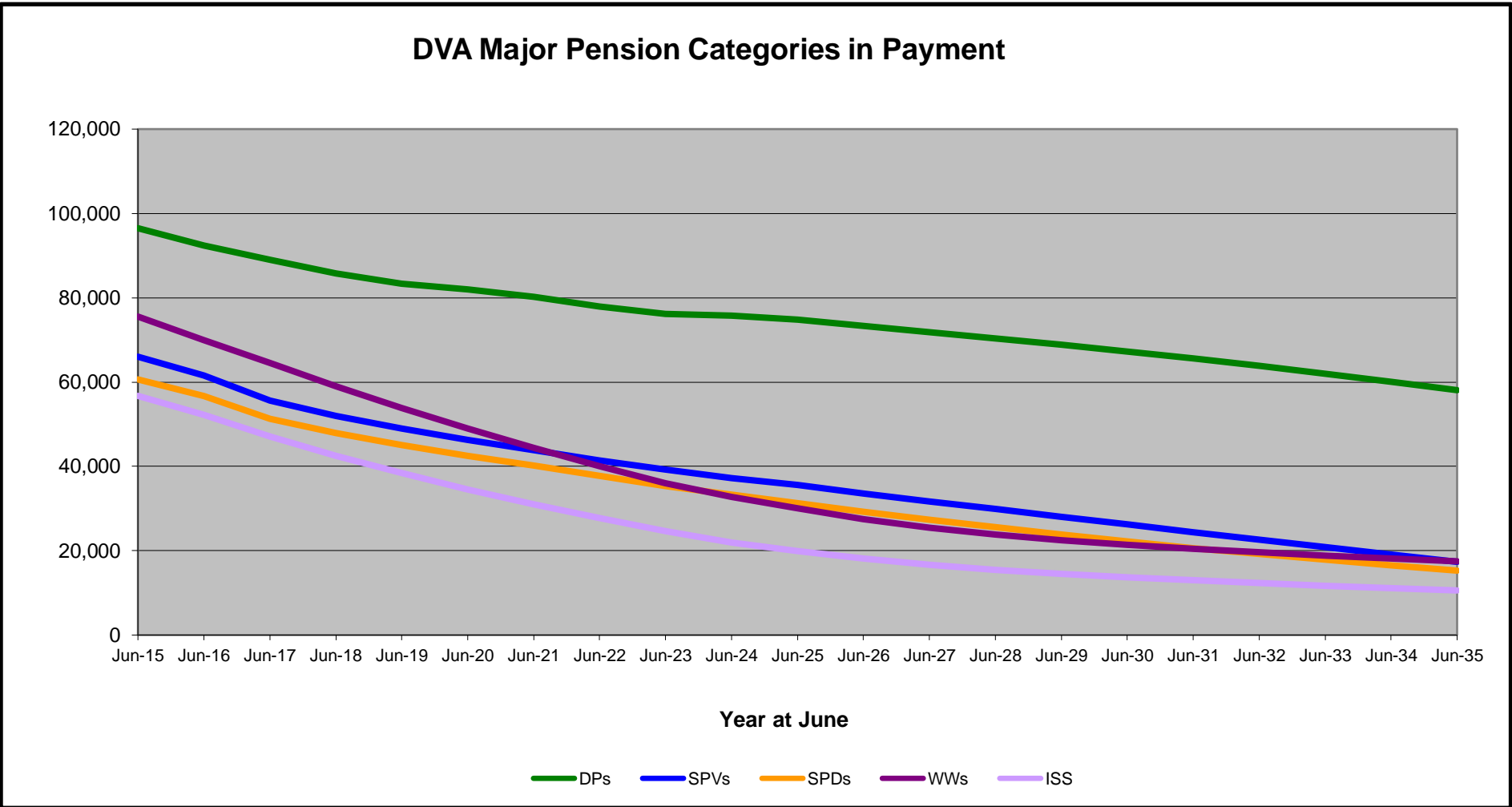
***** From June 2014 this report contains a more complete count of total DVA clients. The previous count; Net Total Beneficiaries; included all persons receiving a VEA pension/allowance or holding a treatment or pharmaceutical entitlement card.

In contrast, the Nett Total Client count also includes any veteran with one or more service related disabilities accepted under the DRCA or the MRCA as well as dependent children of veterans currently receiving student payments under the VCES or MRCAETS.



Date of Most Recent Actual Data : 27 June 2025

Continued next page

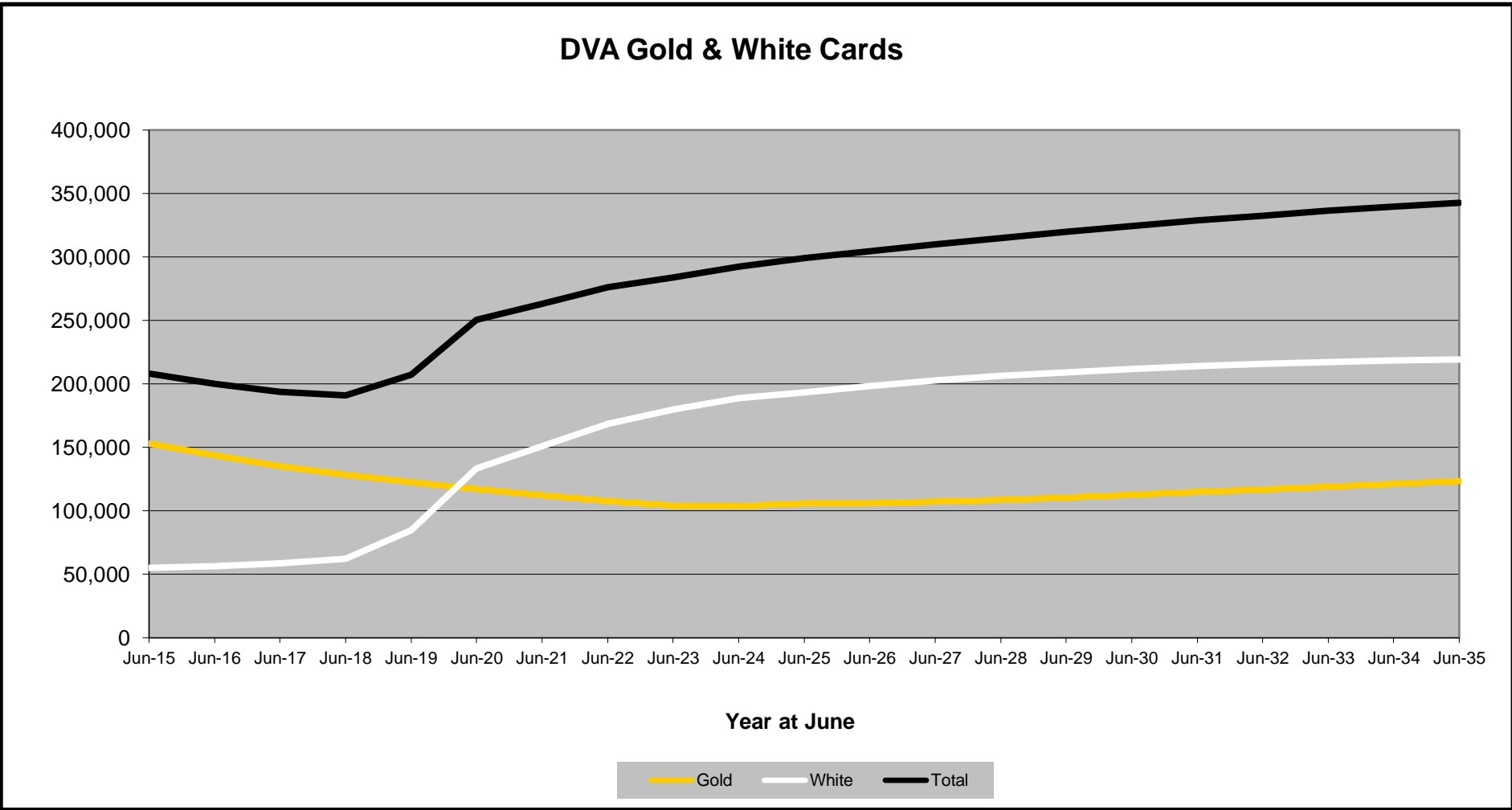
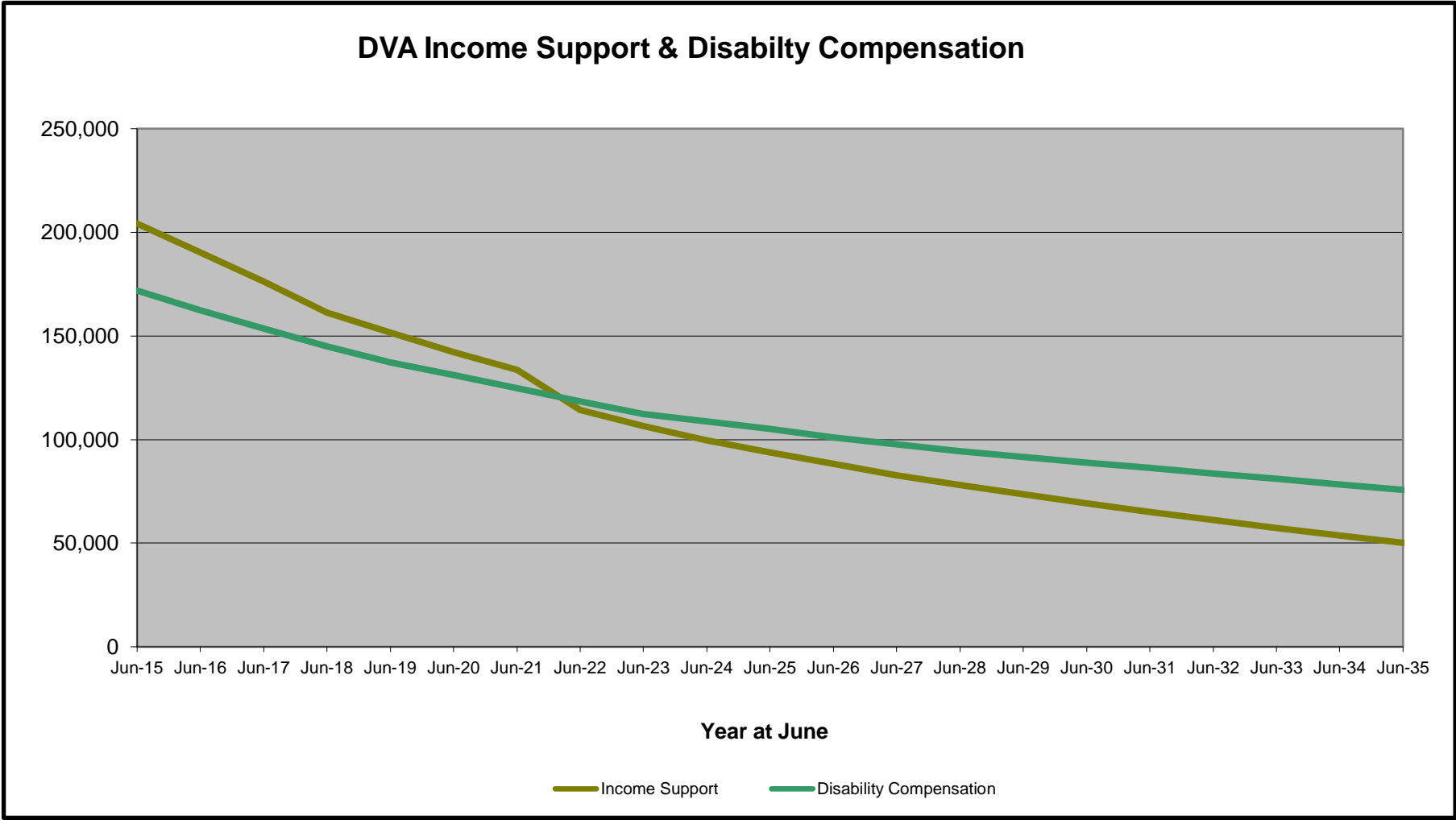


DVA PROJECTED BENEFICIARY NUMBERS WITH ACTUALS TO 30 JUNE 2025 - AUSTRALIA

Executive Summary of DVA Beneficiaries in Receipt of Pension(s), Allowance(s) or Health Care

BENEFICIARY CATEGORY (Subsets of Net Total Beneficiaries on Previous Page)	ACTUAL DATA											FORECAST DATA										
	June 2015	June 2016	June 2017	June 2018	June 2019	June 2020	June 2021	June 2022	June 2023	June 2024	June 2025	June 2026	June 2027	June 2028	June 2029	June 2030	June 2031	June 2032	June 2033	June 2034	June 2035	
Health Treatment Card Holders :																						
Gold Cards	153,033	143,635	135,263	128,517	122,536	117,072	112,146	107,665	104,148	103,737	105,754	106,000	107,100	108,700	110,600	112,600	114,800	116,900	119,100	121,300	123,400	
White Cards	55,148	56,610	58,705	62,450	84,624	133,539	151,019	168,540	179,759	188,607	193,367	198,500	202,700	206,200	209,300	211,800	213,900	215,700	217,200	218,300	219,300	
Total Health Treatment Cards	208,181	200,245	193,968	190,967	207,160	250,611	263,165	276,205	283,907	292,344	299,121	304,500	309,800	314,900	319,800	324,400	328,700	332,700	336,300	339,600	342,700	
Repatriation Pharmaceutical Benefits Cards (Orange Cards)	4,709	3,799	3,024	2,315	1,774	1,330	981	659	444	303	211	130	80	50	30	10	10	0	0	0	0	
Other Income Support Categories:																						
Income Support Supplement	56,725	52,292	47,036	42,464	38,403	34,571	30,984	27,730	24,662	22,010	19,864	18,100	16,700	15,500	14,500	13,700	13,000	12,300	11,700	11,100	10,600	
Age Pensioners	3,658	3,538	3,380	3,225	3,338	3,379	3,427	3,638	3,803	3,818	3,827	3,900	4,100	4,200	4,300	4,400	4,600	4,700	4,800	4,800	4,900	
Commonwealth Seniors Health Cards (CSHC)	4,698	4,321	7,222	4,098	4,092	3,954	3,670	3,549	3,466	3,328	3,382	3,200	3,100	2,900	2,800	2,700	2,600	2,400	2,300	2,200	2,000	
Defence Force Income Support Supplement (DFISA) (a)	15,192	14,784	14,174	13,933	14,328	14,212	14,270	0	0	0	0	0	0	0	0	0	0	0	0	0	0	
Total Income Support Beneficiaries (b)	204,180	190,423	176,232	161,184	151,543	142,222	133,682	114,135	106,484	99,732	93,849	88,200	82,900	78,000	73,500	69,200	65,200	61,200	57,400	53,700	50,200	
Total Disability Compensation Beneficiaries (c)	171,874	162,247	153,463	144,843	137,352	131,050	124,823	118,292	112,389	108,795	105,013	101,100	97,600	94,500	91,600	88,900	86,200	83,600	81,100	78,400	75,700	

- (a) - DFISA was abolished on 1 January 2022, since the payment became redundant when DVA's Disability Compensation Payment and some other relevant DVA payments were exempted from means tests for social security income support.
- (b) - Includes veteran service pensions, dependant service pensions, income support supplement, age pensions, commonwealth seniors health cards and DFISA recipients.
- (c) - Includes disability, war widow, orphan and adequate means of support pensions.



Date of Most Recent Actual Data : 27 June 2025

DVA PROJECTED BENEFICIARY NUMBERS WITH ACTUALS TO 30 JUNE 2025 - NEW SOUTH WALES

Executive Summary of DVA Beneficiaries in Receipt of Pension(s), Allowance(s) or Health Care

BENEFICIARY CATEGORY	ACTUAL DATA											FORECAST DATA										
	June 2015	June 2016	June 2017	June 2018	June 2019	June 2020	June 2021	June 2022	June 2023	June 2024	June 2025	June 2026	June 2027	June 2028	June 2029	June 2030	June 2031	June 2032	June 2033	June 2034	June 2035	
Veterans :																						
Disability Compensation Payment Recipients*	26,502	24,873	23,504	22,243	21,198	20,509	19,805	18,944	18,182	17,860	17,447	16,900	16,500	16,000	15,500	15,000	14,500	14,000	13,500	13,000	12,500	
Age Pension Veterans (Included Above)	644	594	533	488	489	479	481	509	536	530	518	500	600	600	600	600	600	700	700	700	700	
Service Pension Veterans	19,527	18,026	16,100	14,877	13,876	13,001	12,258	11,497	10,778	10,172	9,633	9,000	8,500	8,000	7,500	7,000	6,500	6,000	5,500	5,000	4,500	
Disability Compensation Payment Recipient & Service Pension Veteran Overlap*	12,982	11,999	10,641	9,844	9,190	8,601	8,140	7,629	7,126	6,689	6,305	5,900	5,500	5,200	4,800	4,400	4,100	3,700	3,400	3,000	2,700	
Treatment Cards, Allowances or Accepted Disabilities Only**	13,898	14,398	15,150	16,369	21,302	33,006	37,409	41,645	44,602	47,308	49,920	51,900	53,800	55,500	57,200	58,700	60,200	61,500	62,800	64,100	65,300	
MRCA Veterans	4,768	5,475	6,298	7,337	9,103	10,614	11,867	12,955	14,498	17,503	19,781	21,900	24,100	26,100	28,100	30,000	31,800	33,600	35,300	37,000	38,600	
DRCA Veterans	12,118	12,231	12,321	12,428	12,670	13,015	13,247	13,447	13,670	14,182	14,758	15,000	15,300	15,600	15,800	16,100	16,200	16,400	16,500	16,500	16,500	
Total Veterans	46,945	45,298	44,113	43,645	47,186	57,915	61,332	64,457	66,436	68,651	70,695	72,000	73,200	74,300	75,400	76,300	77,100	77,800	78,500	79,100	79,600	
Dependants :																						
Service Pension Dependants	17,269	15,929	14,247	13,153	12,280	11,507	10,818	10,076	9,417	8,869	8,309	7,800	7,300	6,900	6,400	6,000	5,600	5,200	4,900	4,500	4,200	
War Widow(er)s	26,569	24,507	22,489	20,437	18,621	16,747	15,021	13,296	11,654	10,396	9,318	8,300	7,600	6,900	6,400	5,900	5,600	5,300	5,000	4,700	4,500	
Orphans	52	45	51	49	46	43	46	50	49	45	38	40	30	30	30	30	30	30	30	30	30	
Adequate Means of Support (AMS) ***	126	123	119	114	110	108	104	97	90	87	82	80	80	80	80	70	70	70	70	60	60	
Age Pension Partners	443	401	358	325	306	303	284	289	284	289	275	300	300	300	300	300	300	300	300	300	300	
Commonwealth Seniors Health Cards (CSHC) Dependants	926	859	1,379	795	789	774	717	654	593	563	542	500	500	400	400	400	300	300	300	300	300	
Defence Force Income Support Supplement (DFISA) Dependants ****	1,598	1,517	1,402	1,366	1,351	1,312	1,315	0	0	0	0	0	0	0	0	0	0	0	0	0	0	
MRCA Dependants	47	52	55	61	74	74	90	103	112	135	154	180	200	220	240	270	290	310	330	350	360	
Other Dependants	581	574	526	615	639	1,003	1,042	1,077	1,148	1,284	1,454	1,600	1,800	1,900	2,000	2,100	2,100	2,200	2,200	2,200	2,300	
Total Overlap Between Dependant Categories	857	773	931	652	625	591	541	317	274	262	233	200	200	200	100	100	100	100	100	100	100	
Total Dependants	46,754	43,234	39,695	36,263	33,591	31,280	28,896	25,325	23,073	21,406	19,939	18,600	17,500	16,500	15,700	14,900	14,200	13,600	13,000	12,400	11,900	
Total Veterans and Total Dependants Overlap	429	360	297	249	218	245	234	208	199	193	192	190	200	200	200	200	200	200	200	200	200	
Nett Total Clients *****	93,270	88,172	83,511	79,666	80,577	88,950	89,994	89,574	89,310	89,864	90,442	90,400	90,500	90,700	90,800	91,000	91,100	91,200	91,200	91,300	91,200	

* Starting on 1 January 2022, the Disability Pension has been renamed to the Disability Compensation Payment. This was done to reflect the fact that the Disability Pension is not an income support pension but is instead a compensation payment.

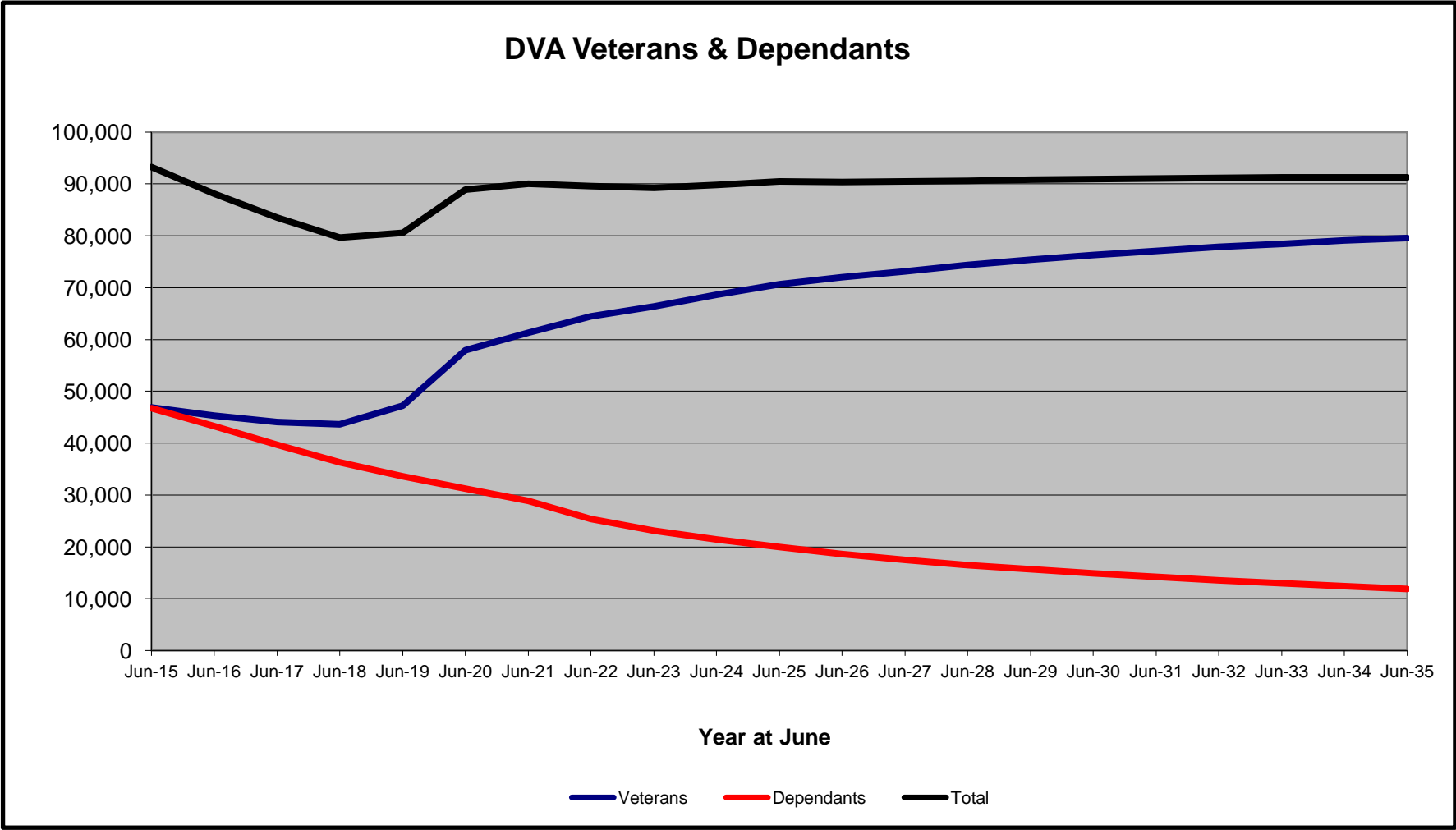
** Please note that the "Treatment Cards, Allowances or Accepted Disabilities Only" category counts all DVA veteran clients, excluding recipients of the Veteran Service Pension or Disability Compensation Payment (DCP).

*** Adequate Means of Support Pensions (AMS) were granted prior to 6 June 1985. AMS is paid by DVA if the death of an ex-service man or woman is accepted to have been due to war service, and that person's death left a dependant or other near relative without adequate means of support.

**** DFISA was abolished on 1 January 2022, since the payment became redundant when DVA's Disability Compensation Payment and some other relevant DVA payments were exempted from means tests for social security income support.

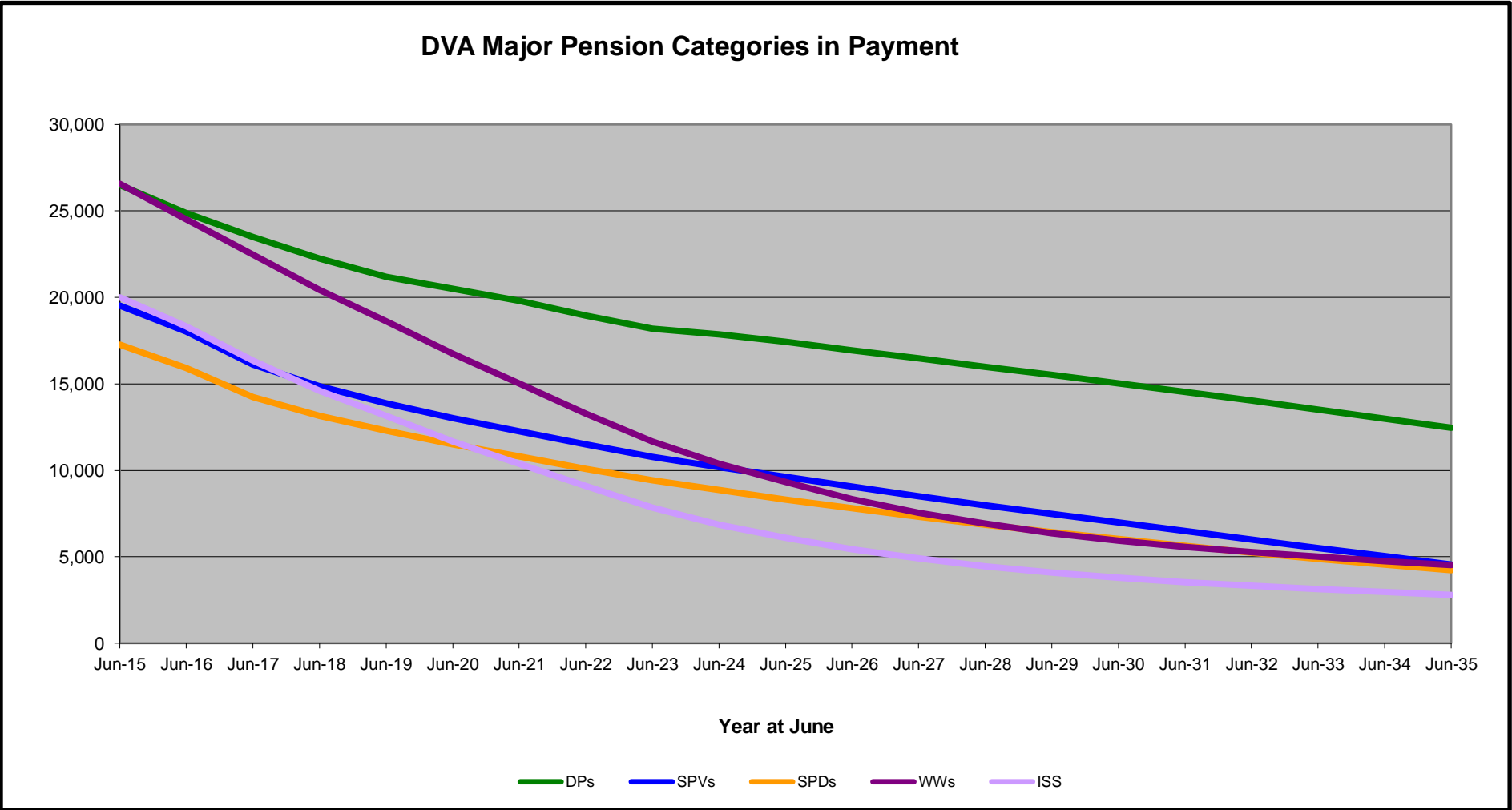
***** From June 2014 this report contains a more complete count of total DVA clients. The previous count; Net Total Beneficiaries; included all persons receiving a VEA pension/allowance or holding a treatment or pharmaceutical entitlement card.

In contrast, the Nett Total Client count also includes any veteran with one or more service related disabilities accepted under the DRCA or the MRCA as well as dependent children of veterans currently receiving student payments under the VCES or MRCAETS.



Date of Most Recent Actual Data : 27 June 2025

Continued next page

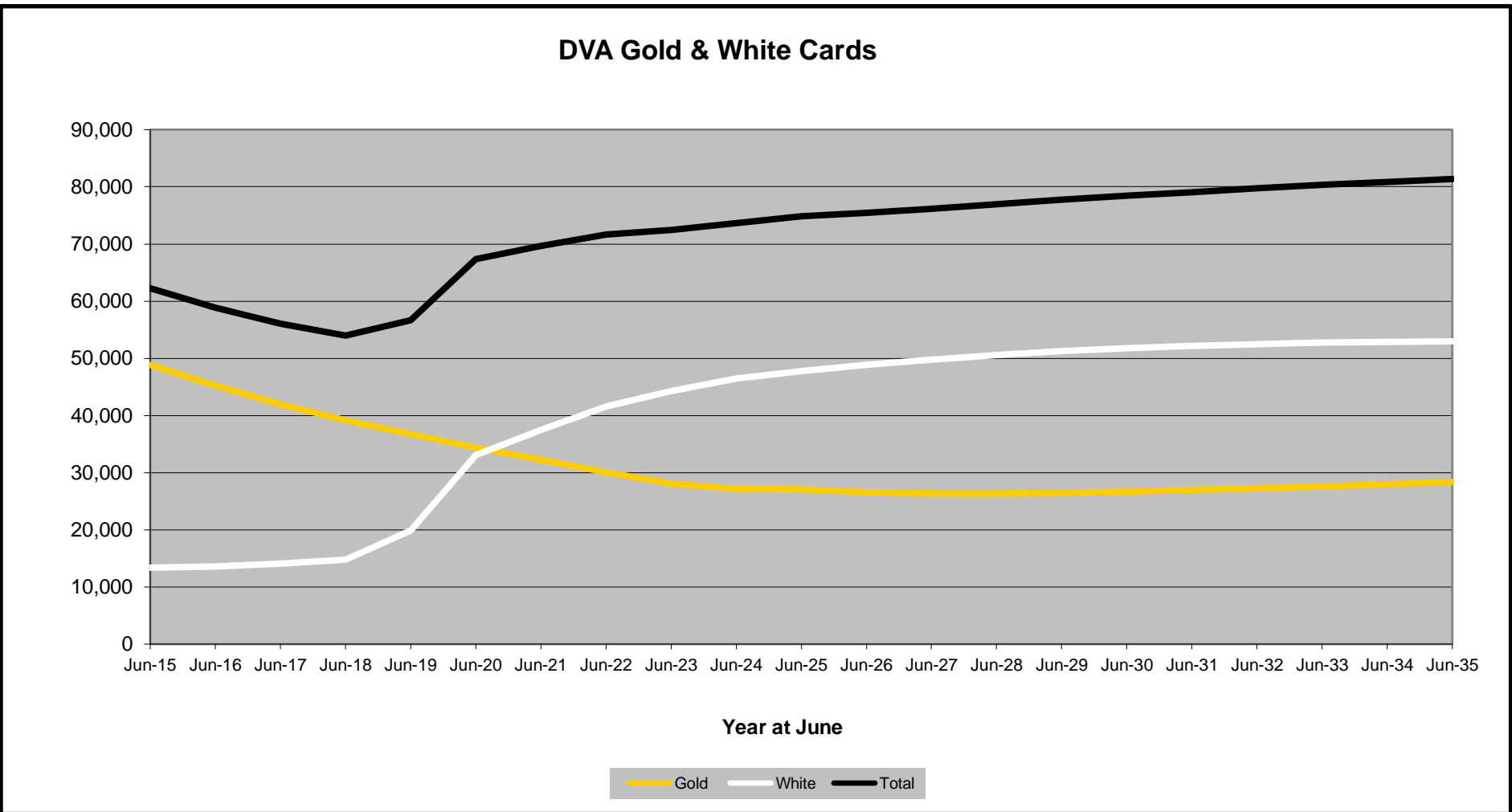
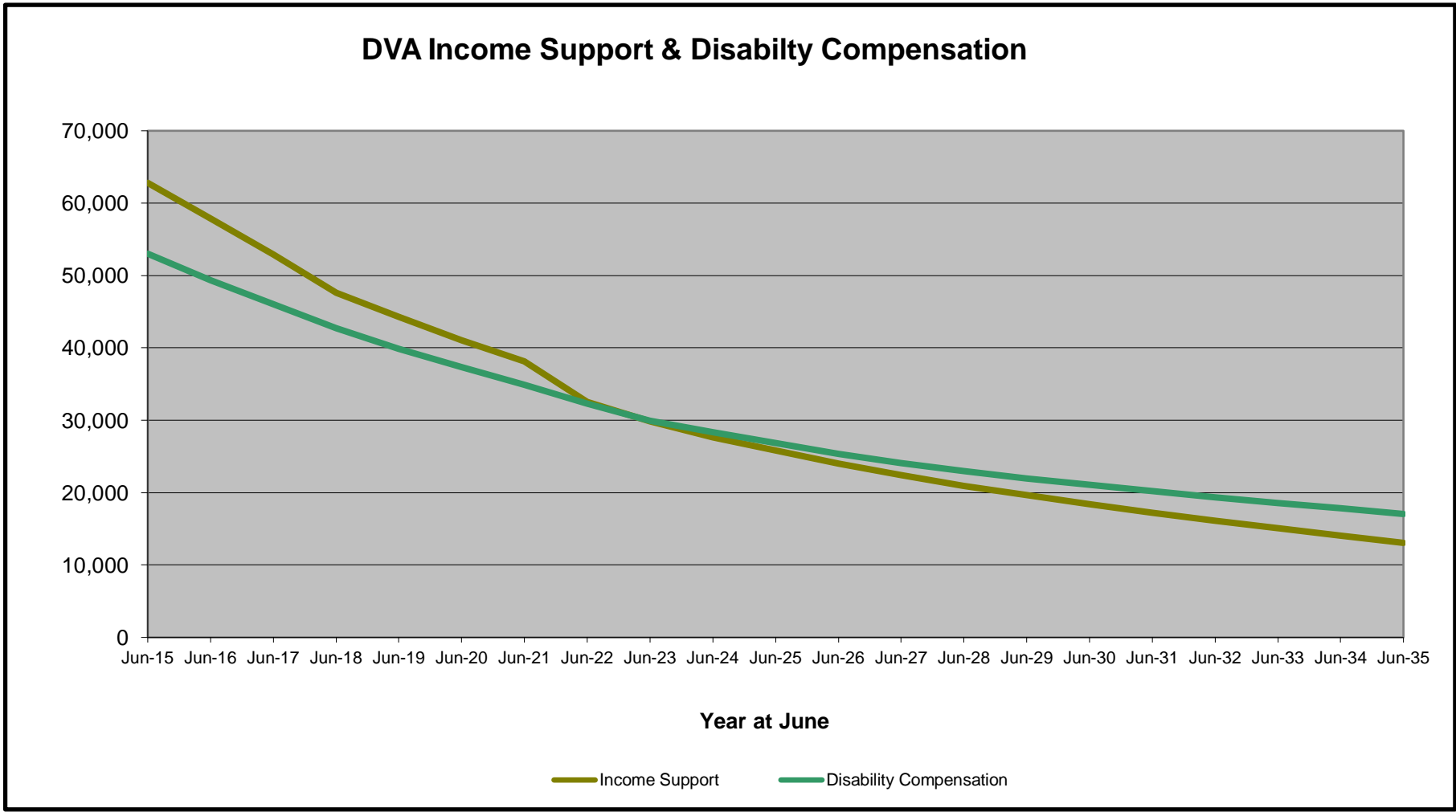


DVA PROJECTED BENEFICIARY NUMBERS WITH ACTUALS TO 30 JUNE 2025 - NEW SOUTH WALES

Executive Summary of DVA Beneficiaries in Receipt of Pension(s), Allowance(s) or Health Care

BENEFICIARY CATEGORY (Subsets of Net Total Beneficiaries on Previous Page)	ACTUAL DATA											FORECAST DATA										
	June 2015	June 2016	June 2017	June 2018	June 2019	June 2020	June 2021	June 2022	June 2023	June 2024	June 2025	June 2026	June 2027	June 2028	June 2029	June 2030	June 2031	June 2032	June 2033	June 2034	June 2035	
Health Treatment Card Holders :																						
Gold Cards	48,856	45,271	42,007	39,190	36,760	34,335	32,243	30,078	28,113	27,208	27,081	26,600	26,400	26,400	26,500	26,700	27,000	27,300	27,600	28,000	28,400	
White Cards	13,376	13,624	14,057	14,783	19,904	33,035	37,449	41,598	44,307	46,453	47,783	48,900	49,800	50,600	51,200	51,700	52,100	52,500	52,700	52,900	53,000	
Total Health Treatment Cards	62,232	58,895	56,064	53,973	56,664	67,370	69,692	71,676	72,420	73,661	74,864	75,500	76,200	76,900	77,700	78,400	79,100	79,700	80,300	80,900	81,400	
Repatriation Pharmaceutical Benefits Cards (Orange Cards)	1,353	1,102	895	689	545	417	298	200	131	91	65	40	20	10	10	0	0	0	0	0	0	
Other Income Support Categories:																						
Income Support Supplement	20,004	18,325	16,347	14,597	13,135	11,682	10,364	9,085	7,855	6,839	6,095	5,400	4,900	4,500	4,100	3,800	3,500	3,300	3,100	3,000	2,800	
Age Pensioners	1,096	1,003	899	820	805	783	763	795	817	818	790	800	800	800	900	900	900	900	900	900	1,000	
Commonwealth Seniors Health Cards (CSHC)	1,382	1,263	2,161	1,197	1,210	1,191	1,102	1,044	991	965	969	900	900	800	800	700	700	700	600	600	500	
Defence Force Income Support Supplement (DFISA) (a)	4,338	4,055	3,789	3,619	3,592	3,487	3,462	0	0	0	0	0	0	0	0	0	0	0	0	0	0	
Total Income Support Beneficiaries (b)	62,801	57,867	52,879	47,644	44,278	41,055	38,173	32,497	29,858	27,663	25,796	24,000	22,400	21,000	19,600	18,400	17,200	16,100	15,100	14,100	13,100	
Total Disability Compensation Beneficiaries (c)	53,011	49,349	45,997	42,696	39,853	37,313	34,901	32,331	29,929	28,350	26,854	25,400	24,100	23,000	22,000	21,100	20,200	19,400	18,600	17,800	17,100	

- (a) - DFISA was abolished on 1 January 2022, since the payment became redundant when DVA's Disability Compensation Payment and some other relevant DVA payments were exempted from means tests for social security income support.
- (b) - Includes veteran service pensions, dependant service pensions, income support supplement, age pensions, commonwealth seniors health cards and DFISA recipients.
- (c) - Includes disability, war widow, orphan and adequate means of support pensions.



Date of Most Recent Actual Data : 27 June 2025

DVA PROJECTED BENEFICIARY NUMBERS WITH ACTUALS TO 30 JUNE 2025 - VICTORIA

Executive Summary of DVA Beneficiaries in Receipt of Pension(s), Allowance(s) or Health Care

BENEFICIARY CATEGORY	ACTUAL DATA											FORECAST DATA										
	June 2015	June 2016	June 2017	June 2018	June 2019	June 2020	June 2021	June 2022	June 2023	June 2024	June 2025	June 2026	June 2027	June 2028	June 2029	June 2030	June 2031	June 2032	June 2033	June 2034	June 2035	
Veterans :																						
Disability Compensation Payment Recipients*	16,859	15,856	15,070	14,285	13,589	13,119	12,637	12,007	11,540	11,364	11,157	10,900	10,700	10,400	10,200	9,900	9,700	9,400	9,100	8,800	8,500	
Age Pension Veterans (Included Above)	430	388	346	317	306	298	284	285	290	302	301	300	300	400	400	400	400	500	500	500	500	
Service Pension Veterans	12,914	11,882	10,620	9,794	9,133	8,557	8,044	7,516	7,071	6,715	6,437	6,100	5,700	5,400	5,100	4,800	4,500	4,100	3,800	3,500	3,100	
Disability Compensation Payment Recipient & Service Pension Veteran Overlap*	8,280	7,628	6,810	6,315	5,858	5,493	5,162	4,814	4,527	4,302	4,112	3,900	3,600	3,400	3,200	3,000	2,800	2,600	2,300	2,100	1,800	
Treatment Cards, Allowances or Accepted Disabilities Only**	8,233	8,485	8,880	9,461	12,423	18,518	20,555	22,903	25,012	27,174	28,772	30,100	31,300	32,400	33,500	34,400	35,300	36,100	36,900	37,600	38,300	
MRCA Veterans	2,475	2,875	3,304	3,832	4,638	5,205	5,689	6,073	6,722	7,894	8,899	9,800	10,700	11,600	12,500	13,300	14,200	15,000	15,800	16,700	17,500	
DRCA Veterans	7,262	7,371	7,502	7,628	7,872	8,142	8,229	8,357	8,500	8,888	9,370	9,600	9,900	10,200	10,400	10,600	10,800	10,900	11,000	11,000	11,000	
Total Veterans	29,726	28,595	27,760	27,225	29,287	34,701	36,074	37,612	39,096	40,951	42,254	43,200	44,100	44,800	45,500	46,200	46,700	47,100	47,500	47,800	48,100	
Dependants :																						
Service Pension Dependants	12,085	11,216	10,101	9,325	8,705	8,191	7,685	7,158	6,647	6,274	5,922	5,600	5,200	4,900	4,600	4,300	4,000	3,800	3,500	3,300	3,100	
War Widow(er)s	17,478	15,982	14,562	13,085	11,745	10,463	9,277	8,242	7,264	6,462	5,770	5,200	4,700	4,200	3,900	3,600	3,400	3,300	3,100	3,000	2,800	
Orphans	26	22	17	18	14	11	8	9	12	11	9	10	10	10	10	10	10	10	10	10	10	
Adequate Means of Support (AMS) ***	88	81	80	72	70	65	62	59	56	53	47	50	50	40	40	40	40	40	40	40	40	
Age Pension Partners	301	285	260	226	208	205	198	186	182	171	169	160	160	160	160	160	160	160	160	160	160	
Commonwealth Seniors Health Cards (CSHC) Dependants	638	598	961	550	546	513	463	434	403	367	337	300	300	300	300	200	200	200	200	200	200	
Defence Force Income Support Supplement (DFISA) Dependants ****	1,005	952	881	826	798	776	761	0	0	0	0	0	0	0	0	0	0	0	0	0	0	
MRCA Dependants	20	19	21	24	31	42	46	49	46	60	74	90	100	110	120	130	130	140	150	160	170	
Other Dependants	346	354	339	375	392	659	712	675	695	762	802	900	900	1,000	1,000	1,000	1,100	1,100	1,100	1,100	1,100	
Total Overlap Between Dependant Categories	572	530	639	414	386	351	314	182	158	143	122	110	100	90	80	70	70	60	60	60	50	
Total Dependants	31,415	28,979	26,583	24,087	22,123	20,574	18,898	16,630	15,147	14,017	13,008	12,100	11,300	10,600	10,000	9,500	9,000	8,600	8,200	7,900	7,600	
Total Veterans and Total Dependants Overlap	291	252	209	184	155	166	158	128	111	123	120	120	120	110	120	120	120	120	120	120	120	
Nett Total Clients *****	60,850	57,322	54,134	51,129	51,267	55,109	54,814	54,114	54,132	54,845	55,142	55,200	55,300	55,300	55,400	55,500	55,600	55,600	55,600	55,600	55,600	

* Starting on 1 January 2022, the Disability Pension has been renamed to the Disability Compensation Payment. This was done to reflect the fact that the Disability Pension is not an income support pension but is instead a compensation payment.

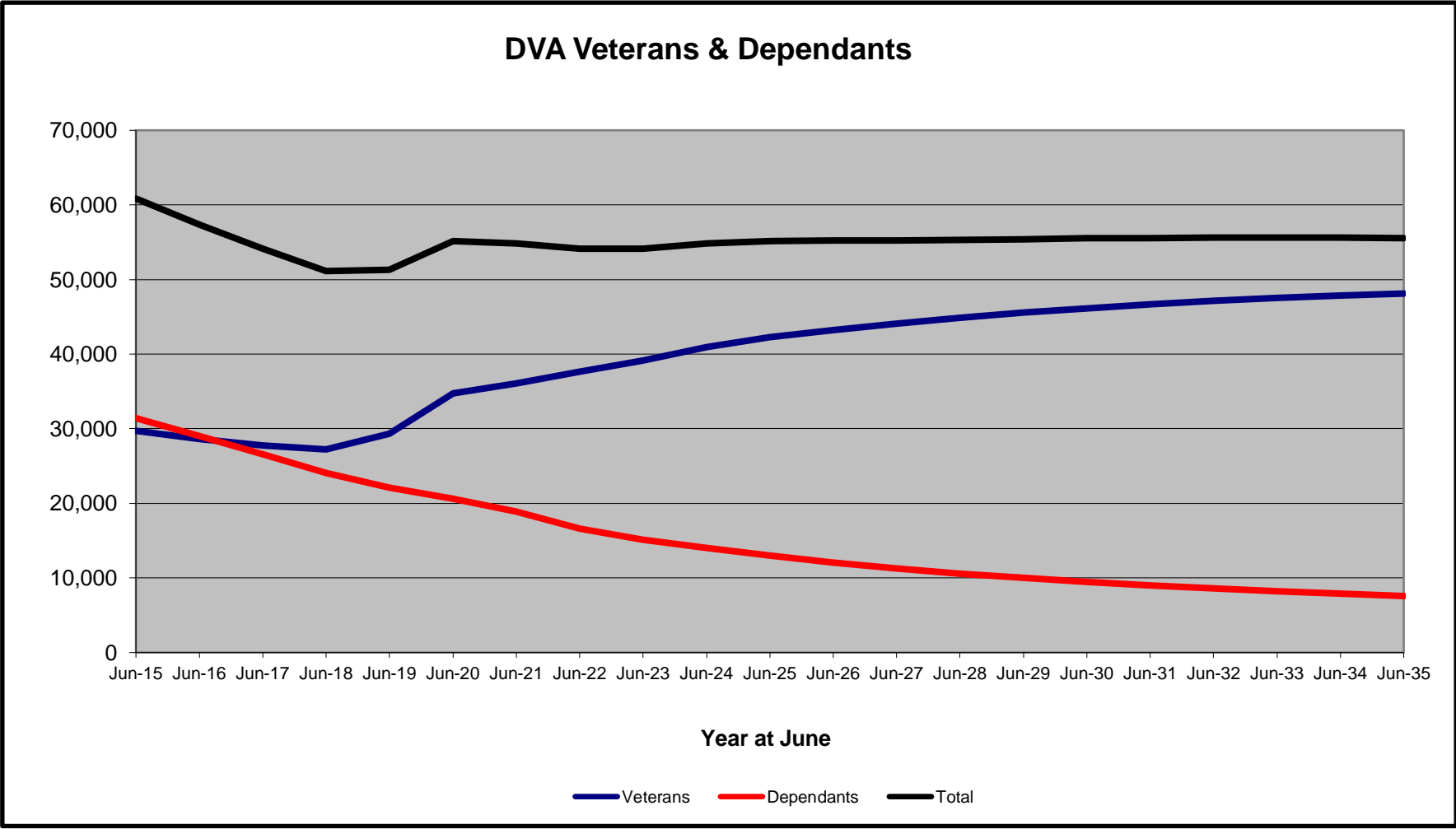
** Please note that the "Treatment Cards, Allowances or Accepted Disabilities Only" category counts all DVA veteran clients, excluding recipients of the Veteran Service Pension or Disability Compensation Payment (DCP).

*** Adequate Means of Support Pensions (AMS) were granted prior to 6 June 1985. AMS is paid by DVA if the death of an ex-service man or woman is accepted to have been due to war service, and that person's death left a dependant or other near relative without adequate means of support.

**** DFISA was abolished on 1 January 2022, since the payment became redundant when DVA's Disability Compensation Payment and some other relevant DVA payments were exempted from means tests for social security income support.

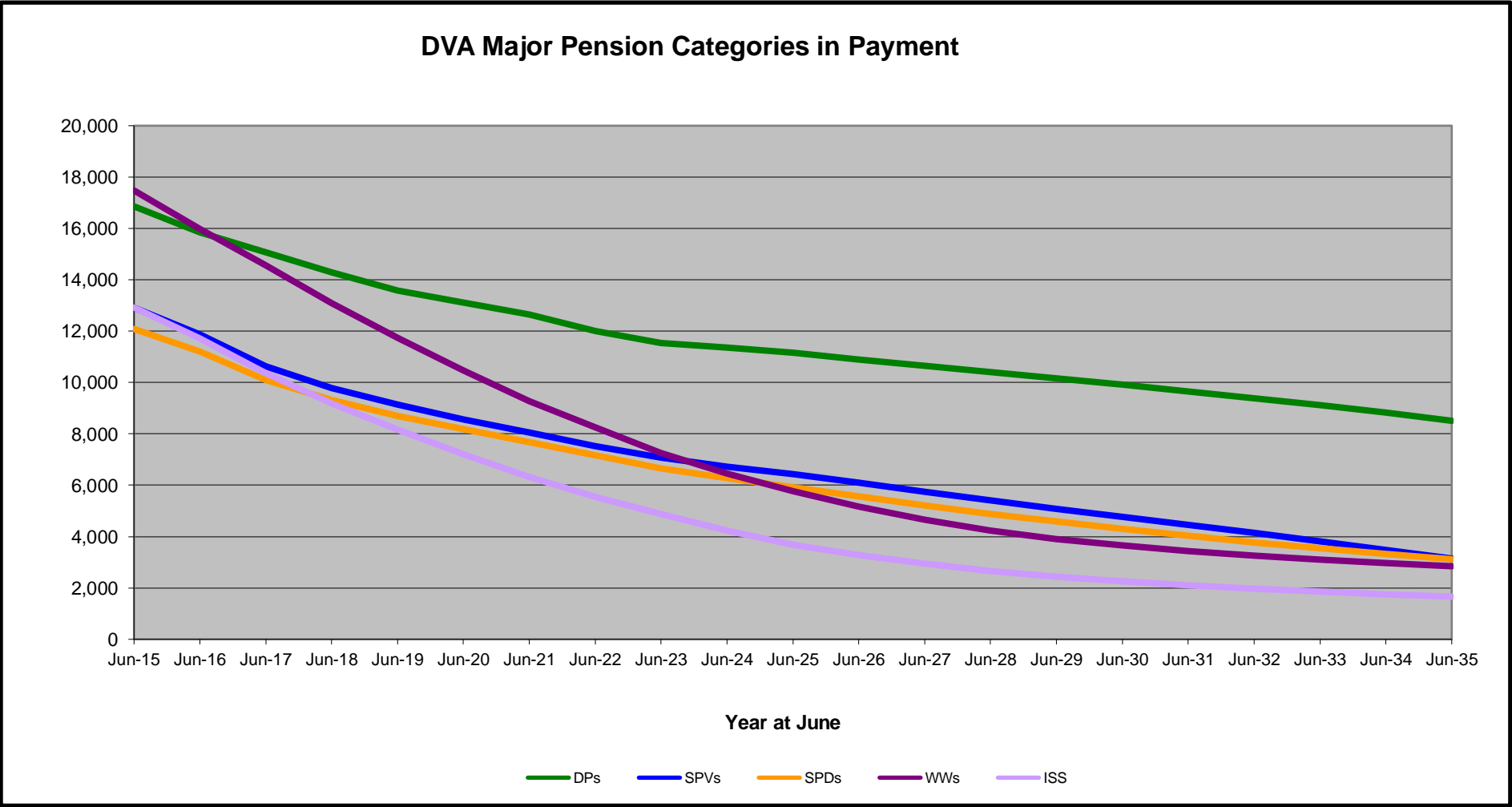
***** From June 2014 this report contains a more complete count of total DVA clients. The previous count; Net Total Beneficiaries; included all persons receiving a VEA pension/allowance or holding a treatment or pharmaceutical entitlement card.

In contrast, the Nett Total Client count also includes any veteran with one or more service related disabilities accepted under the DRCA or the MRCA as well as dependent children of veterans currently receiving student payments under the VCES or MRCAETS.



Date of Most Recent Actual Data : 27 June 2025

Continued next page

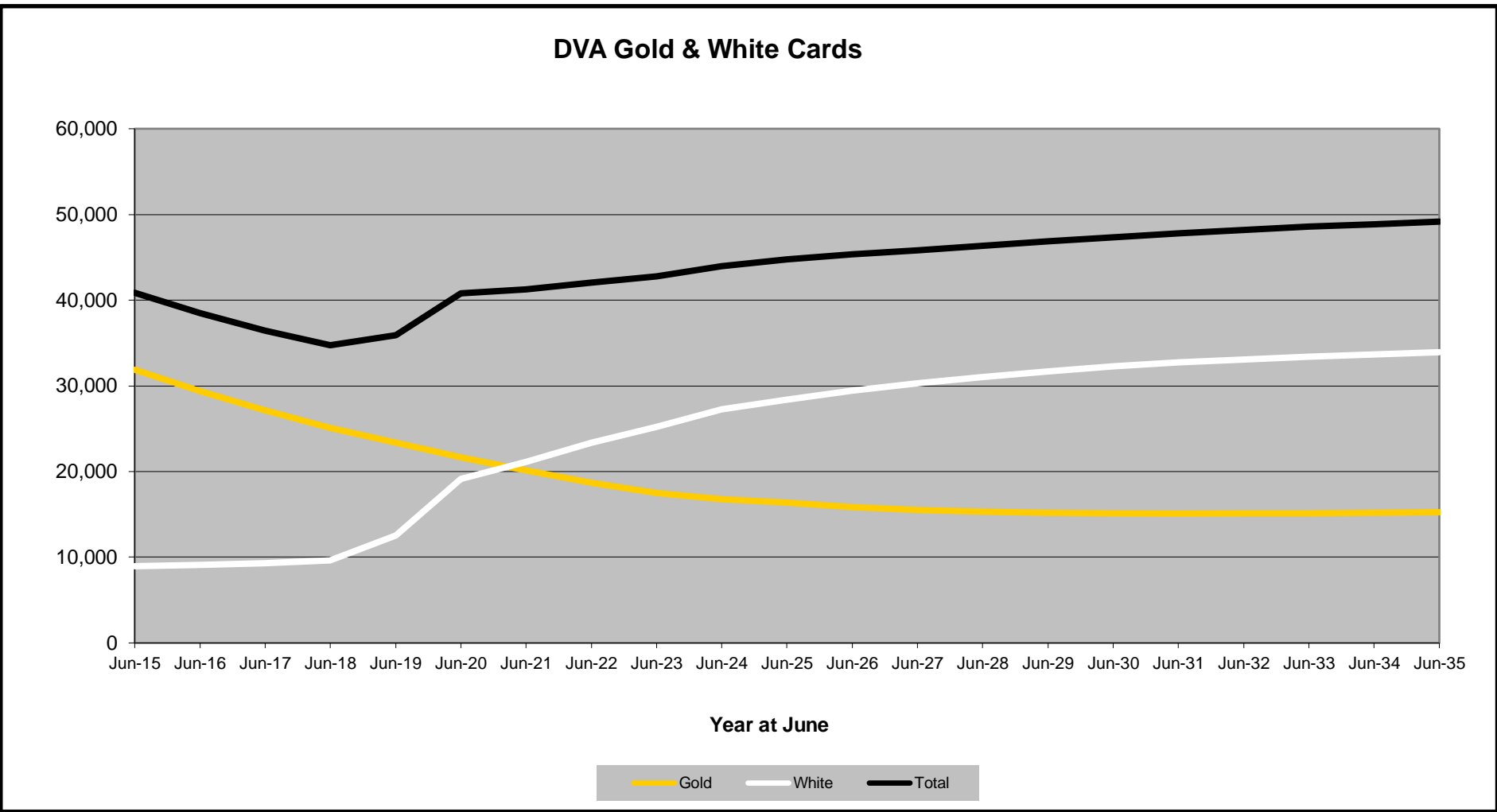
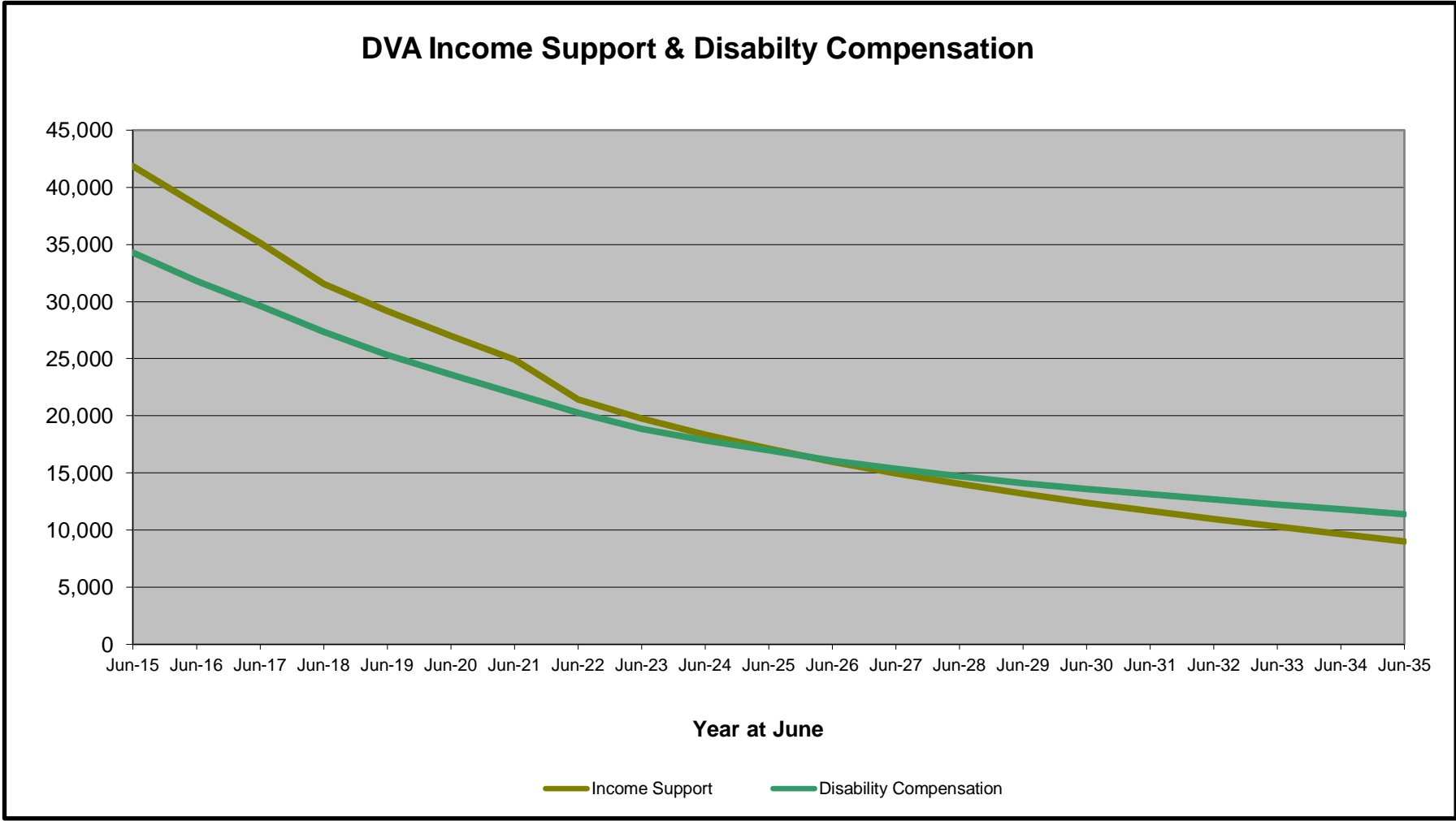


DVA PROJECTED BENEFICIARY NUMBERS WITH ACTUALS TO 30 JUNE 2025 - VICTORIA

Executive Summary of DVA Beneficiaries in Receipt of Pension(s), Allowance(s) or Health Care

BENEFICIARY CATEGORY (Subsets of Net Total Beneficiaries on Previous Page)	ACTUAL DATA											FORECAST DATA										
	June 2015	June 2016	June 2017	June 2018	June 2019	June 2020	June 2021	June 2022	June 2023	June 2024	June 2025	June 2026	June 2027	June 2028	June 2029	June 2030	June 2031	June 2032	June 2033	June 2034	June 2035	
Health Treatment Card Holders :																						
Gold Cards	31,878	29,346	27,155	25,116	23,348	21,662	20,126	18,684	17,507	16,741	16,342	15,900	15,500	15,300	15,200	15,100	15,100	15,100	15,100	15,200	15,200	
White Cards	8,957	9,109	9,289	9,624	12,555	19,112	21,127	23,345	25,246	27,254	28,410	29,500	30,300	31,000	31,700	32,200	32,700	33,100	33,400	33,700	33,900	
Total Health Treatment Cards	40,835	38,455	36,444	34,740	35,903	40,774	41,253	42,029	42,753	43,995	44,752	45,300	45,800	46,300	46,900	47,400	47,800	48,200	48,600	48,900	49,200	
Repatriation Pharmaceutical Benefits Cards (Orange Cards)	1,044	842	665	512	397	297	217	149	110	64	48	30	20	10	10	0	0	0	0	0	0	
Other Income Support Categories:																						
Income Support Supplement	12,919	11,721	10,367	9,186	8,160	7,198	6,321	5,552	4,872	4,237	3,685	3,300	2,900	2,700	2,400	2,300	2,100	2,000	1,900	1,800	1,700	
Age Pensioners	738	679	611	548	520	504	483	471	470	470	469	500	500	500	600	600	600	600	600	700	700	
Commonwealth Seniors Health Cards (CSHC)	996	922	1,554	857	852	818	746	719	682	635	616	600	600	500	500	500	500	500	400	400	400	
Defence Force Income Support Supplement (DFISA) (a)	2,748	2,549	2,337	2,205	2,157	2,067	2,003	0	0	0	0	0	0	0	0	0	0	0	0	0	0	
Total Income Support Beneficiaries (b)	41,855	38,466	35,150	31,518	29,145	26,972	24,944	21,416	19,742	18,331	17,129	16,000	15,000	14,000	13,200	12,400	11,700	11,000	10,300	9,600	9,000	
Total Disability Compensation Beneficiaries (c)	34,283	31,794	29,605	27,352	25,333	23,594	21,928	20,272	18,838	17,858	16,959	16,100	15,300	14,700	14,100	13,600	13,100	12,700	12,200	11,800	11,400	

- (a) - DFISA was abolished on 1 January 2022, since the payment became redundant when DVA's Disability Compensation Payment and some other relevant DVA payments were exempted from means tests for social security income support.
- (b) - Includes veteran service pensions, dependant service pensions, income support supplement, age pensions, commonwealth seniors health cards and DFISA recipients.
- (c) - Includes disability, war widow, orphan and adequate means of support pensions.



Date of Most Recent Actual Data : 27 June 2025

DVA PROJECTED BENEFICIARY NUMBERS WITH ACTUALS TO 30 JUNE 2025 - QUEENSLAND

Executive Summary of DVA Beneficiaries in Receipt of Pension(s), Allowance(s) or Health Care

BENEFICIARY CATEGORY	ACTUAL DATA											FORECAST DATA										
	June 2015	June 2016	June 2017	June 2018	June 2019	June 2020	June 2021	June 2022	June 2023	June 2024	June 2025	June 2026	June 2027	June 2028	June 2029	June 2030	June 2031	June 2032	June 2033	June 2034	June 2035	
Veterans :																						
Disability Compensation Payment Recipients*	29,484	28,734	28,300	27,777	27,595	27,571	27,376	27,054	26,880	26,989	26,879	26,500	26,200	25,800	25,300	24,900	24,400	23,800	23,200	22,600	22,000	
Age Pension Veterans (Included Above)	641	678	692	695	813	857	907	1,014	1,088	1,106	1,144	1,200	1,200	1,300	1,300	1,400	1,400	1,400	1,400	1,500	1,500	
Service Pension Veterans	17,142	16,196	14,945	14,149	13,504	12,951	12,399	11,941	11,407	10,901	10,462	10,000	9,500	9,000	8,500	8,000	7,500	7,000	6,500	6,000	5,600	
Disability Compensation Payment Recipient & Service Pension Veteran Overlap*	13,311	12,741	11,896	11,413	10,990	10,636	10,211	9,870	9,455	9,003	8,623	8,200	7,700	7,200	6,700	6,200	5,700	5,200	4,700	4,200	3,800	
Treatment Cards, Allowances or Accepted Disabilities Only**	15,938	16,902	18,230	20,373	27,964	41,034	46,686	52,817	56,964	60,701	63,736	66,400	69,000	71,400	73,800	76,000	78,100	80,100	82,000	83,900	85,700	
MRCA Veterans	7,073	8,015	9,308	10,769	13,589	16,016	18,476	20,438	23,142	27,497	30,770	33,700	36,600	39,300	42,000	44,600	47,000	49,400	51,800	54,000	56,300	
DRCA Veterans	16,506	16,752	17,107	17,377	18,169	19,109	19,751	20,623	21,699	23,098	24,219	24,900	25,600	26,300	26,800	27,300	27,700	28,000	28,300	28,500	28,600	
Total Veterans	49,253	49,091	49,579	50,886	58,073	70,920	76,250	81,942	85,796	89,588	92,454	94,700	96,900	99,000	100,800	102,600	104,200	105,600	107,000	108,300	109,500	
Dependants :																						
Service Pension Dependants	14,900	14,105	12,957	12,282	11,715	11,244	10,768	10,293	9,733	9,212	8,673	8,100	7,600	7,000	6,500	6,100	5,600	5,200	4,800	4,400	4,000	
War Widow(er)s	16,304	15,314	14,325	13,364	12,424	11,552	10,711	9,930	9,199	8,600	8,090	7,700	7,300	7,000	6,700	6,500	6,300	6,200	6,000	5,800	5,600	
Orphans	59	49	43	44	43	40	44	47	53	51	45	40	50	50	50	50	50	50	50	50	40	
Adequate Means of Support (AMS) ***	72	69	66	61	59	57	52	48	44	43	38	40	40	40	40	30	30	30	30	30	30	
Age Pension Partners	369	365	361	372	410	456	477	505	537	527	531	500	500	500	500	600	600	600	600	600	600	
Commonwealth Seniors Health Cards (CSHC) Dependants	564	515	936	515	528	494	450	436	425	398	387	400	300	300	300	300	300	200	200	200	200	
Defence Force Income Support Supplement (DFISA) Dependants ****	2,007	2,062	2,052	2,099	2,246	2,262	2,306	0	0	0	0	0	0	0	0	0	0	0	0	0	0	
MRCA Dependants	74	73	92	99	105	122	152	177	208	225	281	300	300	400	400	400	400	500	500	500	500	
Other Dependants	982	1,019	1,037	1,074	1,219	1,746	1,974	2,155	2,463	3,001	3,384	3,800	4,100	4,400	4,600	4,800	5,000	5,100	5,200	5,200	5,300	
Total Overlap Between Dependant Categories	573	561	667	547	579	571	564	184	166	158	150	140	130	120	110	110	100	100	90	90	80	
Total Dependants	34,758	33,010	31,202	29,363	28,170	27,402	26,370	23,407	22,496	21,899	21,279	20,700	20,100	19,600	19,100	18,600	18,200	17,700	17,200	16,700	16,200	
Total Veterans and Total Dependants Overlap	292	260	248	240	249	357	399	375	391	400	411	400	400	500	500	500	500	500	500	600	600	
Nett Total Clients *****	83,719	81,841	80,533	80,022	86,040	97,965	102,221	104,974	107,901	111,087	113,322	115,000	116,600	118,100	119,500	120,700	121,800	122,800	123,600	124,400	125,100	

* Starting on 1 January 2022, the Disability Pension has been renamed to the Disability Compensation Payment. This was done to reflect the fact that the Disability Pension is not an income support pension but is instead a compensation payment.

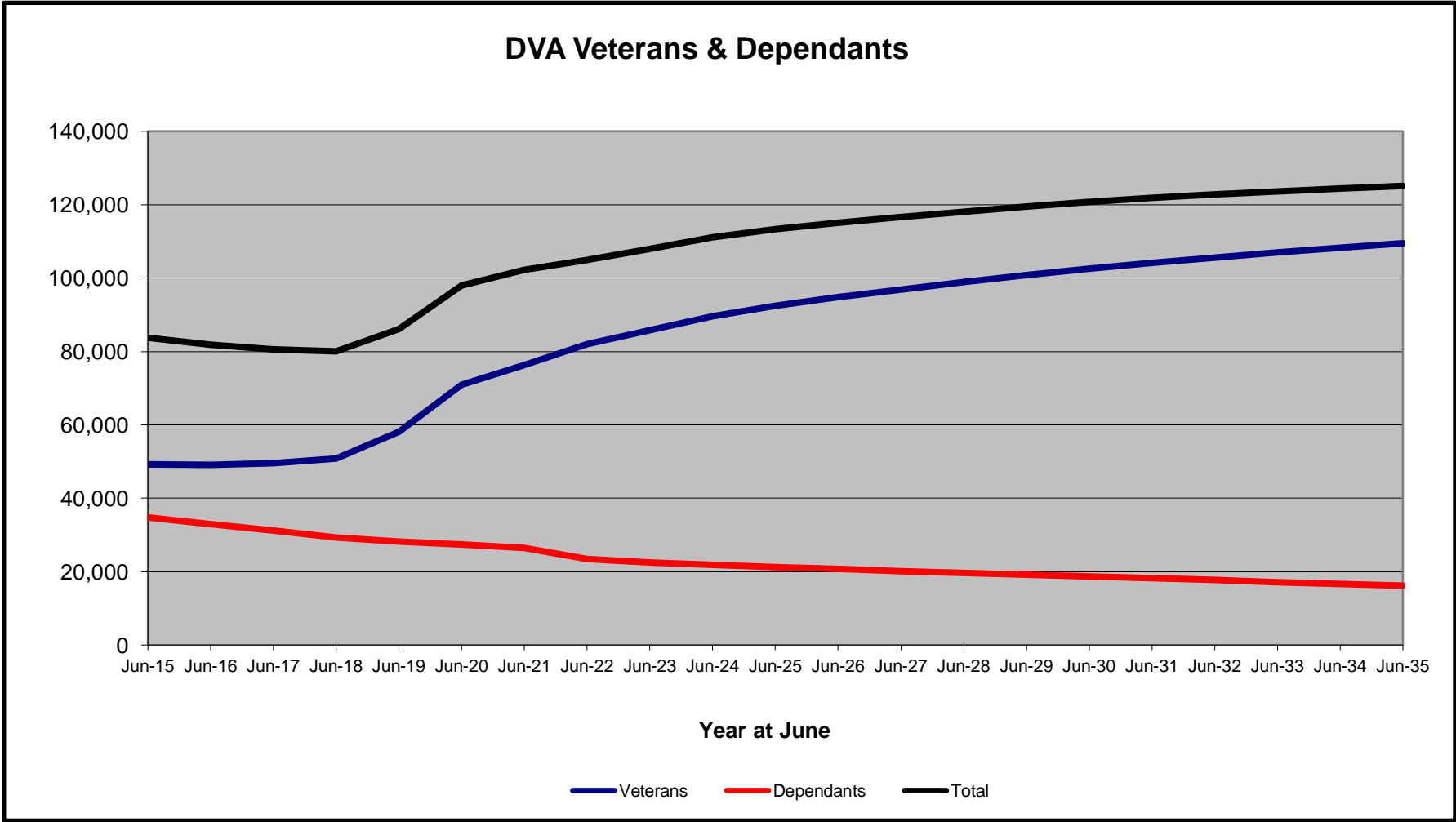
** Please note that the "Treatment Cards, Allowances or Accepted Disabilities Only" category counts all DVA veteran clients, excluding recipients of the Veteran Service Pension or Disability Compensation Payment (DCP).

*** Adequate Means of Support Pensions (AMS) were granted prior to 6 June 1985. AMS is paid by DVA if the death of an ex-service man or woman is accepted to have been due to war service, and that person's death left a dependant or other near relative without adequate means of support.

**** DFISA was abolished on 1 January 2022, since the payment became redundant when DVA's Disability Compensation Payment and some other relevant DVA payments were exempted from means tests for social security income support.

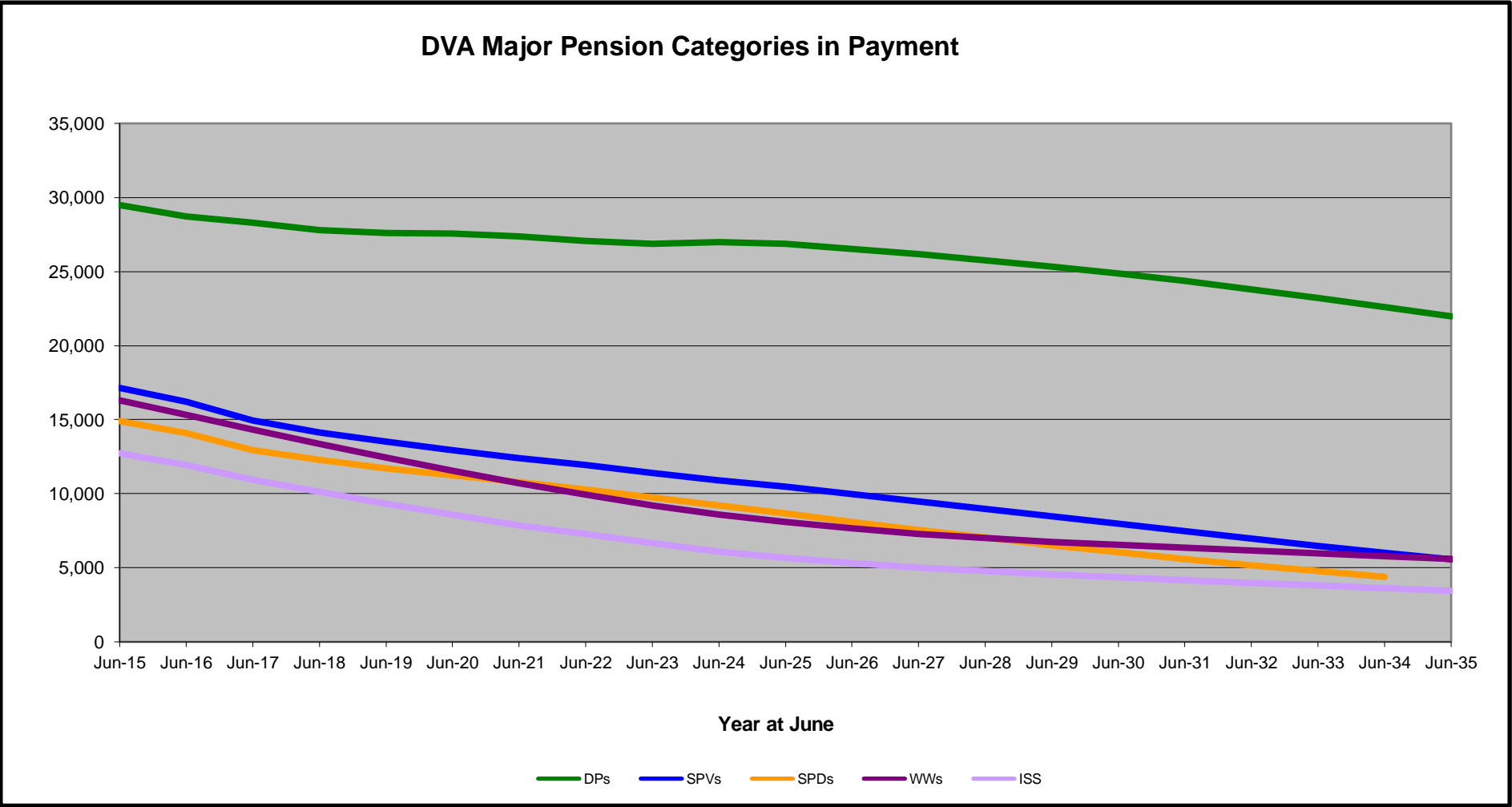
***** From June 2014 this report contains a more complete count of total DVA clients. The previous count; Net Total Beneficiaries; included all persons receiving a VEA pension/allowance or holding a treatment or pharmaceutical entitlement card.

In contrast, the Nett Total Client count also includes any veteran with one or more service related disabilities accepted under the DRCA or the MRCA as well as dependent children of veterans currently receiving student payments under the VCES or MRCAETS.



Date of Most Recent Actual Data : 27 June 2025

Continued next page

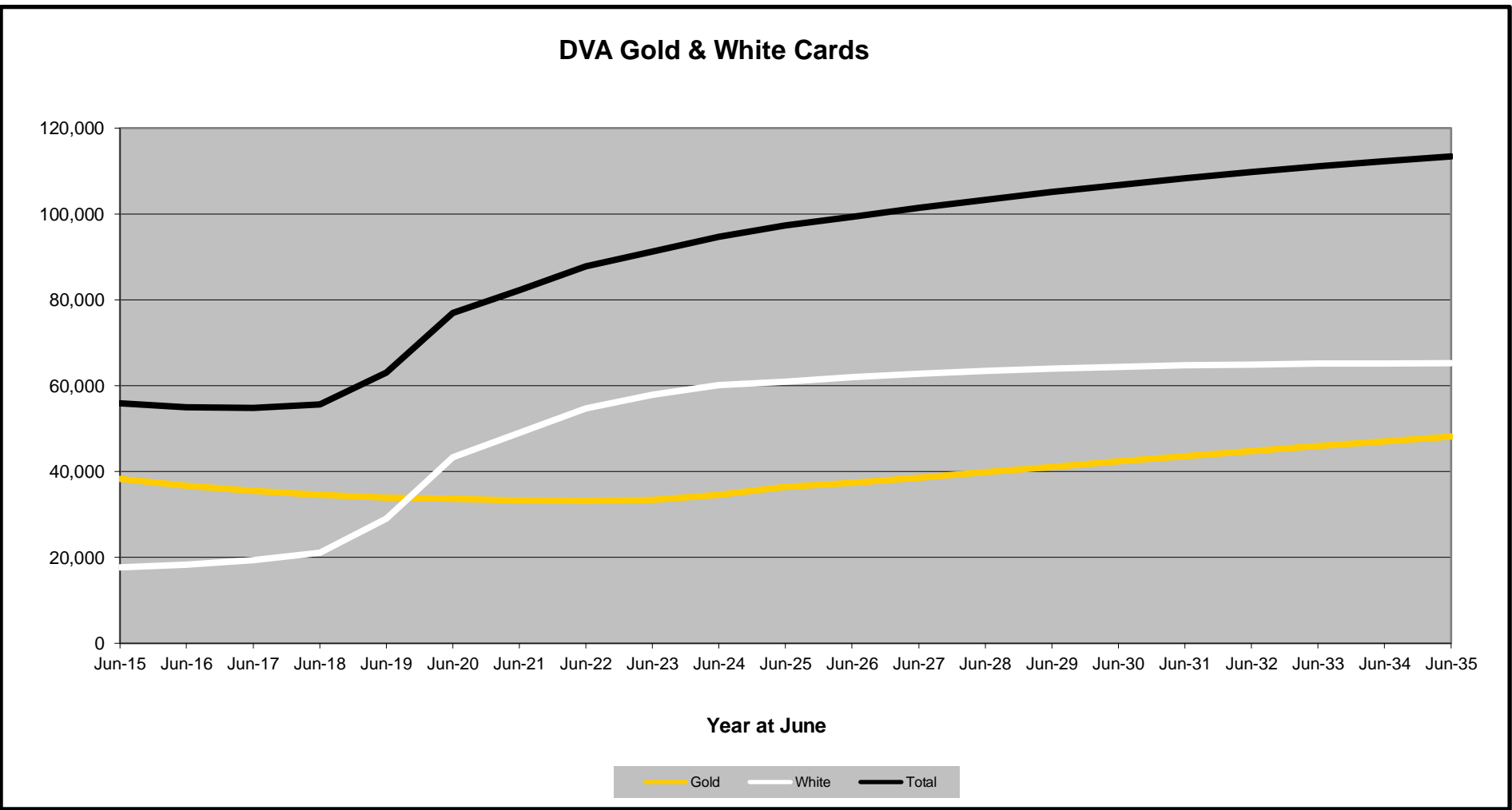
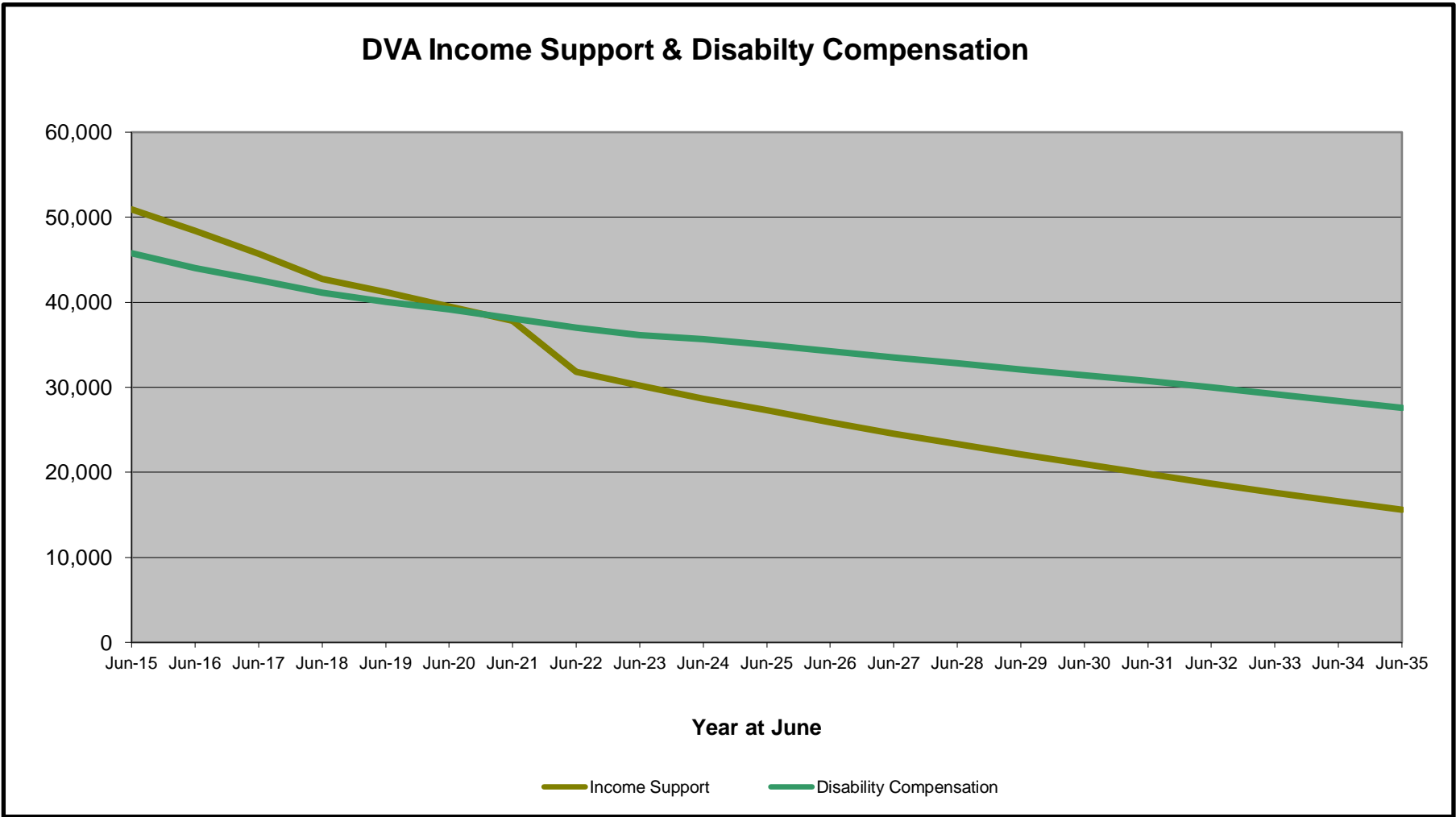


DVA PROJECTED BENEFICIARY NUMBERS WITH ACTUALS TO 30 JUNE 2025 - QUEENSLAND

Executive Summary of DVA Beneficiaries in Receipt of Pension(s), Allowance(s) or Health Care

BENEFICIARY CATEGORY (Subsets of Net Total Beneficiaries on Previous Page)	ACTUAL DATA											FORECAST DATA										
	June 2015	June 2016	June 2017	June 2018	June 2019	June 2020	June 2021	June 2022	June 2023	June 2024	June 2025	June 2026	June 2027	June 2028	June 2029	June 2030	June 2031	June 2032	June 2033	June 2034	June 2035	
Health Treatment Card Holders :																						
Gold Cards	38,253	36,740	35,479	34,602	33,973	33,625	33,226	33,162	33,415	34,553	36,422	37,400	38,600	39,800	41,100	42,400	43,600	44,800	46,000	47,100	48,200	
White Cards	17,682	18,268	19,346	21,055	29,015	43,339	49,044	54,647	57,886	60,175	60,889	62,000	62,800	63,500	64,000	64,400	64,700	64,900	65,100	65,200	65,200	
Total Health Treatment Cards	55,935	55,008	54,825	55,657	62,988	76,964	82,270	87,809	91,301	94,728	97,311	99,400	101,400	103,300	105,100	106,800	108,300	109,800	111,100	112,300	113,400	
Repatriation Pharmaceutical Benefits Cards (Orange Cards)	845	670	535	396	300	229	176	109	71	54	36	20	10	10	10	0	0	0	0	0	0	
Other Income Support Categories:																						
Income Support Supplement	12,727	11,935	10,923	10,126	9,326	8,590	7,872	7,274	6,661	6,107	5,678	5,300	5,000	4,800	4,600	4,300	4,200	4,000	3,800	3,600	3,400	
Age Pensioners	1,022	1,054	1,062	1,075	1,231	1,310	1,381	1,514	1,618	1,630	1,672	1,700	1,800	1,800	1,900	1,900	1,900	2,000	2,000	2,000	2,000	
Commonwealth Seniors Health Cards (CSHC)	942	855	1,625	856	889	866	811	799	804	783	801	800	700	700	700	700	600	600	600	600	500	
Defence Force Income Support Supplement (DFISA) (a)	5,017	5,117	5,083	5,193	5,567	5,673	5,799	0	0	0	0	0	0	0	0	0	0	0	0	0	0	
Total Income Support Beneficiaries (b)	50,921	48,383	45,703	42,771	41,161	39,507	37,830	31,821	30,223	28,633	27,286	25,900	24,500	23,300	22,100	20,900	19,800	18,700	17,600	16,600	15,600	
Total Disability Compensation Beneficiaries (c)	45,764	44,033	42,608	41,137	40,032	39,140	38,120	37,027	36,125	35,636	35,012	34,200	33,500	32,800	32,100	31,400	30,700	30,000	29,200	28,400	27,600	

- (a) - DFISA was abolished on 1 January 2022, since the payment became redundant when DVA's Disability Compensation Payment and some other relevant DVA payments were exempted from means tests for social security income support.
- (b) - Includes veteran service pensions, dependant service pensions, income support supplement, age pensions, commonwealth seniors health cards and DFISA recipients.
- (c) - Includes disability, war widow, orphan and adequate means of support pensions.



Date of Most Recent Actual Data : 27 June 2025

DVA PROJECTED BENEFICIARY NUMBERS WITH ACTUALS TO 30 JUNE 2025 - SOUTH AUSTRALIA

Executive Summary of DVA Beneficiaries in Receipt of Pension(s), Allowance(s) or Health Care

BENEFICIARY CATEGORY	ACTUAL DATA											FORECAST DATA										
	June 2015	June 2016	June 2017	June 2018	June 2019	June 2020	June 2021	June 2022	June 2023	June 2024	June 2025	June 2026	June 2027	June 2028	June 2029	June 2030	June 2031	June 2032	June 2033	June 2034	June 2035	
Veterans :																						
Disability Compensation Payment Recipients*	6,866	6,577	6,294	6,088	5,898	5,786	5,713	5,559	5,445	5,426	5,339	5,200	5,100	5,000	4,900	4,700	4,600	4,400	4,300	4,100	4,000	
Age Pension Veterans (Included Above)	157	148	153	147	154	159	164	179	181	185	185	200	200	200	200	200	200	200	200	200	200	
Service Pension Veterans	5,889	5,498	4,942	4,633	4,355	4,103	3,895	3,662	3,437	3,257	3,101	2,900	2,800	2,600	2,400	2,200	2,100	1,900	1,700	1,500	1,400	
Disability Compensation Payment Recipient & Service Pension Veteran Overlap*	3,689	3,518	3,242	3,105	2,976	2,837	2,732	2,609	2,473	2,349	2,242	2,100	2,000	1,900	1,700	1,600	1,500	1,300	1,200	1,100	900	
Treatment Cards, Allowances or Accepted Disabilities Only**	3,874	3,967	4,154	4,484	5,948	9,507	10,692	12,085	12,990	13,769	14,384	15,000	15,600	16,200	16,700	17,100	17,600	18,000	18,400	18,800	19,200	
MRCA Veterans	1,264	1,408	1,576	1,860	2,316	2,748	3,102	3,400	3,894	4,727	5,213	5,700	6,200	6,700	7,200	7,600	8,100	8,500	8,900	9,300	9,700	
DRCA Veterans	3,341	3,391	3,413	3,441	3,520	3,680	3,796	3,922	4,057	4,247	4,416	4,500	4,600	4,800	4,900	4,900	5,000	5,100	5,200	5,200	5,300	
Total Veterans	12,940	12,524	12,148	12,100	13,225	16,559	17,568	18,697	19,399	20,103	20,582	21,000	21,500	21,900	22,200	22,500	22,800	23,000	23,200	23,400	23,500	
Dependants :																						
Service Pension Dependants	6,026	5,638	5,131	4,774	4,461	4,164	3,900	3,597	3,328	3,117	2,907	2,700	2,500	2,300	2,200	2,000	1,800	1,700	1,600	1,400	1,300	
War Widow(er)s	5,905	5,462	5,036	4,604	4,141	3,728	3,378	3,044	2,732	2,495	2,264	2,100	1,900	1,800	1,800	1,700	1,600	1,600	1,500	1,500	1,500	
Orphans	10	9	8	6	10	9	11	11	12	15	14	10	10	10	10	10	10	10	10	10	10	
Adequate Means of Support (AMS) ***	43	43	40	38	38	35	34	33	30	28	27	30	30	20	20	20	20	20	20	20	20	
Age Pension Partners	130	128	119	116	111	111	110	111	111	106	98	100	90	90	90	90	90	90	90	90	80	
Commonwealth Seniors Health Cards (CSHC) Dependants	266	249	348	215	202	181	168	159	146	136	134	120	110	100	100	90	80	80	70	70	60	
Defence Force Income Support Supplement (DFISA) Dependants ****	355	346	326	322	330	326	334	0	0	0	0	0	0	0	0	0	0	0	0	0	0	
MRCA Dependants	3	3	10	16	21	25	27	35	40	46	50	50	60	60	60	60	60	60	70	70	70	
Other Dependants	155	140	148	150	144	266	262	279	270	337	369	400	400	500	500	500	500	500	500	500	500	
Total Overlap Between Dependant Categories	258	249	262	208	192	166	161	89	77	72	56	50	40	40	30	30	20	20	20	20	20	
Total Dependants	12,635	11,769	10,904	10,033	9,266	8,679	8,063	7,180	6,592	6,208	5,807	5,500	5,100	4,900	4,600	4,400	4,200	4,000	3,800	3,700	3,500	
Total Veterans and Total Dependants Overlap	112	91	78	72	77	86	82	72	74	72	76	80	80	80	80	90	90	90	90	90	90	
Nett Total Clients *****	25,463	24,202	22,974	22,063	22,421	25,152	25,549	25,805	25,917	26,239	26,313	26,400	26,500	26,600	26,700	26,800	26,900	26,900	27,000	27,000	26,900	

* Starting on 1 January 2022, the Disability Pension has been renamed to the Disability Compensation Payment. This was done to reflect the fact that the Disability Pension is not an income support pension but is instead a compensation payment.

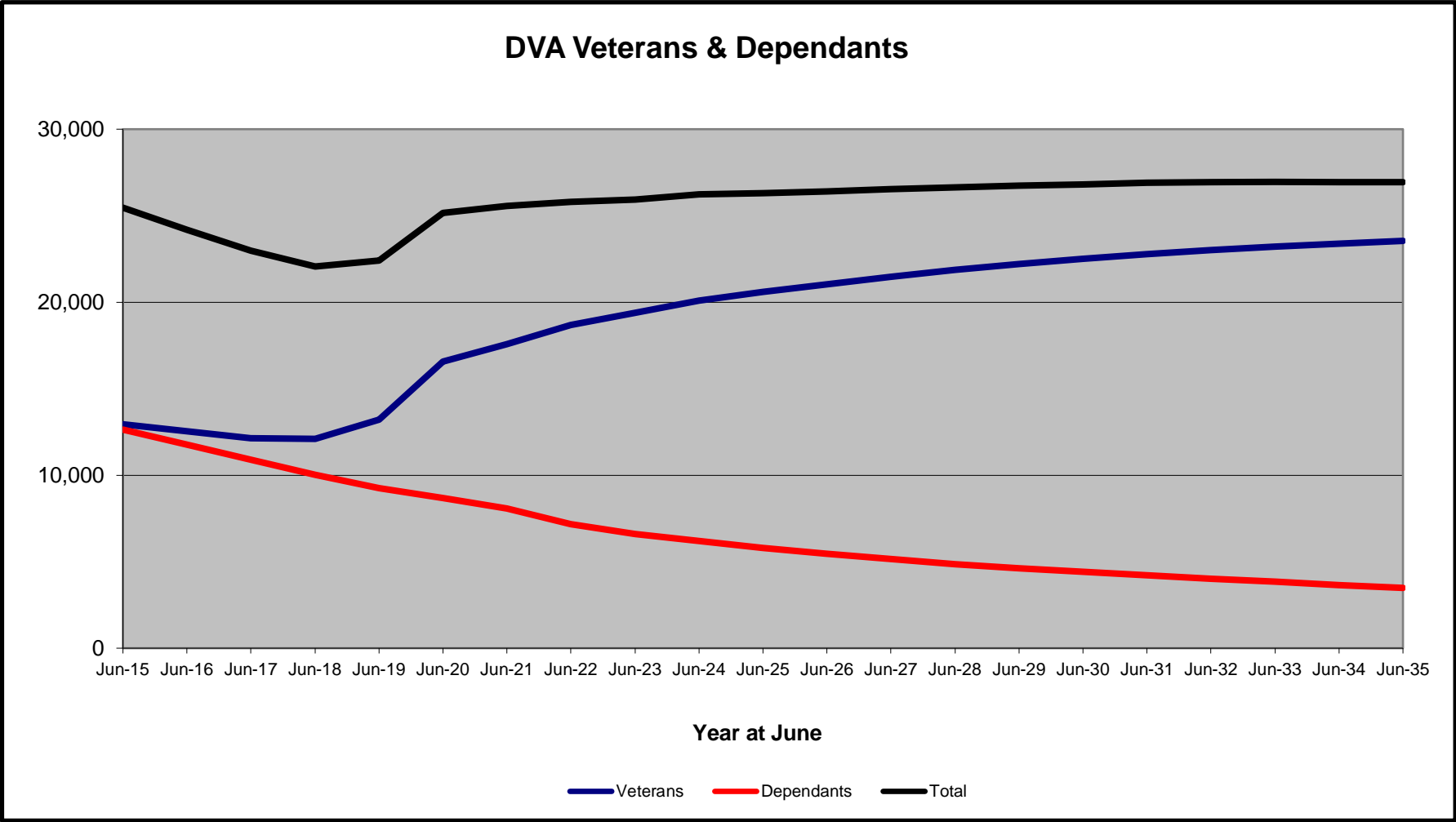
** Please note that the "Treatment Cards, Allowances or Accepted Disabilities Only" category counts all DVA veteran clients, excluding recipients of the Veteran Service Pension or Disability Compensation Payment (DCP).

*** Adequate Means of Support Pensions (AMS) were granted prior to 6 June 1985. AMS is paid by DVA if the death of an ex-service man or woman is accepted to have been due to war service, and that person's death left a dependant or other near relative without adequate means of support.

**** DFISA was abolished on 1 January 2022, since the payment became redundant when DVA's Disability Compensation Payment and some other relevant DVA payments were exempted from means tests for social security income support.

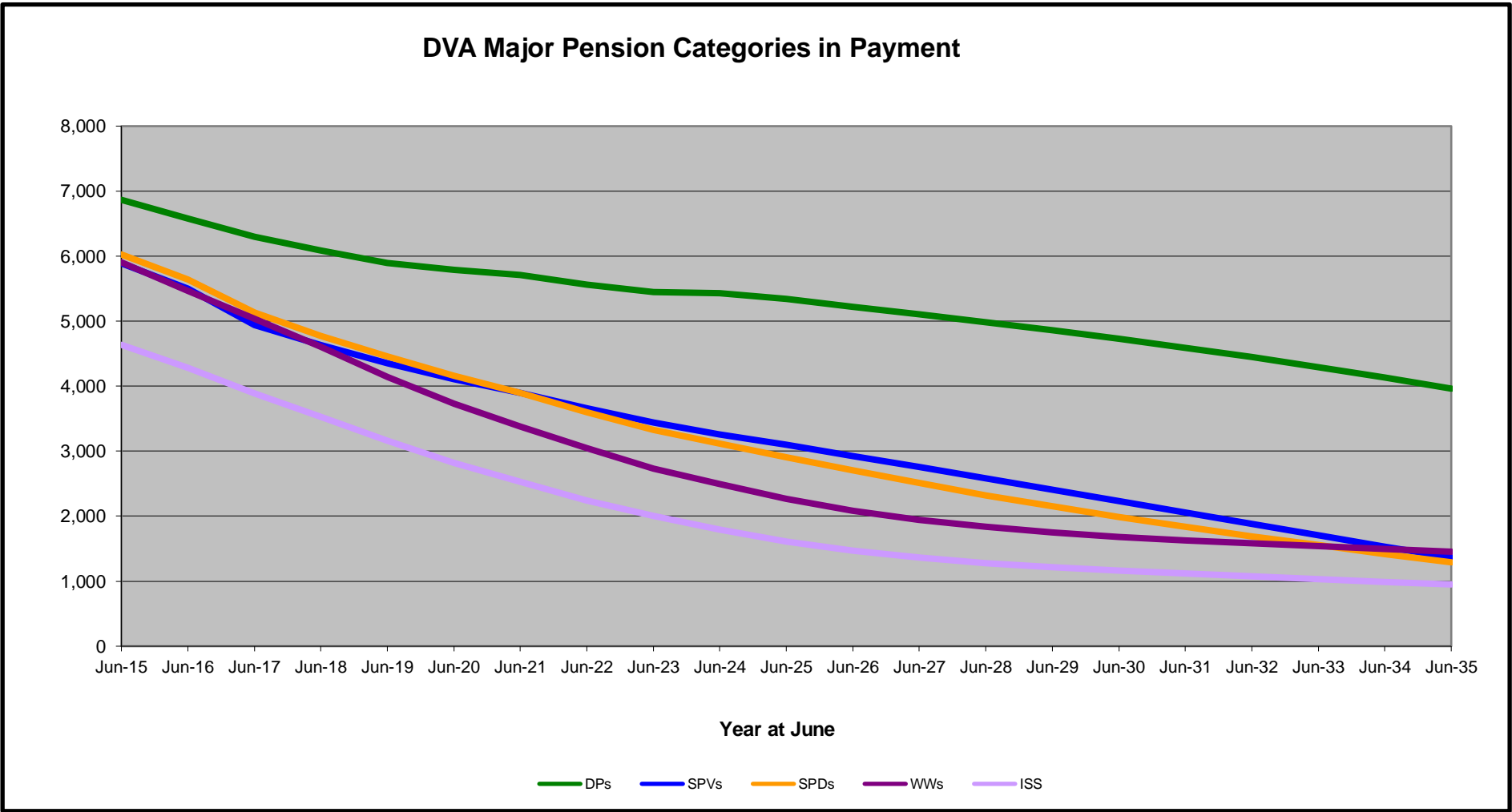
***** From June 2014 this report contains a more complete count of total DVA clients. The previous count; Net Total Beneficiaries; included all persons receiving a VEA pension/allowance or holding a treatment or pharmaceutical entitlement card.

In contrast, the Nett Total Client count also includes any veteran with one or more service related disabilities accepted under the DRCA or the MRCA as well as dependent children of veterans currently receiving student payments under the VCES or MRCAETS.



Date of Most Recent Actual Data : 27 June 2025

Continued next page

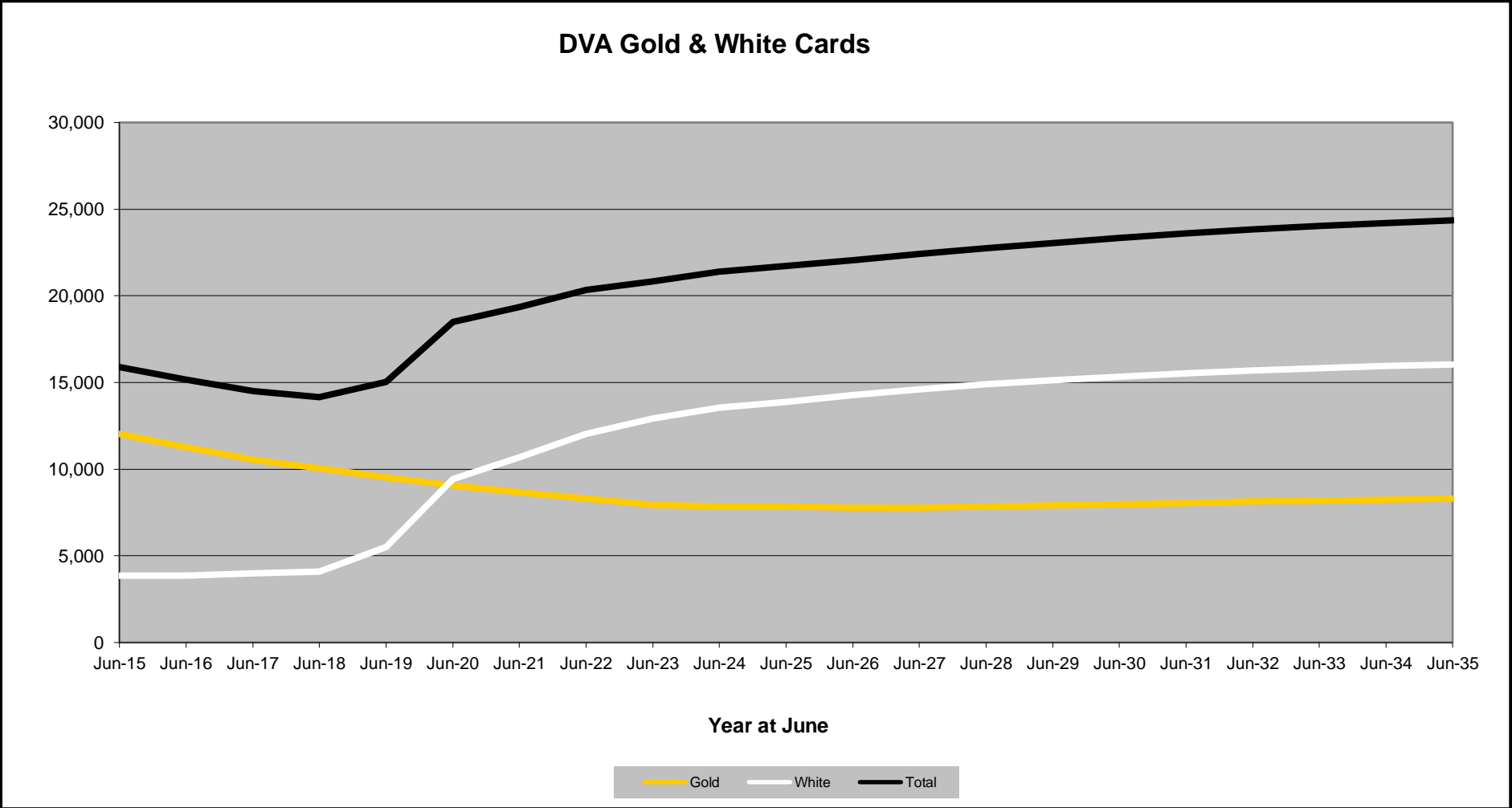
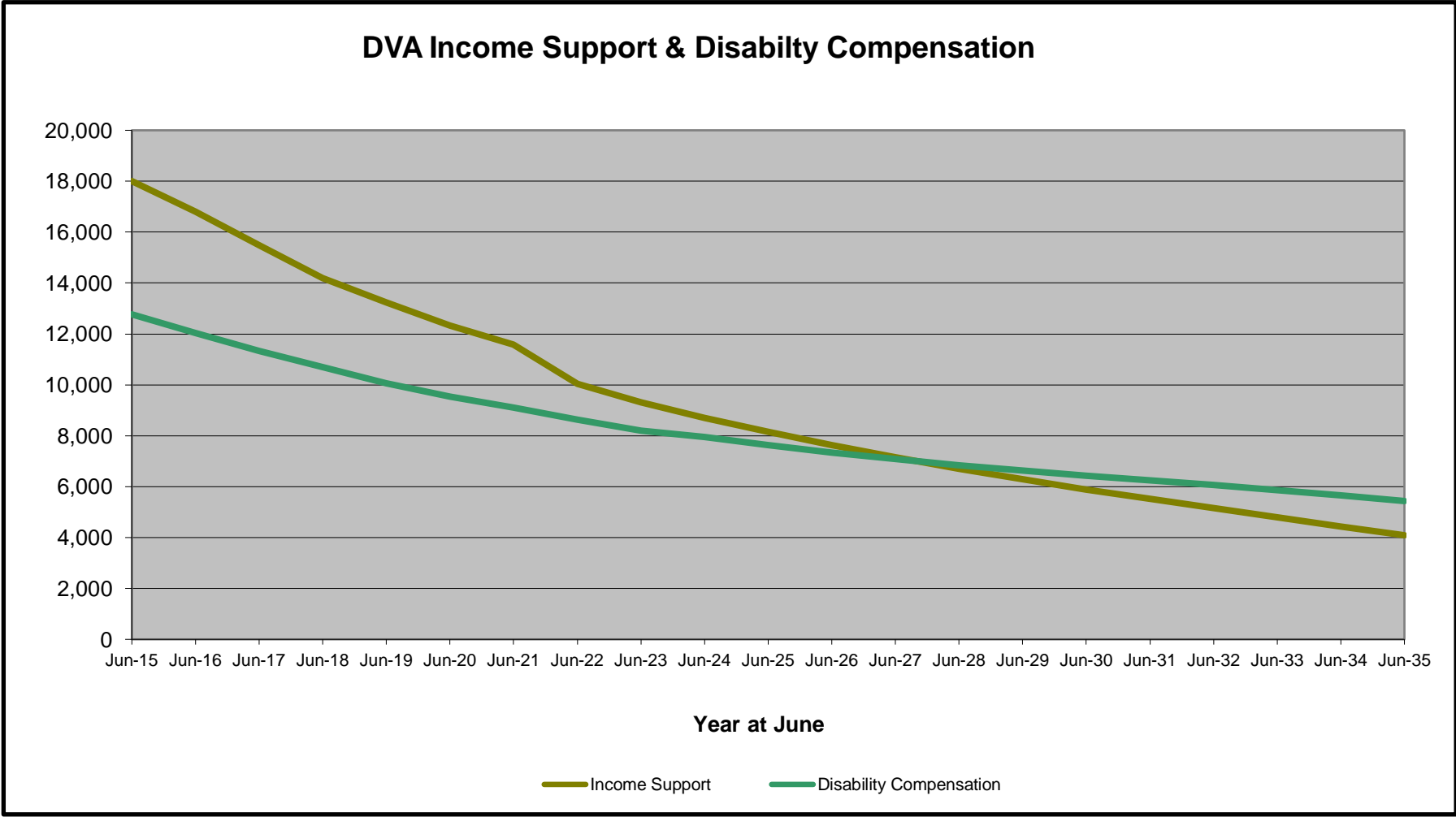


DVA PROJECTED BENEFICIARY NUMBERS WITH ACTUALS TO 30 JUNE 2025 - SOUTH AUSTRALIA

Executive Summary of DVA Beneficiaries in Receipt of Pension(s), Allowance(s) or Health Care

BENEFICIARY CATEGORY (Subsets of Net Total Beneficiaries on Previous Page)	ACTUAL DATA											FORECAST DATA										
	June 2015	June 2016	June 2017	June 2018	June 2019	June 2020	June 2021	June 2022	June 2023	June 2024	June 2025	June 2026	June 2027	June 2028	June 2029	June 2030	June 2031	June 2032	June 2033	June 2034	June 2035	
Health Treatment Card Holders :																						
Gold Cards	12,032	11,286	10,543	10,072	9,530	9,076	8,679	8,306	7,936	7,832	7,846	7,800	7,800	7,800	7,900	8,000	8,100	8,100	8,200	8,300	8,300	
White Cards	3,857	3,870	3,977	4,083	5,516	9,432	10,669	12,023	12,908	13,556	13,871	14,300	14,600	14,900	15,100	15,300	15,500	15,700	15,800	15,900	16,000	
Total Health Treatment Cards	15,889	15,156	14,520	14,155	15,046	18,508	19,348	20,329	20,844	21,388	21,717	22,000	22,400	22,700	23,100	23,300	23,600	23,800	24,000	24,200	24,400	
Repatriation Pharmaceutical Benefits Cards (Orange Cards)	607	492	396	295	214	157	114	74	46	33	16	10	10	0	0	0	0	0	0	0	0	
Other Income Support Categories:																						
Income Support Supplement	4,636	4,284	3,891	3,528	3,158	2,821	2,531	2,242	2,002	1,798	1,606	1,500	1,400	1,300	1,200	1,200	1,100	1,100	1,000	1,000	1,000	
Age Pensioners	288	277	274	265	266	269	273	289	292	292	283	300	300	300	300	300	300	300	300	300	300	
Commonwealth Seniors Health Cards (CSHC)	390	360	553	318	301	284	266	257	249	235	247	200	230	220	210	200	190	180	170	160	150	
Defence Force Income Support Supplement (DFISA) (a)	968	944	885	849	884	888	915	0	0	0	0	0	0	0	0	0	0	0	0	0	0	
Total Income Support Beneficiaries (b)	18,003	16,808	15,495	14,181	13,232	12,336	11,575	10,047	9,308	8,699	8,144	7,600	7,100	6,700	6,300	5,900	5,500	5,100	4,800	4,400	4,100	
Total Disability Compensation Beneficiaries (c)	12,769	12,045	11,337	10,699	10,051	9,529	9,114	8,628	8,202	7,949	7,630	7,300	7,100	6,800	6,600	6,400	6,200	6,100	5,900	5,600	5,400	

- (a) - DFISA was abolished on 1 January 2022, since the payment became redundant when DVA's Disability Compensation Payment and some other relevant DVA payments were exempted from means tests for social security income support.
- (b) - Includes veteran service pensions, dependant service pensions, income support supplement, age pensions, commonwealth seniors health cards and DFISA recipients.
- (c) - Includes disability, war widow, orphan and adequate means of support pensions.



Date of Most Recent Actual Data : 27 June 2025

DVA PROJECTED BENEFICIARY NUMBERS WITH ACTUALS TO 30 JUNE 2025 - WESTERN AUSTRALIA

Executive Summary of DVA Beneficiaries in Receipt of Pension(s), Allowance(s) or Health Care

BENEFICIARY CATEGORY	ACTUAL DATA											FORECAST DATA										
	June 2015	June 2016	June 2017	June 2018	June 2019	June 2020	June 2021	June 2022	June 2023	June 2024	June 2025	June 2026	June 2027	June 2028	June 2029	June 2030	June 2031	June 2032	June 2033	June 2034	June 2035	
Veterans :																						
Disability Compensation Payment Recipients*	9,515	9,236	8,940	8,683	8,464	8,398	8,328	8,210	8,043	8,061	7,962	7,800	7,700	7,600	7,400	7,300	7,100	6,900	6,700	6,500	6,300	
Age Pension Veterans (Included Above)	190	196	201	189	187	197	196	217	233	243	245	300	300	300	300	300	300	400	400	400	400	
Service Pension Veterans	6,893	6,487	5,940	5,629	5,327	5,074	4,880	4,641	4,423	4,221	3,975	3,700	3,500	3,300	3,100	2,900	2,700	2,400	2,200	2,000	1,800	
Disability Compensation Payment Recipient & Service Pension Veteran Overlap*	4,380	4,224	3,920	3,782	3,631	3,522	3,428	3,303	3,178	3,057	2,892	2,700	2,600	2,400	2,300	2,100	1,900	1,700	1,600	1,400	1,200	
Treatment Cards, Allowances or Accepted Disabilities Only**	5,963	6,103	6,243	6,693	8,300	12,450	14,201	16,197	17,584	18,787	19,981	21,000	22,100	23,000	23,900	24,800	25,600	26,400	27,200	27,900	28,600	
MRCA Veterans	1,861	2,091	2,246	2,515	3,086	3,609	4,162	4,629	5,351	6,585	7,543	8,500	9,400	10,300	11,100	12,000	12,800	13,600	14,400	15,200	16,000	
DRCA Veterans	5,740	5,800	5,781	5,792	5,963	6,196	6,378	6,623	6,808	7,165	7,397	7,600	7,700	7,900	8,100	8,200	8,300	8,400	8,500	8,500	8,500	
Total Veterans	17,991	17,602	17,203	17,223	18,460	22,400	23,981	25,745	26,872	28,012	29,026	29,900	30,700	31,500	32,200	32,900	33,500	34,000	34,500	35,000	35,400	
Dependants :																						
Service Pension Dependants	6,981	6,598	6,009	5,669	5,351	5,050	4,831	4,546	4,290	4,015	3,735	3,500	3,300	3,100	2,900	2,700	2,500	2,300	2,200	2,000	1,900	
War Widow(er)s	5,459	5,129	4,768	4,435	4,150	3,867	3,542	3,273	2,998	2,824	2,672	2,500	2,400	2,300	2,200	2,100	2,100	2,000	2,000	1,900	1,900	
Orphans	10	10	15	15	13	11	15	16	13	11	10	10	10	10	10	10	10	10	10	10	10	
Adequate Means of Support (AMS) ***	25	24	24	23	21	21	21	20	19	18	17	20	20	20	20	20	20	10	10	10	10	
Age Pension Partners	162	162	166	154	153	154	155	158	161	156	156	160	150	150	150	150	150	160	150	150	150	
Commonwealth Seniors Health Cards (CSHC) Dependants	496	464	608	433	408	383	353	328	315	296	304	300	300	200	200	210	190	180	160	150	130	
Defence Force Income Support Supplement (DFISA) Dependants ****	521	510	487	477	485	488	478	0	0	0	0	0	0	0	0	0	0	0	0	0	0	
MRCA Dependants	20	25	23	30	37	43	43	37	40	49	60	70	80	90	90	100	110	120	120	130	140	
Other Dependants	272	274	269	284	288	443	445	449	492	579	713	800	900	1,000	1,000	1,100	1,100	1,200	1,200	1,200	1,200	
Total Overlap Between Dependant Categories	434	415	420	360	343	323	297	186	172	165	162	140	130	120	110	100	90	80	80	70	70	
Total Dependants	13,512	12,781	11,949	11,160	10,563	10,137	9,586	8,641	8,156	7,783	7,505	7,200	6,900	6,700	6,500	6,300	6,100	5,900	5,700	5,500	5,300	
Total Veterans and Total Dependants Overlap	149	133	113	98	93	113	118	111	102	109	100	110	110	110	110	110	110	110	110	110	110	
Nett Total Clients *****	31,354	30,250	29,039	28,288	28,938	32,424	33,449	34,275	34,926	35,686	36,431	37,000	37,500	38,100	38,600	39,000	39,400	39,800	40,100	40,400	40,700	

* Starting on 1 January 2022, the Disability Pension has been renamed to the Disability Compensation Payment. This was done to reflect the fact that the Disability Pension is not an income support pension but is instead a compensation payment.

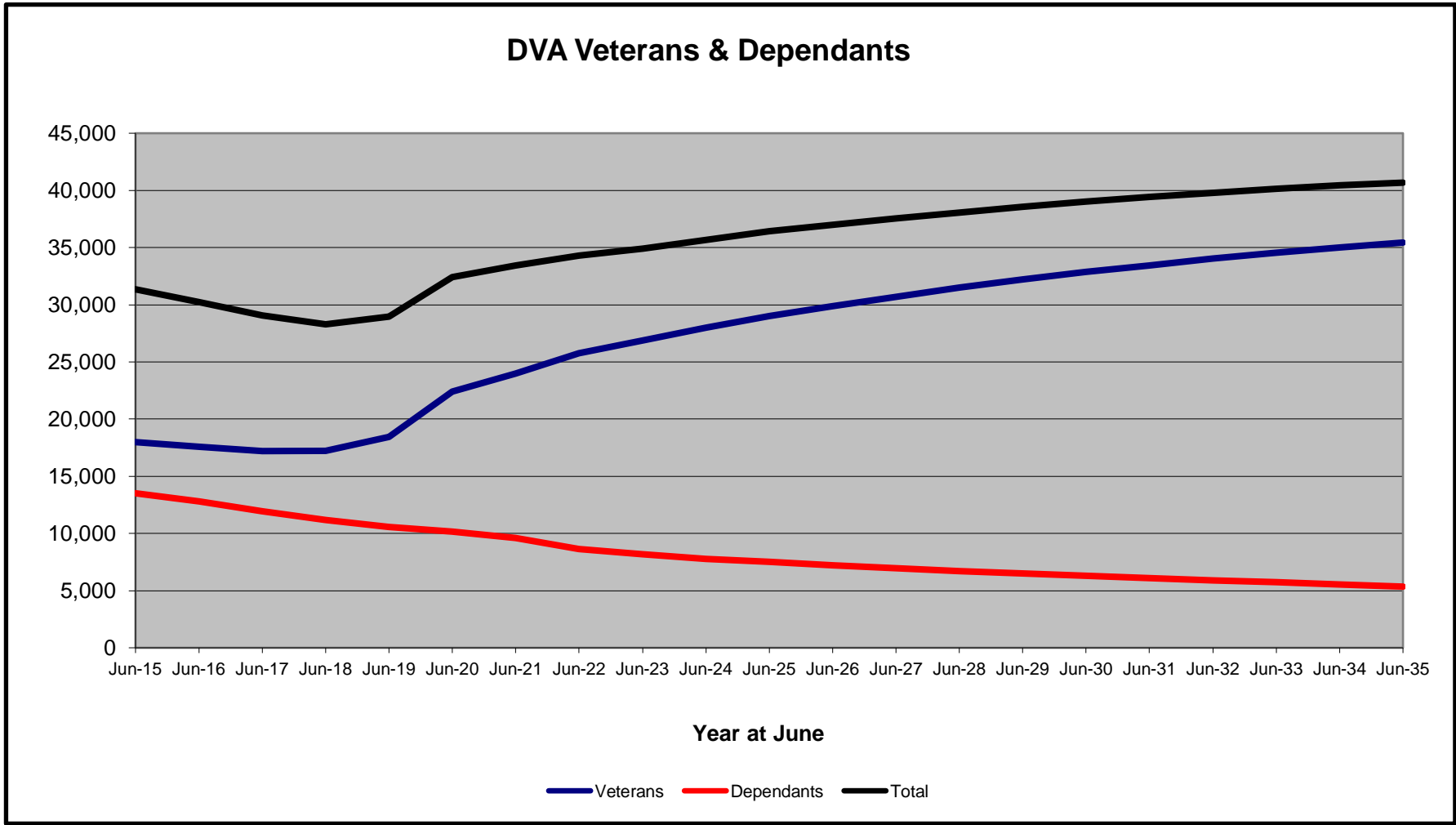
** Please note that the "Treatment Cards, Allowances or Accepted Disabilities Only" category counts all DVA veteran clients, excluding recipients of the Veteran Service Pension or Disability Compensation Payment (DCP).

*** Adequate Means of Support Pensions (AMS) were granted prior to 6 June 1985. AMS is paid by DVA if the death of an ex-service man or woman is accepted to have been due to war service, and that person's death left a dependant or other near relative without adequate means of support.

**** DFISA was abolished on 1 January 2022, since the payment became redundant when DVA's Disability Compensation Payment and some other relevant DVA payments were exempted from means tests for social security income support.

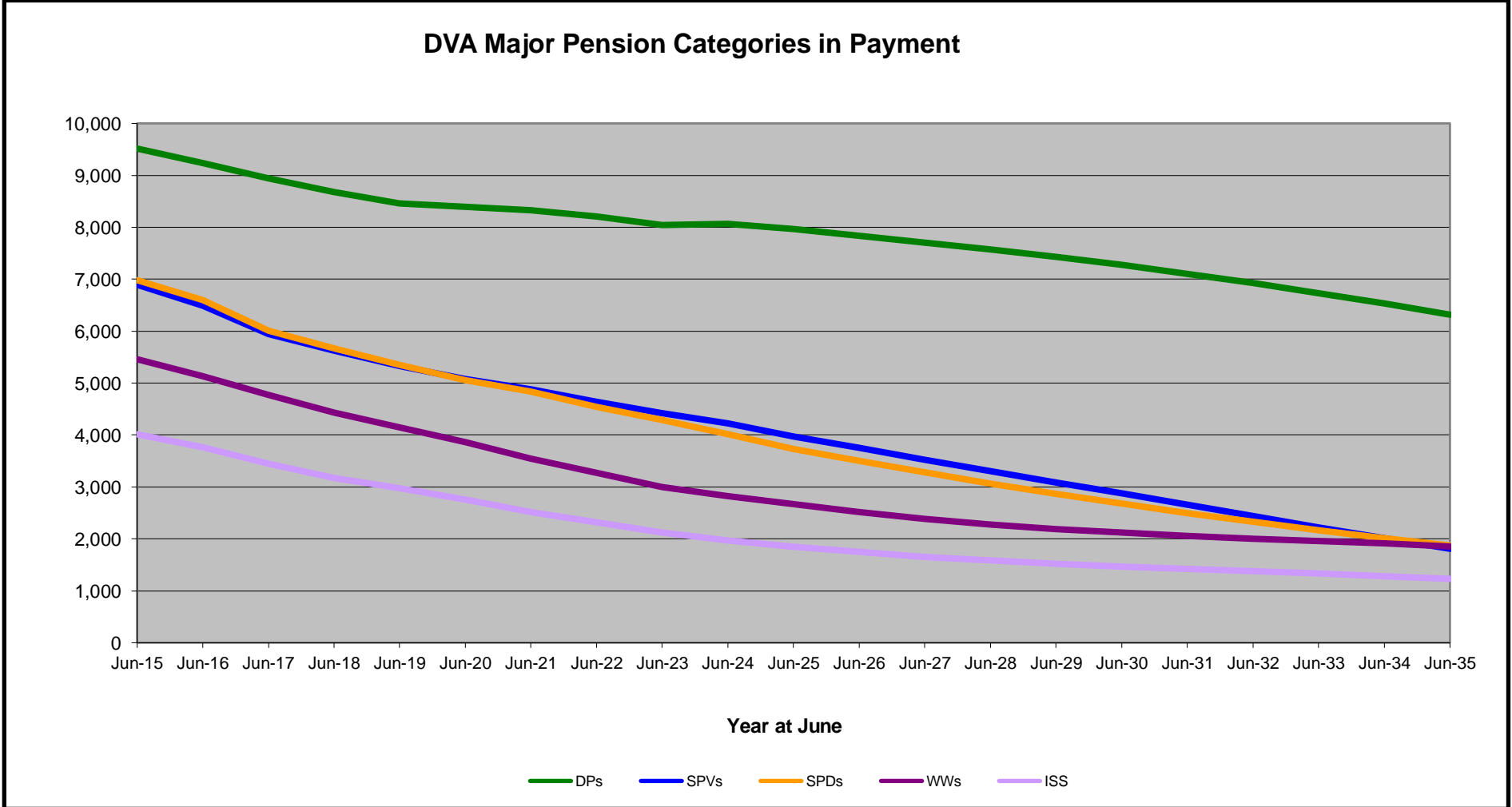
***** From June 2014 this report contains a more complete count of total DVA clients. The previous count; Net Total Beneficiaries; included all persons receiving a VEA pension/allowance or holding a treatment or pharmaceutical entitlement card.

In contrast, the Nett Total Client count also includes any veteran with one or more service related disabilities accepted under the DRCA or the MRCA as well as dependent children of veterans currently receiving student payments under the VCES or MRCAETS.



Date of Most Recent Actual Data : 27 June 2025

Continued next page

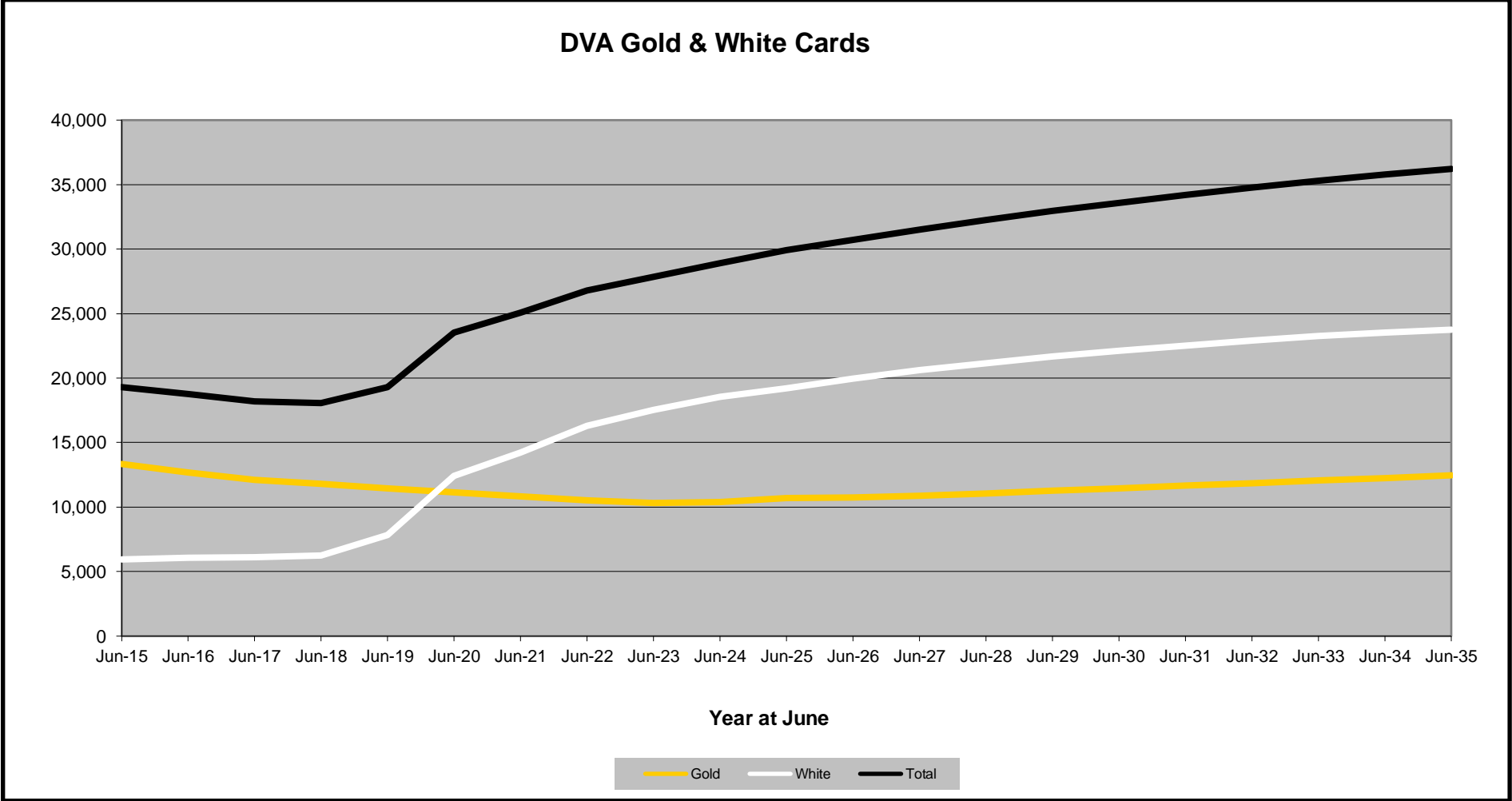
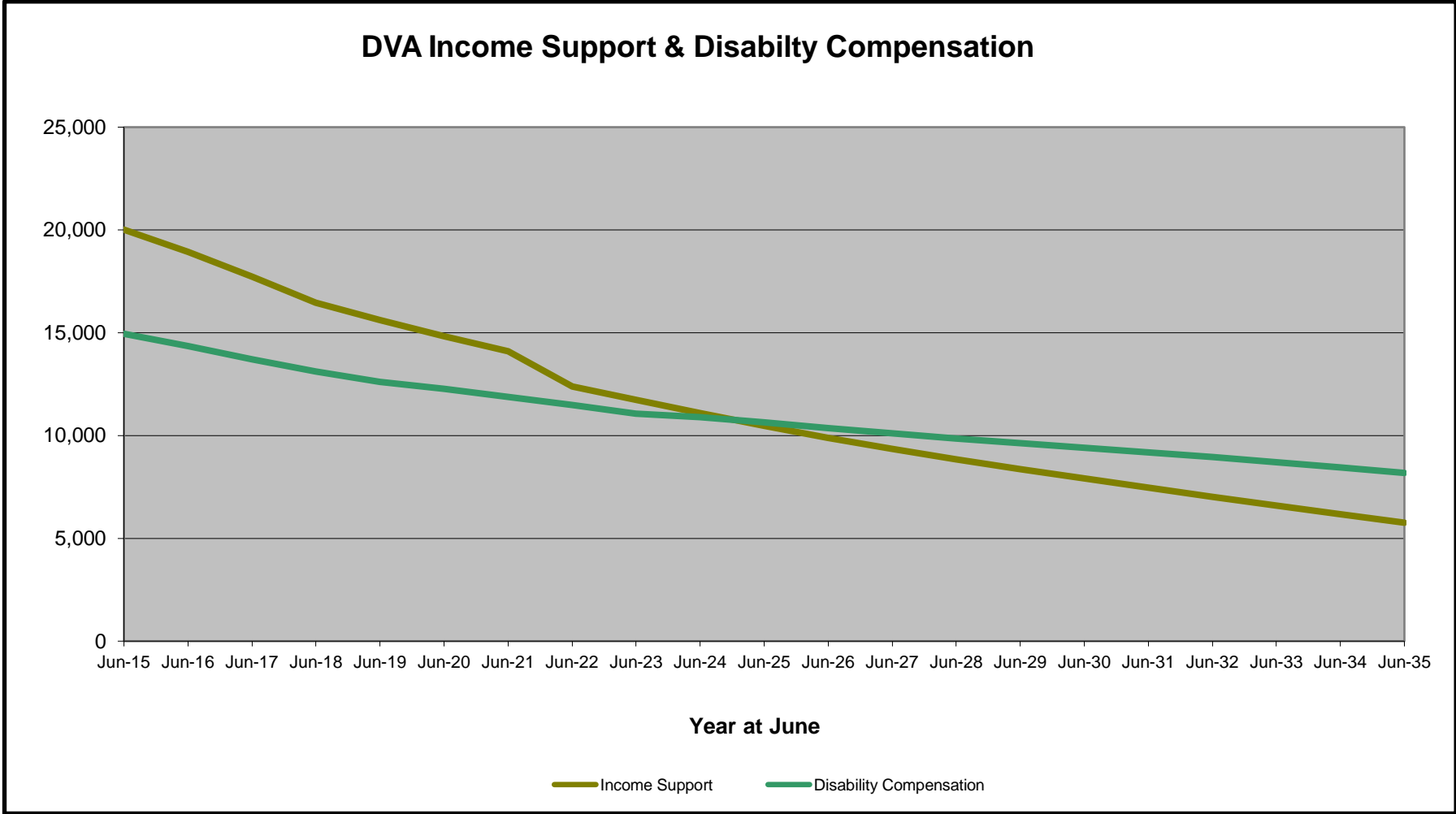


DVA PROJECTED BENEFICIARY NUMBERS WITH ACTUALS TO 30 JUNE 2025 - WESTERN AUSTRALIA

Executive Summary of DVA Beneficiaries in Receipt of Pension(s), Allowance(s) or Health Care

BENEFICIARY CATEGORY (Subsets of Net Total Beneficiaries on Previous Page)	ACTUAL DATA											FORECAST DATA										
	June 2015	June 2016	June 2017	June 2018	June 2019	June 2020	June 2021	June 2022	June 2023	June 2024	June 2025	June 2026	June 2027	June 2028	June 2029	June 2030	June 2031	June 2032	June 2033	June 2034	June 2035	
Health Treatment Card Holders :																						
Gold Cards	13,341	12,669	12,114	11,810	11,435	11,145	10,851	10,524	10,320	10,390	10,693	10,700	10,900	11,100	11,300	11,500	11,700	11,900	12,100	12,300	12,500	
White Cards	5,945	6,088	6,096	6,256	7,843	12,401	14,208	16,283	17,514	18,531	19,209	20,000	20,600	21,200	21,700	22,100	22,500	22,900	23,200	23,500	23,800	
Total Health Treatment Cards	19,286	18,757	18,210	18,066	19,278	23,546	25,059	26,807	27,834	28,921	29,902	30,700	31,500	32,200	32,900	33,600	34,200	34,800	35,300	35,800	36,200	
Repatriation Pharmaceutical Benefits Cards (Orange Cards)	624	503	391	314	238	175	135	95	64	46	32	20	10	10	0	0	0	0	0	0	0	
Other Income Support Categories:																						
Income Support Supplement	4,014	3,765	3,449	3,178	2,975	2,760	2,519	2,320	2,122	1,974	1,849	1,700	1,700	1,600	1,500	1,500	1,400	1,400	1,300	1,300	1,200	
Age Pensioners	359	365	373	349	347	351	351	375	393	398	399	400	400	400	500	500	500	500	500	500	600	
Commonwealth Seniors Health Cards (CSHC)	700	658	939	615	588	568	525	505	500	479	508	500	500	400	400	400	400	400	300	300	300	
Defence Force Income Support Supplement (DFISA) (a)	1,304	1,300	1,268	1,244	1,268	1,263	1,237	0	0	0	0	0	0	0	0	0	0	0	0	0	0	
Total Income Support Beneficiaries (b)	20,014	18,926	17,731	16,456	15,617	14,820	14,094	12,387	11,728	11,087	10,466	9,900	9,400	8,800	8,400	7,900	7,500	7,000	6,600	6,200	5,800	
Total Disability Compensation Beneficiaries (c)	14,949	14,349	13,705	13,120	12,617	12,271	11,884	11,499	11,062	10,903	10,653	10,400	10,100	9,900	9,600	9,400	9,200	8,900	8,700	8,500	8,200	

- (a) - DFISA was abolished on 1 January 2022, since the payment became redundant when DVA's Disability Compensation Payment and some other relevant DVA payments were exempted from means tests for social security income support.
- (b) - Includes veteran service pensions, dependant service pensions, income support supplement, age pensions, commonwealth seniors health cards and DFISA recipients.
- (c) - Includes disability, war widow, orphan and adequate means of support pensions.



Date of Most Recent Actual Data : 27 June 2025

DVA PROJECTED BENEFICIARY NUMBERS WITH ACTUALS TO 30 JUNE 2025 - TASMANIA

Executive Summary of DVA Beneficiaries in Receipt of Pension(s), Allowance(s) or Health Care

BENEFICIARY CATEGORY	ACTUAL DATA											FORECAST DATA										
	June 2015	June 2016	June 2017	June 2018	June 2019	June 2020	June 2021	June 2022	June 2023	June 2024	June 2025	June 2026	June 2027	June 2028	June 2029	June 2030	June 2031	June 2032	June 2033	June 2034	June 2035	
Veterans :																						
Disability Compensation Payment Recipients*	3,005	2,905	2,783	2,695	2,623	2,599	2,540	2,468	2,393	2,393	2,365	2,300	2,300	2,200	2,200	2,100	2,000	2,000	1,900	1,900	1,800	
Age Pension Veterans (Included Above)	57	56	63	68	66	65	77	82	92	89	87	90	90	100	100	110	120	120	120	130	130	
Service Pension Veterans	2,226	2,045	1,830	1,708	1,590	1,494	1,379	1,303	1,216	1,154	1,092	1,000	1,000	900	800	700	700	600	600	500	500	
Disability Compensation Payment Recipient & Service Pension Veteran Overlap*	1,680	1,570	1,429	1,352	1,271	1,206	1,131	1,076	1,011	960	913	900	800	700	700	600	600	500	400	400	400	
Treatment Cards, Allowances or Accepted Disabilities Only**	1,487	1,522	1,587	1,709	2,115	2,924	3,248	3,687	3,976	4,246	4,569	4,900	5,100	5,400	5,700	5,900	6,200	6,400	6,600	6,800	7,100	
MRCA Veterans	364	421	492	588	718	849	952	1,062	1,198	1,396	1,574	1,700	1,900	2,100	2,300	2,500	2,700	2,900	3,000	3,300	3,500	
DRCA Veterans	1,638	1,671	1,696	1,711	1,771	1,846	1,906	1,973	2,009	2,094	2,179	2,200	2,300	2,300	2,300	2,400	2,400	2,400	2,400	2,400	2,400	
Total Veterans	5,038	4,902	4,771	4,760	5,057	5,811	6,036	6,382	6,574	6,833	7,113	7,300	7,600	7,800	8,000	8,100	8,300	8,500	8,600	8,800	9,000	
Dependants :																						
Service Pension Dependants	2,043	1,912	1,729	1,613	1,506	1,414	1,317	1,229	1,140	1,053	959	900	800	700	700	600	600	500	500	400	400	
War Widow(er)s	2,314	2,107	1,913	1,725	1,540	1,412	1,290	1,174	1,068	993	900	800	800	700	700	700	600	600	600	600	600	
Orphans	3	2	6	5	5	7	3	5	7	5	8	10	10	10	10	10	10	10	10	10	10	
Adequate Means of Support (AMS) ***	20	20	20	17	16	15	14	14	14	14	14	10	10	10	10	10	10	10	10	10	10	
Age Pension Partners	42	41	33	37	34	31	35	34	36	36	37	40	40	40	40	40	40	40	40	40	40	
Commonwealth Seniors Health Cards (CSHC) Dependants	54	49	93	57	55	46	44	40	38	34	34	30	30	30	20	20	20	20	20	20	20	
Defence Force Income Support Supplement (DFISA) Dependants ****	166	167	164	166	179	168	169	0	0	0	0	0	0	0	0	0	0	0	0	0	0	
MRCA Dependants	1	3	3	3	6	4	4	4	10	14	20	20	30	30	30	30	40	40	40	40	40	
Other Dependants	88	85	84	95	74	117	122	111	106	118	131	140	150	160	160	170	170	180	180	180	180	
Total Overlap Between Dependant Categories	66	62	69	61	57	47	47	20	18	19	17	20	20	10	10	10	10	10	10	10	10	
Total Dependants	4,665	4,324	3,976	3,657	3,358	3,167	2,951	2,591	2,401	2,248	2,086	2,000	1,800	1,700	1,600	1,600	1,500	1,400	1,400	1,300	1,200	
Total Veterans and Total Dependants Overlap	70	56	41	33	30	39	44	38	36	32	32	30	30	30	30	30	30	30	30	30	30	
Nett Total Clients *****	9,633	9,170	8,706	8,384	8,387	8,939	8,943	8,935	8,939	9,049	9,167	9,300	9,400	9,500	9,600	9,700	9,800	9,900	10,000	10,100	10,200	

* Starting on 1 January 2022, the Disability Pension has been renamed to the Disability Compensation Payment. This was done to reflect the fact that the Disability Pension is not an income support pension but is instead a compensation payment.

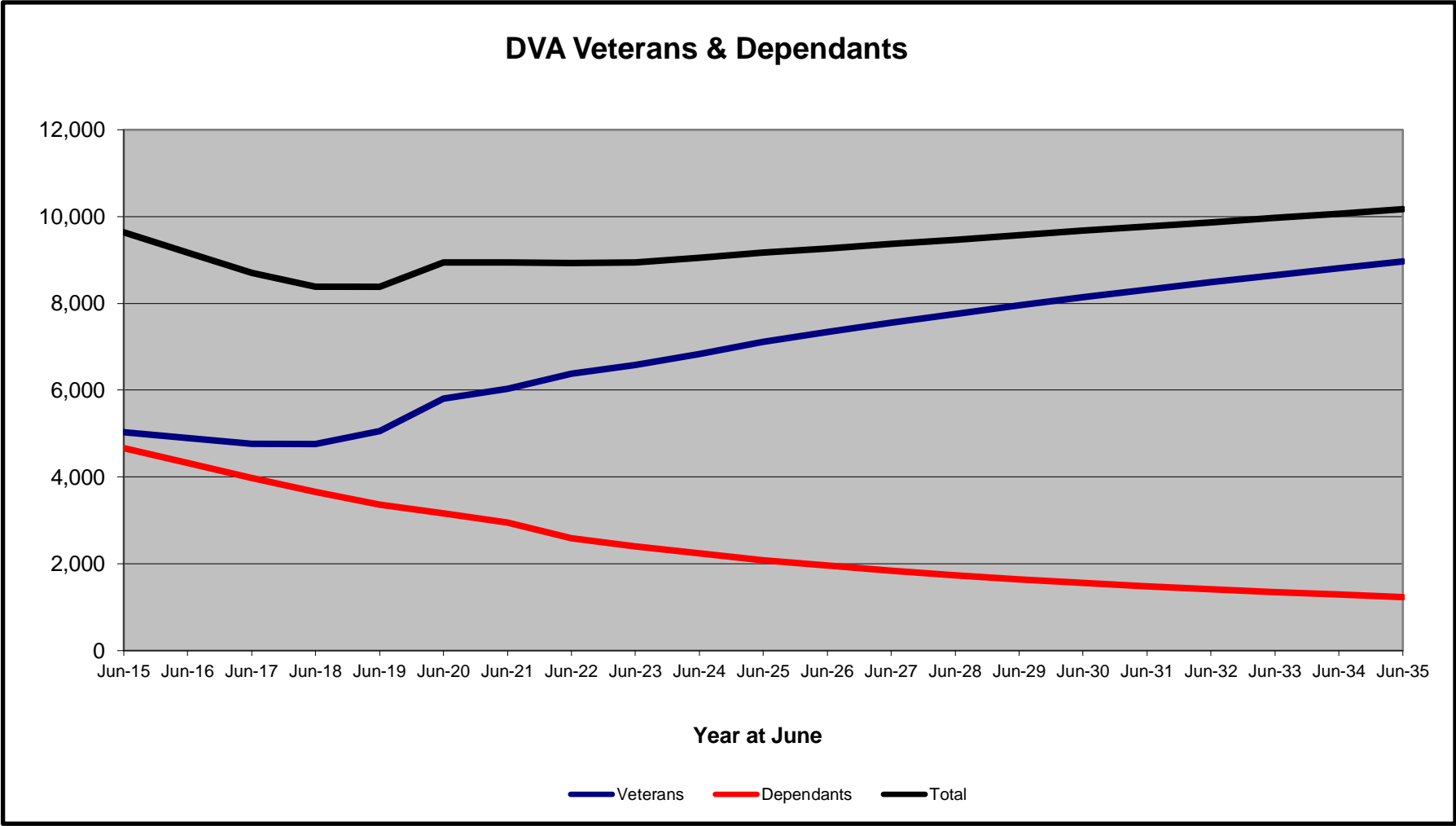
** Please note that the "Treatment Cards, Allowances or Accepted Disabilities Only" category counts all DVA veteran clients, excluding recipients of the Veteran Service Pension or Disability Compensation Payment (DCP).

*** Adequate Means of Support Pensions (AMS) were granted prior to 6 June 1985. AMS is paid by DVA if the death of an ex-service man or woman is accepted to have been due to war service, and that person's death left a dependant or other near relative without adequate means of support.

**** DFISA was abolished on 1 January 2022, since the payment became redundant when DVA's Disability Compensation Payment and some other relevant DVA payments were exempted from means tests for social security income support.

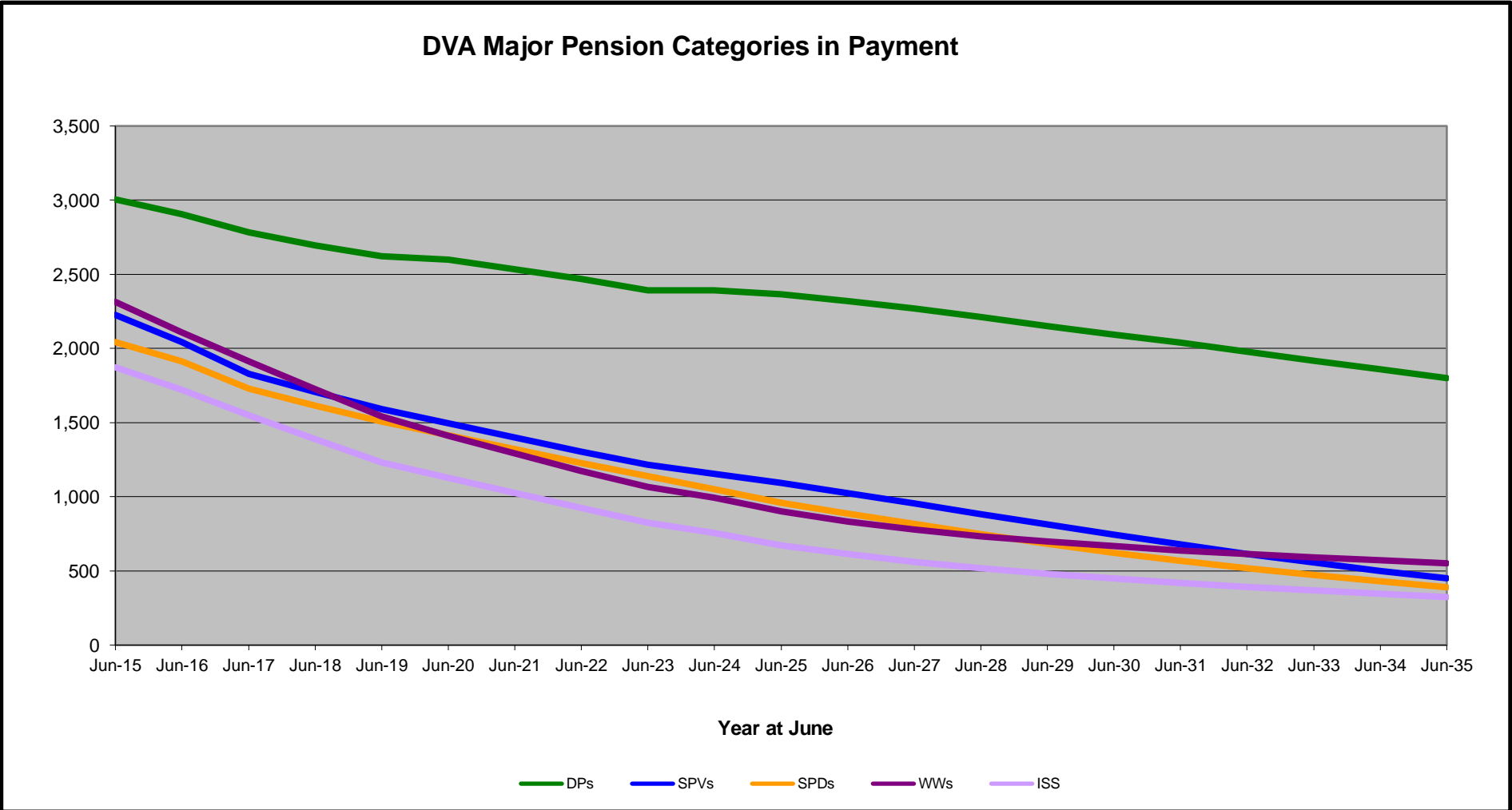
***** From June 2014 this report contains a more complete count of total DVA clients. The previous count; Net Total Beneficiaries; included all persons receiving a VEA pension/allowance or holding a treatment or pharmaceutical entitlement card.

In contrast, the Nett Total Client count also includes any veteran with one or more service related disabilities accepted under the DRCA or the MRCA as well as dependent children of veterans currently receiving student payments under the VCES or MRCAETS.



Date of Most Recent Actual Data : 27 June 2025

Continued next page

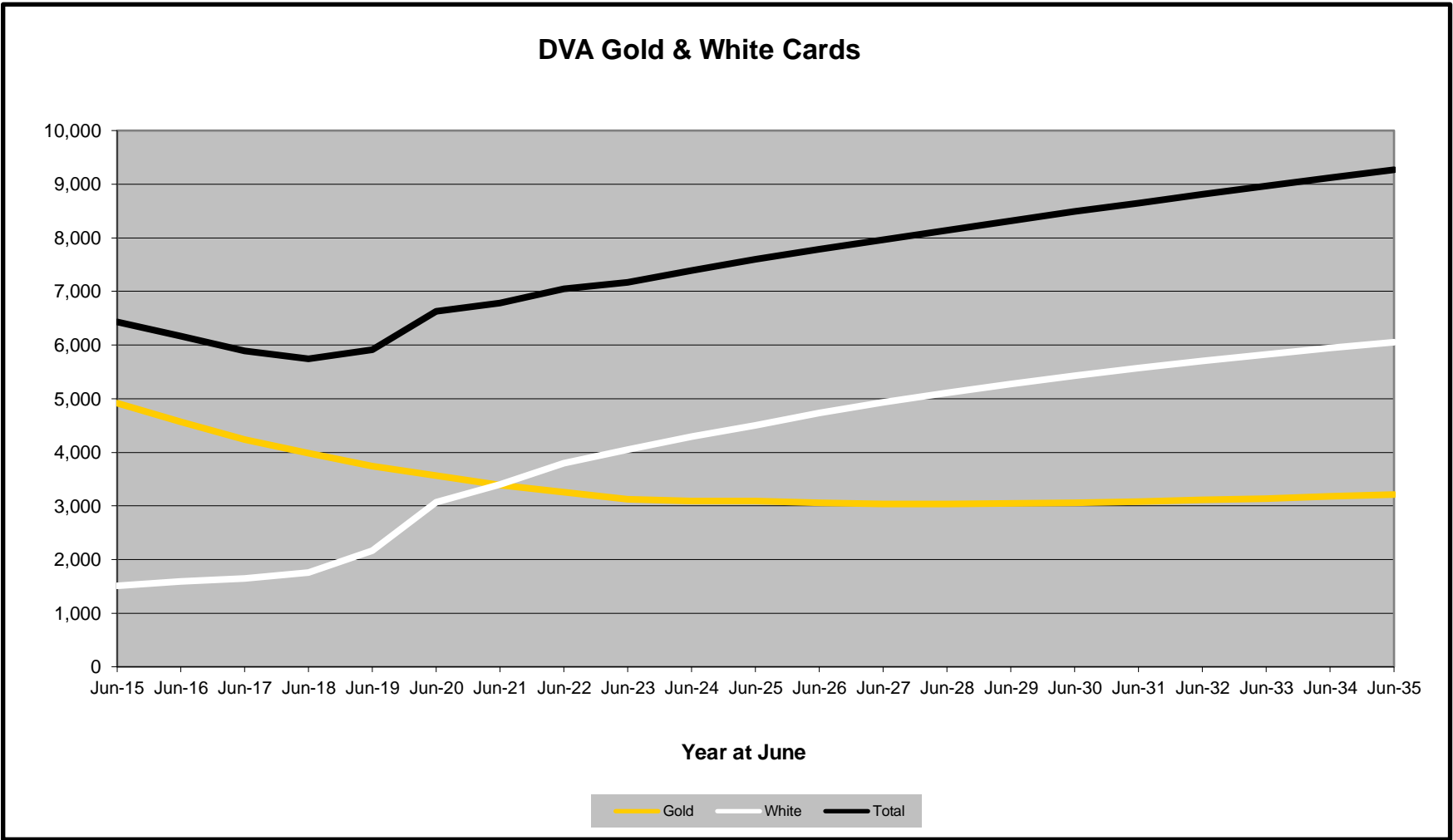
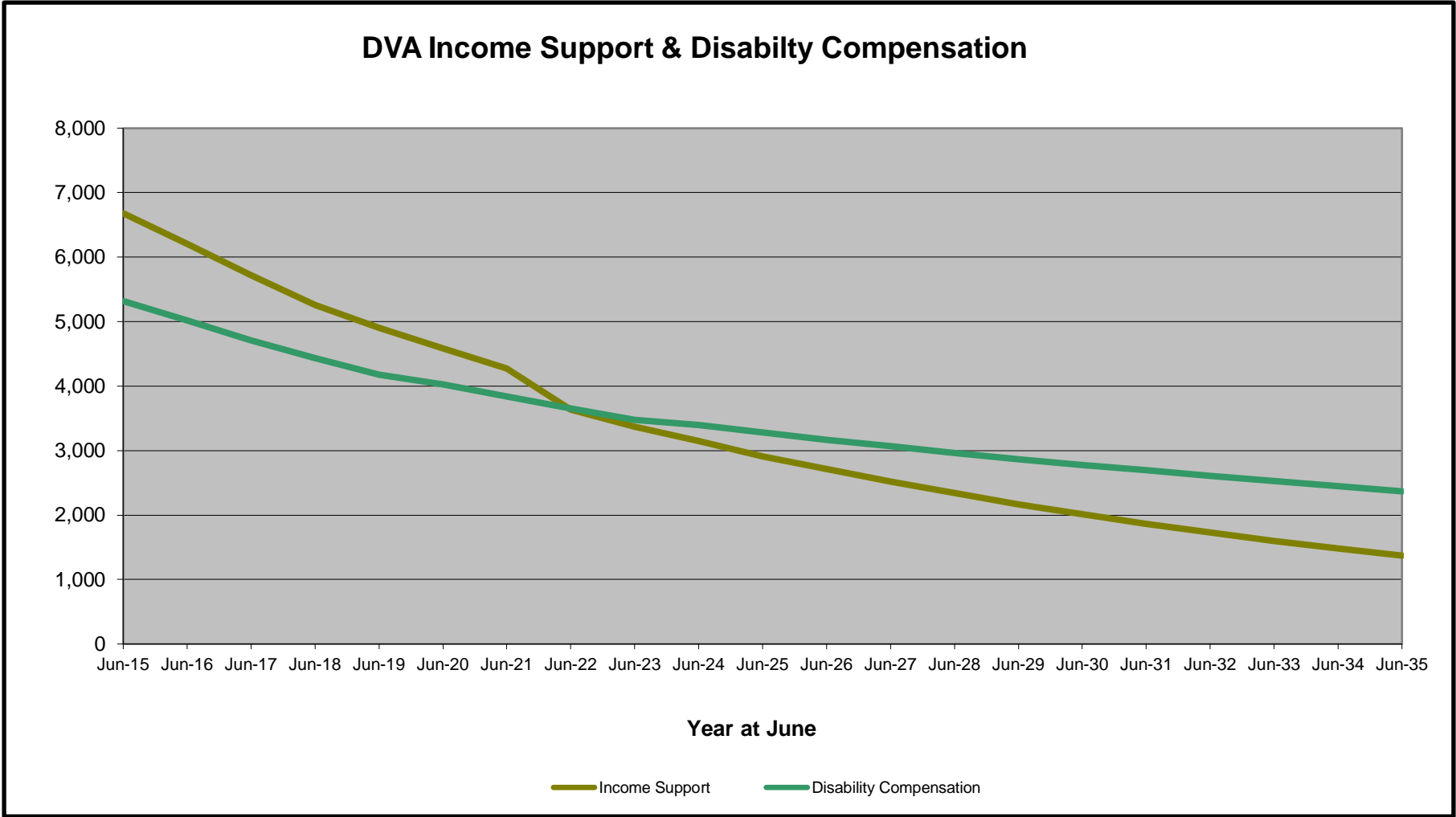


DVA PROJECTED BENEFICIARY NUMBERS WITH ACTUALS TO 30 JUNE 2025 - TASMANIA

Executive Summary of DVA Beneficiaries in Receipt of Pension(s), Allowance(s) or Health Care

BENEFICIARY CATEGORY (Subsets of Net Total Beneficiaries on Previous Page)	ACTUAL DATA											FORECAST DATA										
	June 2015	June 2016	June 2017	June 2018	June 2019	June 2020	June 2021	June 2022	June 2023	June 2024	June 2025	June 2026	June 2027	June 2028	June 2029	June 2030	June 2031	June 2032	June 2033	June 2034	June 2035	
Health Treatment Card Holders :																						
Gold Cards	4,916	4,571	4,240	3,988	3,746	3,563	3,389	3,256	3,126	3,093	3,094	3,100	3,000	3,000	3,000	3,100	3,100	3,100	3,100	3,200	3,200	
White Cards	1,510	1,591	1,651	1,755	2,167	3,066	3,395	3,796	4,048	4,294	4,505	4,700	4,900	5,100	5,300	5,400	5,600	5,700	5,800	5,900	6,100	
Total Health Treatment Cards	6,426	6,162	5,891	5,743	5,913	6,629	6,784	7,052	7,174	7,387	7,599	7,800	8,000	8,100	8,300	8,500	8,700	8,800	9,000	9,100	9,300	
Repatriation Pharmaceutical Benefits Cards (Orange Cards)	128	100	76	56	40	28	23	17	12	9	8	10	0	0	0	0	0	0	0	0	0	
Other Income Support Categories:																						
Income Support Supplement	1,873	1,723	1,550	1,389	1,233	1,129	1,022	924	827	756	673	600	600	500	500	400	400	400	400	300	300	
Age Pensioners	100	97	96	105	100	96	112	116	127	125	124	130	130	140	140	150	160	160	160	170	170	
Commonwealth Seniors Health Cards (CSHC)	80	73	146	78	77	67	64	63	63	60	63	60	50	50	50	50	50	40	40	40	40	
Defence Force Income Support Supplement (DFISA) (a)	435	435	442	449	476	463	471	0	0	0	0	0	0	0	0	0	0	0	0	0	0	
Total Income Support Beneficiaries (b)	6,681	6,211	5,716	5,257	4,900	4,585	4,275	3,635	3,373	3,148	2,911	2,700	2,500	2,300	2,200	2,000	1,900	1,700	1,600	1,500	1,400	
Total Disability Compensation Beneficiaries (c)	5,319	5,015	4,708	4,432	4,176	4,026	3,838	3,652	3,474	3,400	3,283	3,200	3,100	3,000	2,900	2,800	2,700	2,600	2,500	2,400	2,400	

- (a) - DFISA was abolished on 1 January 2022, since the payment became redundant when DVA's Disability Compensation Payment and some other relevant DVA payments were exempted from means tests for social security income support.
- (b) - Includes veteran service pensions, dependant service pensions, income support supplement, age pensions, commonwealth seniors health cards and DFISA recipients.
- (c) - Includes disability, war widow, orphan and adequate means of support pensions.



Date of Most Recent Actual Data : 27 June 2025

DVA PROJECTED BENEFICIARY NUMBERS WITH ACTUALS TO 30 JUNE 2025 - NORTHERN TERRITORY

Executive Summary of DVA Beneficiaries in Receipt of Pension(s), Allowance(s) or Health Care

BENEFICIARY CATEGORY	ACTUAL DATA											FORECAST DATA										
	June 2015	June 2016	June 2017	June 2018	June 2019	June 2020	June 2021	June 2022	June 2023	June 2024	June 2025	June 2026	June 2027	June 2028	June 2029	June 2030	June 2031	June 2032	June 2033	June 2034	June 2035	
Veterans :																						
Disability Compensation Payment Recipients*	672	674	654	652	631	650	657	638	647	646	642	600	600	600	600	600	600	600	600	600	500	
Age Pension Veterans (Included Above)	4	4	7	6	9	8	8	8	11	11	10	10	20	20	20	30	30	30	30	30	30	
Service Pension Veterans	242	239	212	215	207	185	175	165	158	145	150	140	130	120	110	110	100	90	80	80	70	
Disability Compensation Payment Recipient & Service Pension Veteran Overlap*	156	152	133	137	135	120	119	108	103	95	98	90	90	80	70	70	60	60	50	50	40	
Treatment Cards, Allowances or Accepted Disabilities Only**	1,524	1,627	1,755	1,999	2,885	4,452	5,079	5,363	5,560	5,488	5,488	5,600	5,700	5,800	5,900	6,000	6,100	6,300	6,400	6,500	6,600	
MRCA Veterans	798	932	1,038	1,149	1,478	1,751	2,011	2,038	2,210	2,583	2,770	3,000	3,200	3,300	3,500	3,600	3,800	3,900	4,000	4,100	4,300	
DRCA Veterans	1,182	1,183	1,174	1,151	1,117	1,093	1,079	1,078	1,070	1,068	1,060	1,100	1,100	1,100	1,100	1,100	1,100	1,100	1,100	1,100	1,100	
Total Veterans	2,282	2,388	2,488	2,729	3,588	5,167	5,792	6,058	6,262	6,184	6,182	6,300	6,400	6,500	6,600	6,700	6,800	6,900	7,000	7,100	7,200	
Dependants :																						
Service Pension Dependants	156	152	141	141	141	122	117	109	105	98	97	90	90	80	70	60	60	50	50	40	40	
War Widow(er)s	128	127	128	121	120	120	114	116	110	112	104	100	100	100	100	100	100	100	100	100	100	
Orphans	0	0	3	3	2	2	2	2	2	2	2	0	0	0	0	0	0	0	0	0	0	
Adequate Means of Support (AMS) ***	1	1	1	1	1	0	0	0	0	0	0	0	0	0	0	0	0	0	0	0	0	
Age Pension Partners	4	4	4	5	5	5	4	5	5	4	5	10	10	10	10	10	0	0	0	0	0	
Commonwealth Seniors Health Cards (CSHC) Dependants	13	13	18	9	8	8	7	8	6	5	5	0	0	0	0	0	0	0	0	0	0	
Defence Force Income Support Supplement (DFISA) Dependants ****	21	26	23	24	21	22	22	0	0	0	0	0	0	0	0	0	0	0	0	0	0	
MRCA Dependants	1	1	0	0	0	0	1	2	3	6	5	10	10	10	10	10	10	10	10	10	20	
Other Dependants	13	11	12	6	14	26	31	32	47	60	80	90	100	110	120	120	130	130	140	140	140	
Total Overlap Between Dependant Categories	12	11	10	10	9	8	6	5	3	2	2	0	0	0	0	0	0	0	0	0	0	
Total Dependants	325	324	320	300	303	297	292	269	275	285	296	300	300	300	300	300	300	300	300	300	300	
Total Veterans and Total Dependants Overlap	4	4	4	2	2	3	4	4	2	2	2	0	0	0	0	0	0	0	0	0	0	
Nett Total Clients *****	2,603	2,708	2,804	3,027	3,889	5,461	6,080	6,323	6,535	6,467	6,476	6,600	6,700	6,800	6,900	7,000	7,100	7,200	7,300	7,400	7,500	

* Starting on 1 January 2022, the Disability Pension has been renamed to the Disability Compensation Payment. This was done to reflect the fact that the Disability Pension is not an income support pension but is instead a compensation payment.

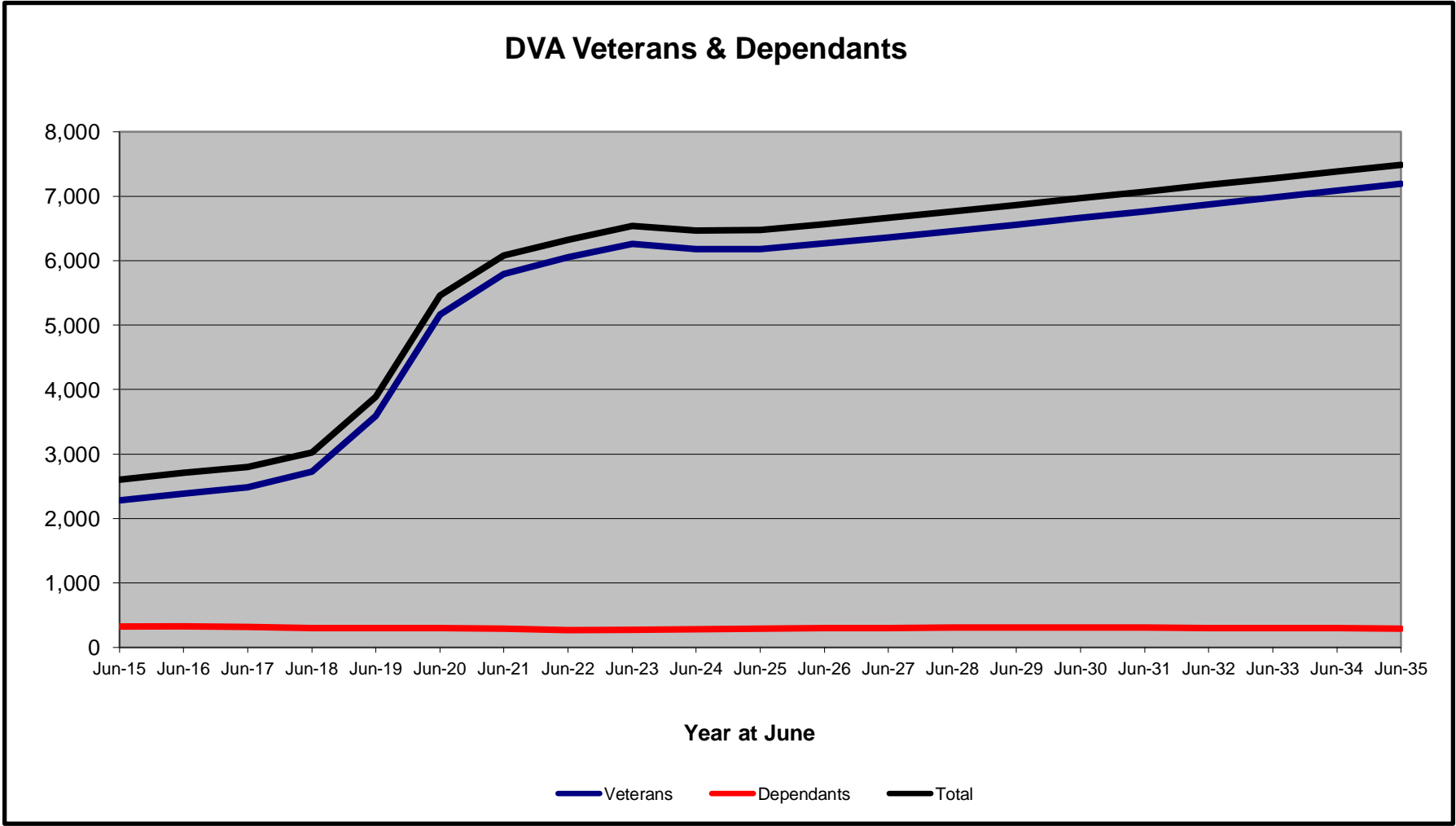
** Please note that the "Treatment Cards, Allowances or Accepted Disabilities Only" category counts all DVA veteran clients, excluding recipients of the Veteran Service Pension or Disability Compensation Payment (DCP).

*** Adequate Means of Support Pensions (AMS) were granted prior to 6 June 1985. AMS is paid by DVA if the death of an ex-service man or woman is accepted to have been due to war service, and that person's death left a dependant or other near relative without adequate means of support.

**** DFISA was abolished on 1 January 2022, since the payment became redundant when DVA's Disability Compensation Payment and some other relevant DVA payments were exempted from means tests for social security income support.

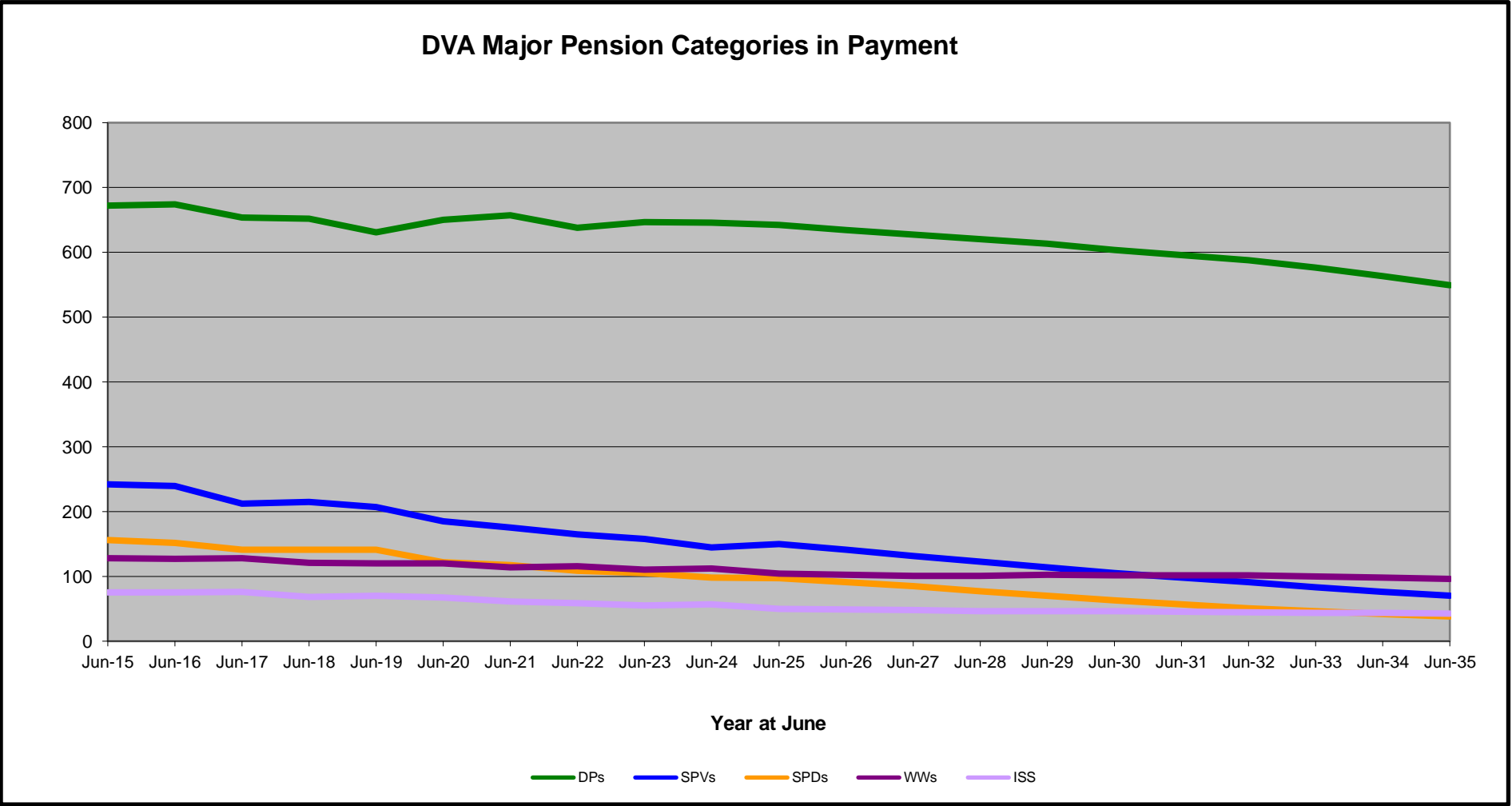
***** From June 2014 this report contains a more complete count of total DVA clients. The previous count; Net Total Beneficiaries; included all persons receiving a VEA pension/allowance or holding a treatment or pharmaceutical entitlement card.

In contrast, the Nett Total Client count also includes any veteran with one or more service related disabilities accepted under the DRCA or the MRCA as well as dependent children of veterans currently receiving student payments under the VCES or MRCAETS.



Date of Most Recent Actual Data : 27 June 2025

Continued next page

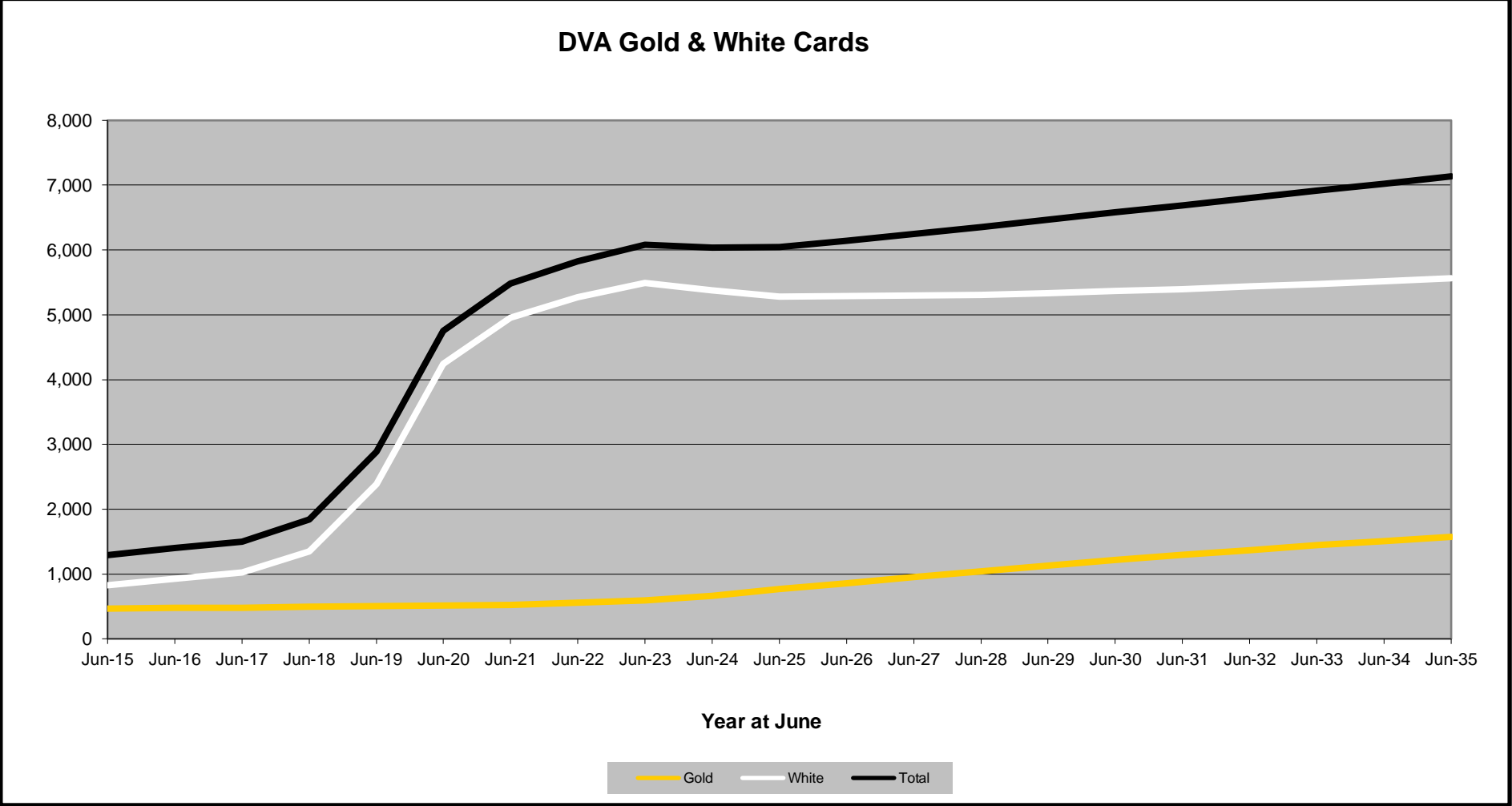
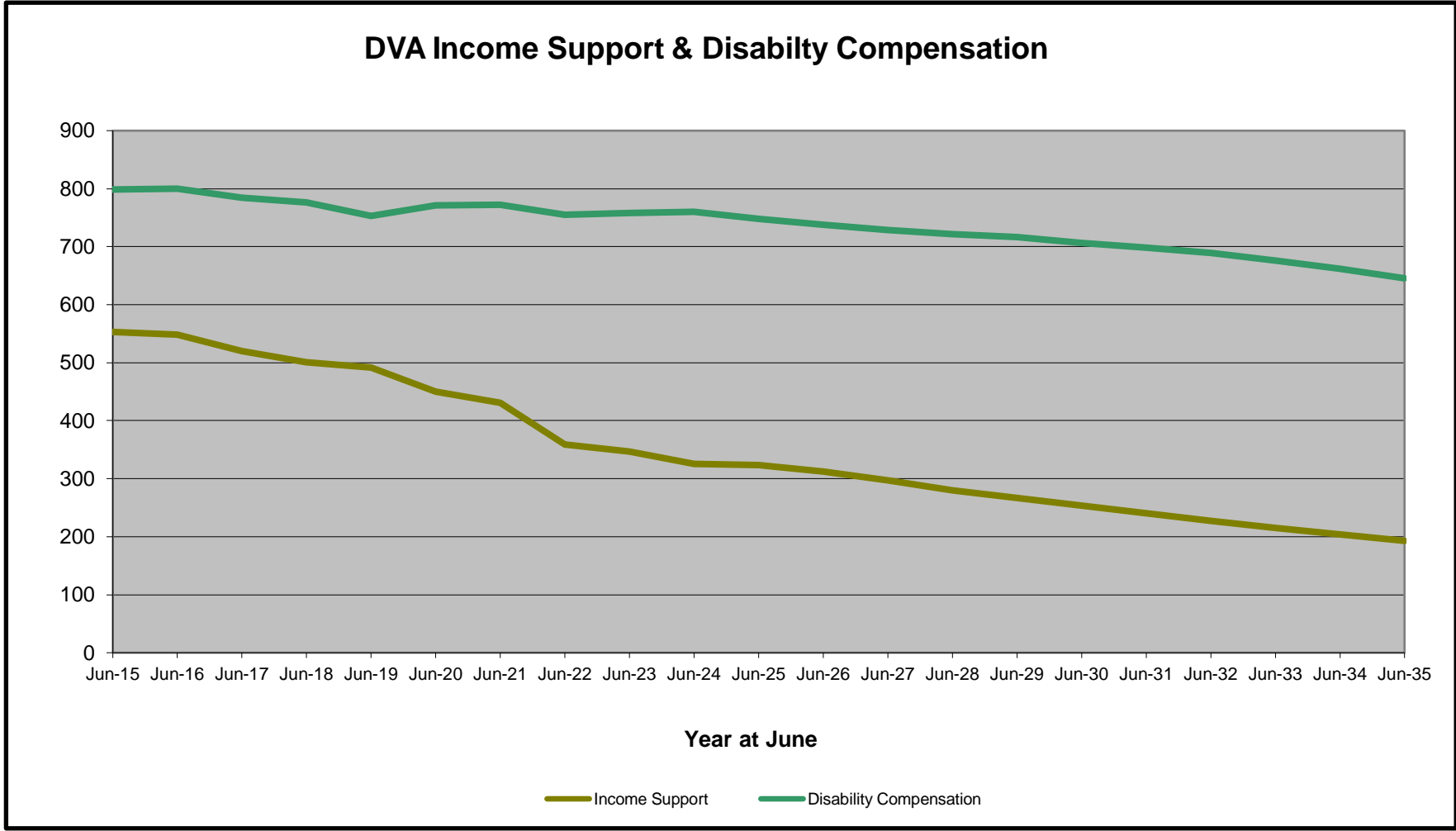


DVA PROJECTED BENEFICIARY NUMBERS WITH ACTUALS TO 30 JUNE 2025 - NORTHERN TERRITORY

Executive Summary of DVA Beneficiaries in Receipt of Pension(s), Allowance(s) or Health Care

BENEFICIARY CATEGORY (Subsets of Net Total Beneficiaries on Previous Page)	ACTUAL DATA											FORECAST DATA										
	June 2015	June 2016	June 2017	June 2018	June 2019	June 2020	June 2021	June 2022	June 2023	June 2024	June 2025	June 2026	June 2027	June 2028	June 2029	June 2030	June 2031	June 2032	June 2033	June 2034	June 2035	
Health Treatment Card Holders :																						
Gold Cards	465	476	474	491	502	511	524	556	591	663	765	900	1,000	1,000	1,100	1,200	1,300	1,400	1,400	1,500	1,600	
White Cards	826	925	1,023	1,346	2,390	4,239	4,957	5,271	5,488	5,375	5,279	5,300	5,300	5,300	5,300	5,400	5,400	5,400	5,500	5,500	5,600	
Total Health Treatment Cards	1,291	1,401	1,497	1,837	2,892	4,750	5,481	5,827	6,079	6,038	6,044	6,100	6,200	6,400	6,500	6,600	6,700	6,800	6,900	7,000	7,100	
Repatriation Pharmaceutical Benefits Cards (Orange Cards)	7	7	4	4	2	1	1	1	0	0	0	0	0	0	0	0	0	0	0	0	0	
Other Income Support Categories:																						
Income Support Supplement	75	75	76	68	70	67	61	59	55	57	50	50	50	50	50	50	50	40	40	40	40	
Age Pensioners	8	8	11	11	14	13	12	13	16	15	15	20	20	20	30	30	30	30	40	40	40	
Commonwealth Seniors Health Cards (CSHC)	23	22	33	16	13	13	12	13	13	11	11	10	10	10	10	10	10	10	10	10	0	
Defence Force Income Support Supplement (DFISA) (a)	55	58	54	60	60	60	63	0	0	0	0	0	0	0	0	0	0	0	0	0	0	
Total Income Support Beneficiaries (b)	553	548	520	501	492	450	431	359	347	326	323	300	300	300	300	300	200	200	200	200	200	
Total Disability Compensation Beneficiaries (c)	799	800	784	776	753	771	772	755	758	760	748	700	700	700	700	700	700	700	700	700	600	

- (a) - DFISA was abolished on 1 January 2022, since the payment became redundant when DVA's Disability Compensation Payment and some other relevant DVA payments were exempted from means tests for social security income support.
- (b) - Includes veteran service pensions, dependant service pensions, income support supplement, age pensions, commonwealth seniors health cards and DFISA recipients.
- (c) - Includes disability, war widow, orphan and adequate means of support pensions.



Date of Most Recent Actual Data : 27 June 2025

DVA PROJECTED BENEFICIARY NUMBERS WITH ACTUALS TO 30 JUNE 2025 - AUSTRALIAN CAPITAL TERRITORY

Executive Summary of DVA Beneficiaries in Receipt of Pension(s), Allowance(s) or Health Care

BENEFICIARY CATEGORY	ACTUAL DATA											FORECAST DATA										
	June 2015	June 2016	June 2017	June 2018	June 2019	June 2020	June 2021	June 2022	June 2023	June 2024	June 2025	June 2026	June 2027	June 2028	June 2029	June 2030	June 2031	June 2032	June 2033	June 2034	June 2035	
Veterans :																						
Disability Compensation Payment Recipients*	2,827	2,758	2,663	2,606	2,579	2,553	2,493	2,406	2,320	2,312	2,293	2,200	2,200	2,200	2,100	2,100	2,000	2,000	1,900	1,900	1,800	
Age Pension Veterans (Included Above)	25	28	23	22	23	23	23	28	31	30	34	40	40	40	50	50	50	60	60	60	70	
Service Pension Veterans	788	754	692	660	626	581	544	522	485	471	449	400	400	400	400	300	300	300	300	200	200	
Disability Compensation Payment Recipient & Service Pension Veteran Overlap*	547	533	489	470	448	410	383	362	338	329	314	300	300	300	200	200	200	190	170	150	130	
Treatment Cards, Allowances or Accepted Disabilities Only**	2,461	2,589	2,769	3,060	4,558	7,748	8,873	10,139	10,984	11,600	12,231	12,900	13,500	14,100	14,500	15,000	15,400	15,800	16,100	16,400	16,700	
MRCA Veterans	824	953	1,126	1,319	1,658	2,044	2,353	2,646	3,106	3,916	4,444	5,100	5,700	6,200	6,700	7,200	7,700	8,100	8,500	8,900	9,300	
DRCA Veterans	2,533	2,539	2,550	2,556	2,642	2,742	2,760	2,784	2,794	2,864	3,026	3,100	3,100	3,200	3,200	3,200	3,300	3,300	3,300	3,300	3,300	
Total Veterans	5,529	5,568	5,635	5,856	7,315	10,472	11,527	12,705	13,451	14,054	14,659	15,200	15,800	16,300	16,800	17,200	17,500	17,900	18,200	18,400	18,600	
Dependants :																						
Service Pension Dependants	784	754	683	652	616	562	527	493	455	437	418	400	400	400	300	300	300	300	200	200	200	
War Widow(er)s	1,089	1,044	994	936	868	821	769	731	695	650	608	600	500	500	500	400	400	400	400	400	400	
Orphans	3	4	3	4	7	8	8	8	8	8	6	0	0	0	0	0	0	0	0	0	0	
Adequate Means of Support (AMS) ***	6	5	4	4	3	2	2	2	1	1	1	0	0	0	0	0	0	0	0	0	0	
Age Pension Partners	18	19	20	21	20	19	20	23	26	26	24	20	20	20	20	20	20	20	20	20	20	
Commonwealth Seniors Health Cards (CSHC) Dependants	97	87	105	85	84	76	75	76	79	74	77	70	70	60	60	50	50	40	40	40	30	
Defence Force Income Support Supplement (DFISA) Dependants ****	135	127	119	117	123	119	125	0	0	0	0	0	0	0	0	0	0	0	0	0	0	
MRCA Dependants	9	10	14	18	18	25	21	20	20	22	21	20	20	20	20	20	20	20	20	20	20	
Other Dependants	60	53	49	57	67	86	106	114	124	147	191	210	230	250	260	270	280	290	300	300	300	
Total Overlap Between Dependant Categories	53	54	48	47	47	43	41	29	27	24	23	20	20	20	20	20	20	10	10	10	10	
Total Dependants	2,148	2,049	1,943	1,847	1,759	1,675	1,612	1,438	1,381	1,341	1,323	1,300	1,200	1,200	1,100	1,100	1,100	1,000	1,000	1,000	900	
Total Veterans and Total Dependants Overlap	19	15	16	16	19	31	25	26	25	27	28	30	30	30	40	40	50	50	60	60	70	
Nett Total Clients *****	7,658	7,602	7,562	7,687	9,055	12,116	13,114	14,117	14,807	15,368	15,954	16,500	17,000	17,500	17,900	18,200	18,600	18,900	19,100	19,300	19,500	

* Starting on 1 January 2022, the Disability Pension has been renamed to the Disability Compensation Payment. This was done to reflect the fact that the Disability Pension is not an income support pension but is instead a compensation payment.

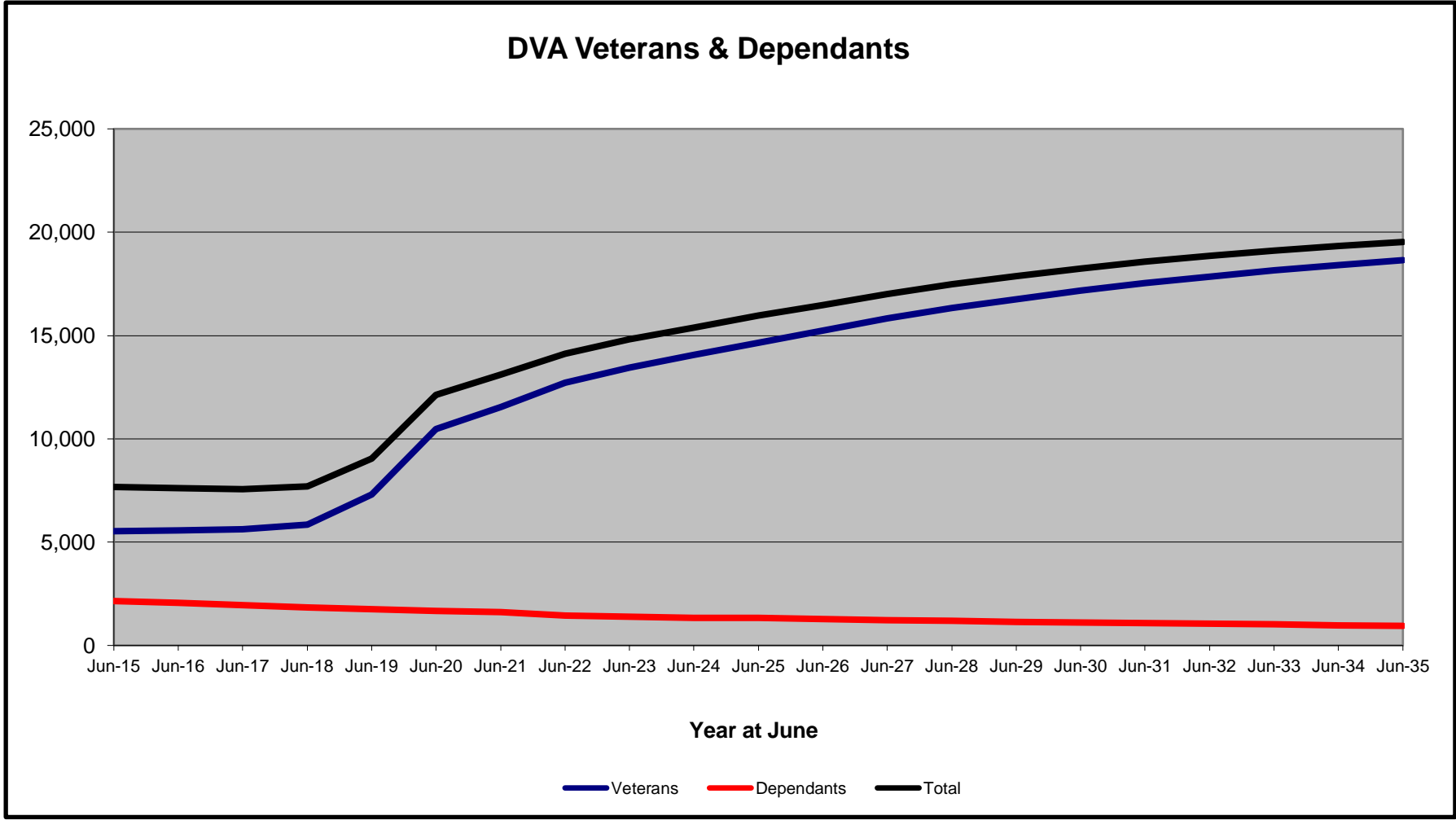
** Please note that the "Treatment Cards, Allowances or Accepted Disabilities Only" category counts all DVA veteran clients, excluding recipients of the Veteran Service Pension or Disability Compensation Payment (DCP).

*** Adequate Means of Support Pensions (AMS) were granted prior to 6 June 1985. AMS is paid by DVA if the death of an ex-service man or woman is accepted to have been due to war service, and that person's death left a dependant or other near relative without adequate means of support.

**** DFISA was abolished on 1 January 2022, since the payment became redundant when DVA's Disability Compensation Payment and some other relevant DVA payments were exempted from means tests for social security income support.

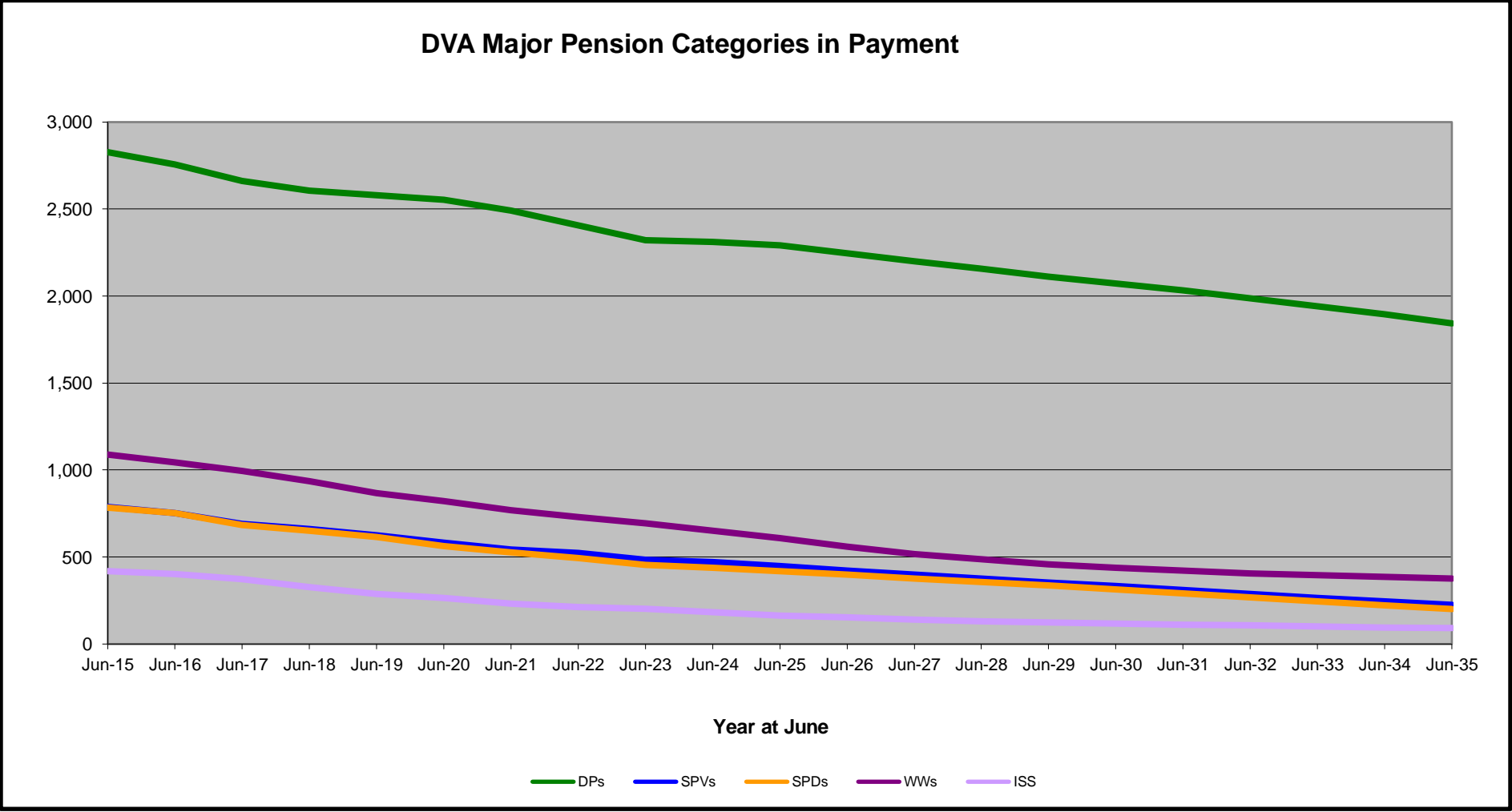
***** From June 2014 this report contains a more complete count of total DVA clients. The previous count; Net Total Beneficiaries; included all persons receiving a VEA pension/allowance or holding a treatment or pharmaceutical entitlement card.

In contrast, the Nett Total Client count also includes any veteran with one or more service related disabilities accepted under the DRCA or the MRCA as well as dependent children of veterans currently receiving student payments under the VCES or MRCAETS.



Date of Most Recent Actual Data : 27 June 2025

Continued next page

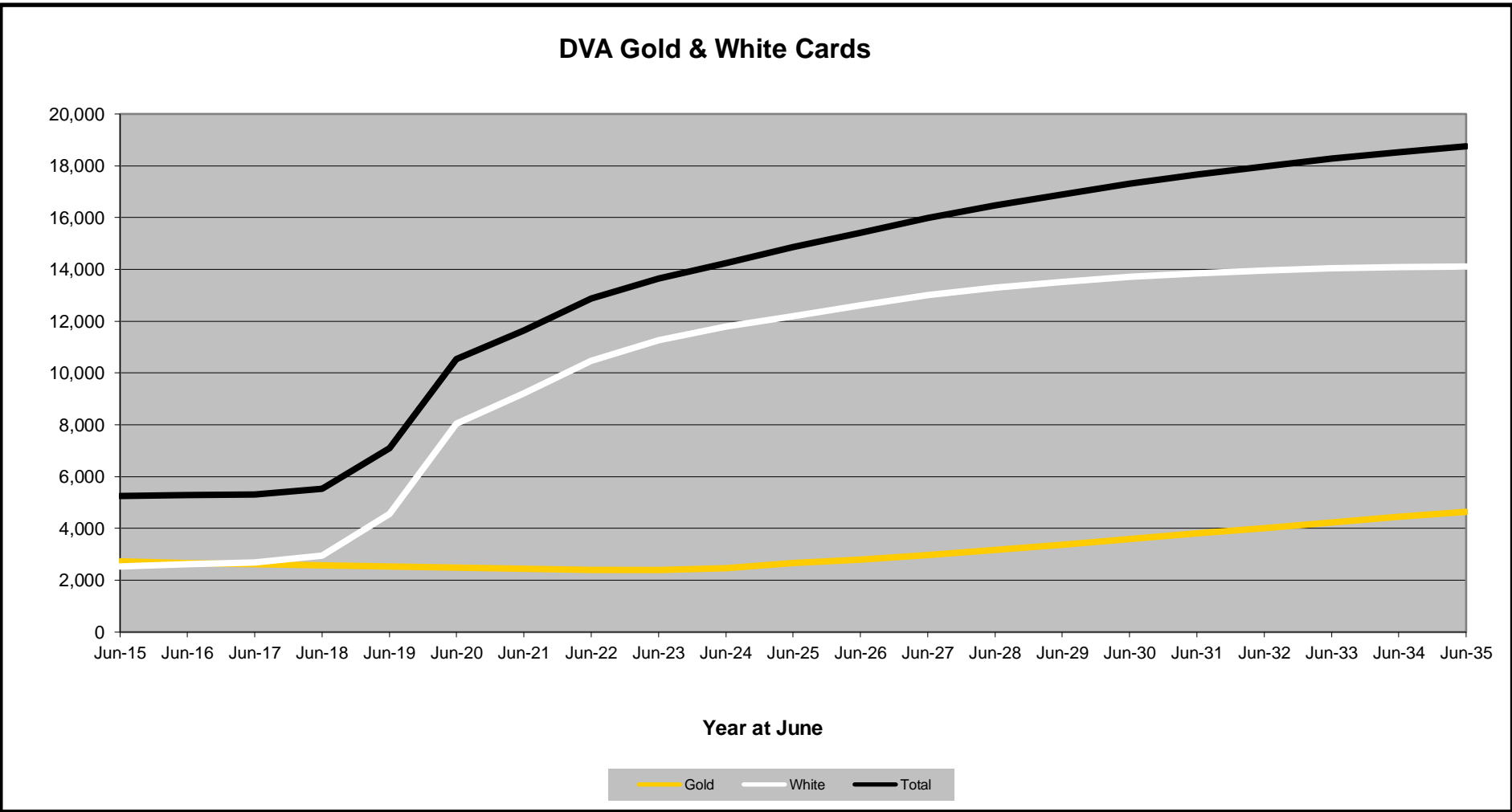
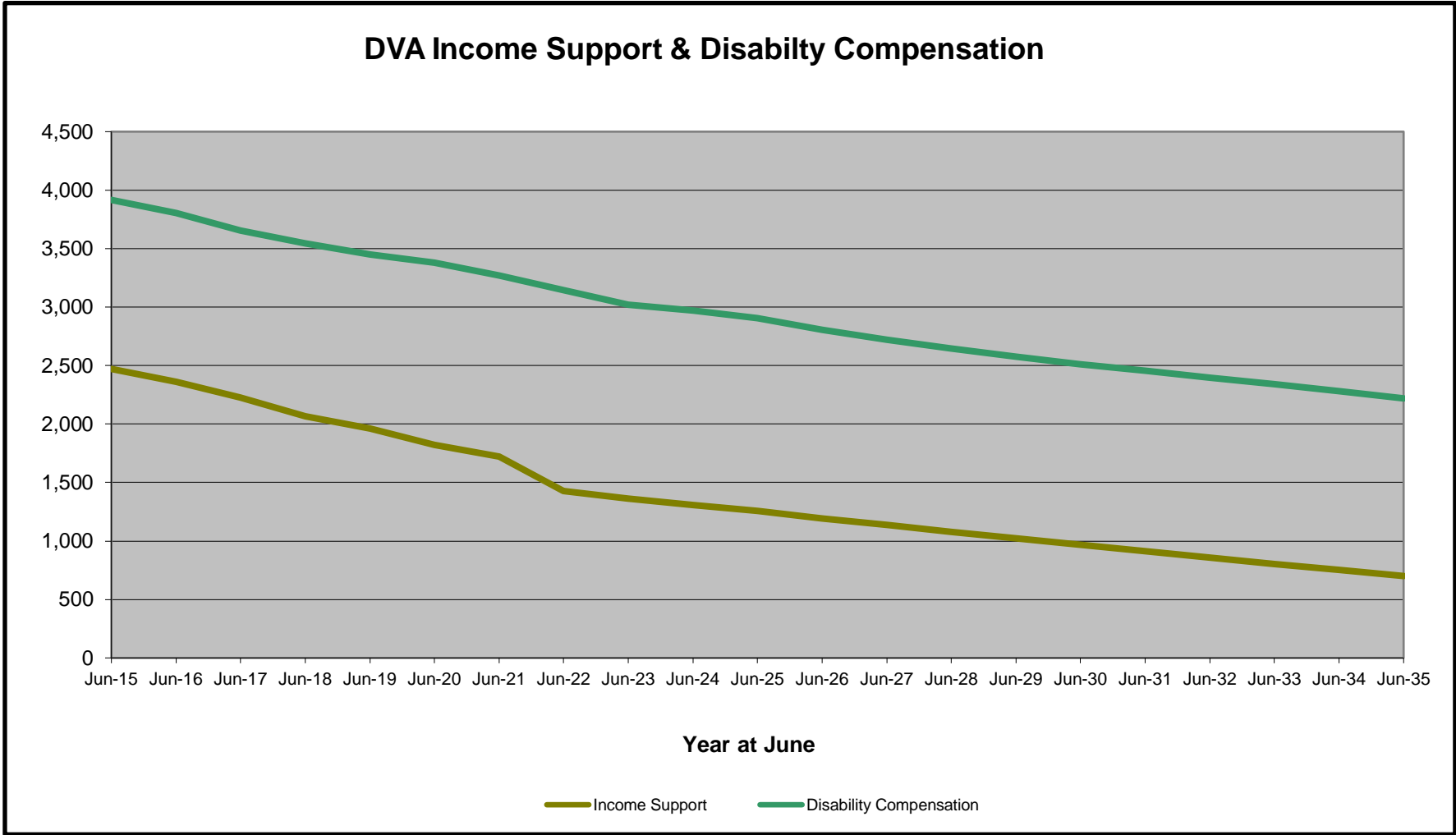


DVA PROJECTED BENEFICIARY NUMBERS WITH ACTUALS TO 30 JUNE 2025 - AUSTRALIAN CAPITAL TERRITORY

Executive Summary of DVA Beneficiaries in Receipt of Pension(s), Allowance(s) or Health Care

BENEFICIARY CATEGORY (Subsets of Net Total Beneficiaries on Previous Page)	ACTUAL DATA											FORECAST DATA										
	June 2015	June 2016	June 2017	June 2018	June 2019	June 2020	June 2021	June 2022	June 2023	June 2024	June 2025	June 2026	June 2027	June 2028	June 2029	June 2030	June 2031	June 2032	June 2033	June 2034	June 2035	
Health Treatment Card Holders :																						
Gold Cards	2,721	2,673	2,623	2,574	2,529	2,485	2,439	2,411	2,396	2,463	2,664	2,800	3,000	3,200	3,400	3,600	3,800	4,000	4,200	4,400	4,600	
White Cards	2,532	2,621	2,683	2,948	4,561	8,057	9,212	10,475	11,260	11,788	12,188	12,600	13,000	13,300	13,500	13,700	13,900	14,000	14,000	14,100	14,100	
Total Health Treatment Cards	5,253	5,294	5,306	5,522	7,090	10,542	11,651	12,886	13,656	14,251	14,852	15,400	16,000	16,500	16,900	17,300	17,700	18,000	18,300	18,500	18,800	
Repatriation Pharmaceutical Benefits Cards (Orange Cards)	64	50	34	27	20	17	13	11	8	5	5	0	0	0	0	0	0	0	0	0	0	
Other Income Support Categories:																						
Income Support Supplement	419	402	373	328	288	264	231	212	204	182	165	150	140	130	120	120	110	110	100	100	90	
Age Pensioners	43	47	43	43	43	42	43	51	57	56	58	60	60	70	70	70	70	80	80	80	90	
Commonwealth Seniors Health Cards (CSHC)	184	166	210	160	160	147	144	148	163	160	167	160	160	150	140	130	130	120	110	100	100	
Defence Force Income Support Supplement (DFISA) (a)	287	282	258	255	264	260	266	0	0	0	0	0	0	0	0	0	0	0	0	0	0	
Total Income Support Beneficiaries (b)	2,471	2,363	2,227	2,066	1,962	1,822	1,720	1,426	1,364	1,306	1,257	1,200	1,100	1,100	1,000	1,000	900	900	800	800	700	
Total Disability Compensation Beneficiaries (c)	3,916	3,803	3,656	3,543	3,452	3,378	3,268	3,145	3,022	2,968	2,905	2,800	2,700	2,600	2,600	2,500	2,500	2,400	2,300	2,300	2,200	

- (a) - DFISA was abolished on 1 January 2022, since the payment became redundant when DVA's Disability Compensation Payment and some other relevant DVA payments were exempted from means tests for social security income support.
- (b) - Includes veteran service pensions, dependant service pensions, income support supplement, age pensions, commonwealth seniors health cards and DFISA recipients.
- (c) - Includes disability, war widow, orphan and adequate means of support pensions.



Date of Most Recent Actual Data : 27 June 2025

DVA PROJECTED BENEFICIARY NUMBERS WITH ACTUALS TO 30 JUNE 2025 - OVERSEAS

Executive Summary of DVA Beneficiaries in Receipt of Pension(s), Allowance(s) or Health Care

BENEFICIARY CATEGORY	ACTUAL DATA											FORECAST DATA										
	June 2015	June 2016	June 2017	June 2018	June 2019	June 2020	June 2021	June 2022	June 2023	June 2024	June 2025	June 2026	June 2027	June 2028	June 2029	June 2030	June 2031	June 2032	June 2033	June 2034	June 2035	
Veterans :																						
Disability Compensation Payment Recipients*	763	761	766	782	786	733	703	681	676	676	669	700	700	700	700	700	700	700	700	700	700	
Age Pension Veterans (Included Above)	3	5	8	8	11	10	8	13	11	13	16	20	20	30	30	30	30	30	30	30	30	
Service Pension Veterans	395	377	360	346	340	298	270	234	241	244	238	200	200	200	220	210	200	200	200	190	180	
Disability Compensation Payment Recipient & Service Pension Veteran Overlap*	181	177	178	186	189	163	148	133	144	145	141	140	140	140	140	130	130	130	130	120	110	
Treatment Cards, Allowances or Accepted Disabilities Only**	335	375	426	458	537	733	846	1,006	1,060	1,163	1,254	1,400	1,500	1,600	1,700	1,800	1,900	2,000	2,000	2,100	2,200	
MRCA Veterans	134	167	208	243	289	333	373	431	500	593	658	800	900	900	1,000	1,100	1,200	1,300	1,400	1,500	1,700	
DRCA Veterans	437	450	475	504	518	518	533	535	548	576	591	600	600	700	700	700	700	700	700	700	800	
Total Veterans	1,312	1,336	1,374	1,400	1,474	1,601	1,671	1,788	1,833	1,938	2,020	2,100	2,200	2,300	2,400	2,500	2,600	2,700	2,800	2,900	3,000	
Dependants :																						
Service Pension Dependants	387	366	331	319	296	266	253	236	222	221	219	207	190	180	170	160	160	150	140	130	130	
War Widow(er)s	290	288	285	294	290	290	289	295	293	286	290	300	300	200	200	200	200	200	210	200	190	
Orphans	10	9	11	11	8	5	6	7	11	10	11	10	10	10	10	10	10	10	0	0	0	
Adequate Means of Support (AMS) ***	1	1	1	1	1	1	1	1	0	0	0	0	0	0	0	0	0	0	0	0	0	
Age Pension Partners	1	3	3	1	1	1	1	1	2	1	1	0	0	0	0	0	0	0	0	0	0	
Commonwealth Seniors Health Cards (CSHC) Dependants	1	1	1	1	1	0	0	1	1	0	0	0	0	0	0	0	0	0	0	0	0	
Defence Force Income Support Supplement (DFISA) Dependants ****	3	4	6	7	7	3	5	0	0	0	0	0	0	0	0	0	0	0	0	0	0	
MRCA Dependants	2	2	1	1	2	1	1	6	4	6	7	10	10	10	10	10	10	10	10	10	10	
Other Dependants	16	16	13	15	23	29	22	30	35	52	54	60	70	80	80	90	90	100	100	100	110	
Total Overlap Between Dependant Categories	2	4	4	2	2	1	1	0	0	0	0	0	0	0	0	0	0	0	0	0	0	
Total Dependants	709	686	648	648	627	595	577	577	568	576	582	600	500	500	500	500	500	500	500	500	400	
Total Veterans and Total Dependants Overlap	0	1	0	0	1	2	2	1	1	2	1	0	0	0	0	0	0	0	0	0	0	
Nett Total Clients *****	2,021	2,021	2,022	2,048	2,100	2,194	2,246	2,364	2,400	2,512	2,601	2,700	2,800	2,800	2,900	3,000	3,100	3,200	3,300	3,300	3,400	

* Starting on 1 January 2022, the Disability Pension has been renamed to the Disability Compensation Payment. This was done to reflect the fact that the Disability Pension is not an income support pension but is instead a compensation payment.

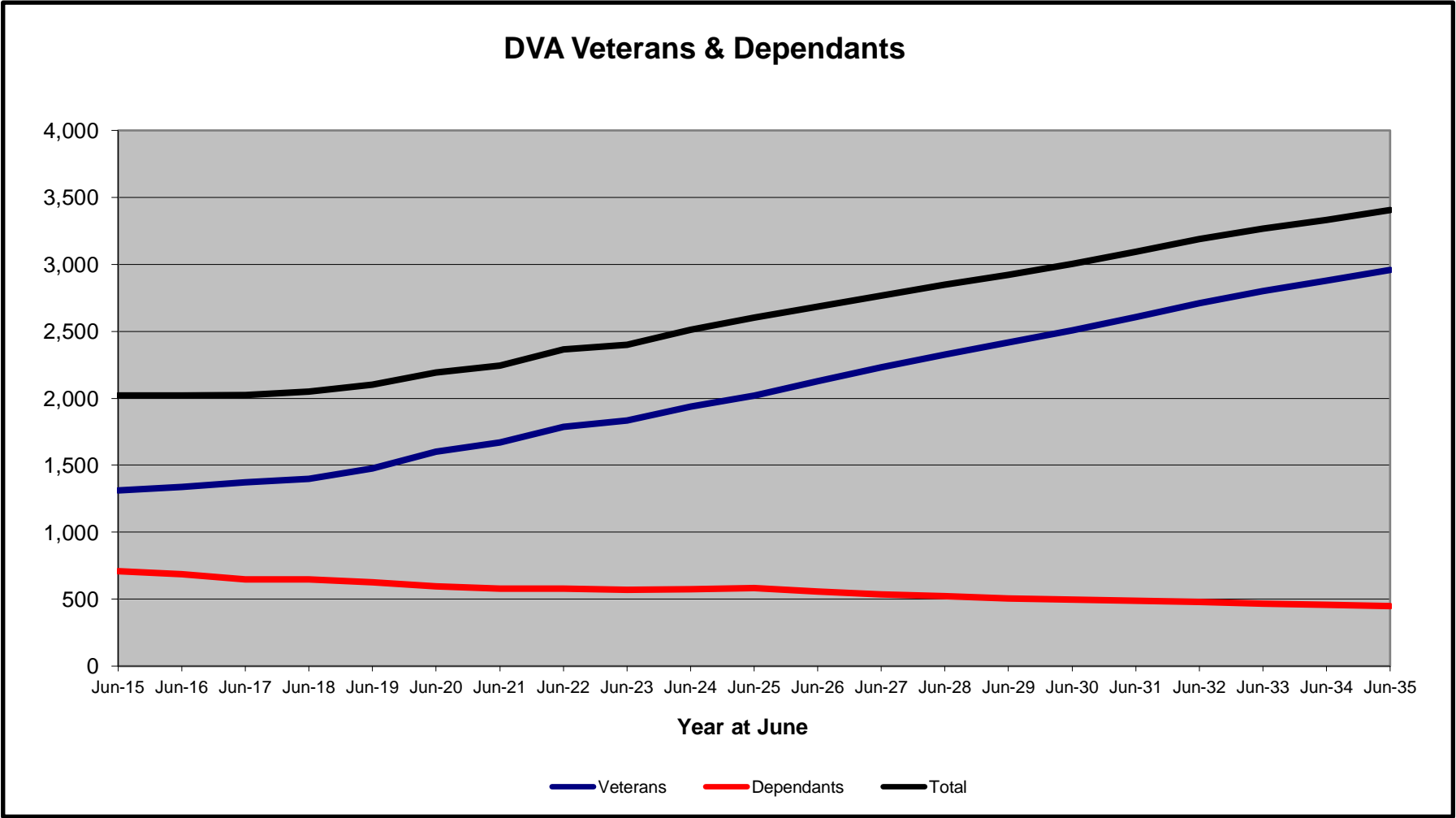
** Please note that the "Treatment Cards, Allowances or Accepted Disabilities Only" category counts all DVA veteran clients, excluding recipients of the Veteran Service Pension or Disability Compensation Payment (DCP).

*** Adequate Means of Support Pensions (AMS) were granted prior to 6 June 1985. AMS is paid by DVA if the death of an ex-service man or woman is accepted to have been due to war service, and that person's death left a dependant or other near relative without adequate means of support.

**** DFISA was abolished on 1 January 2022, since the payment became redundant when DVA's Disability Compensation Payment and some other relevant DVA payments were exempted from means tests for social security income support.

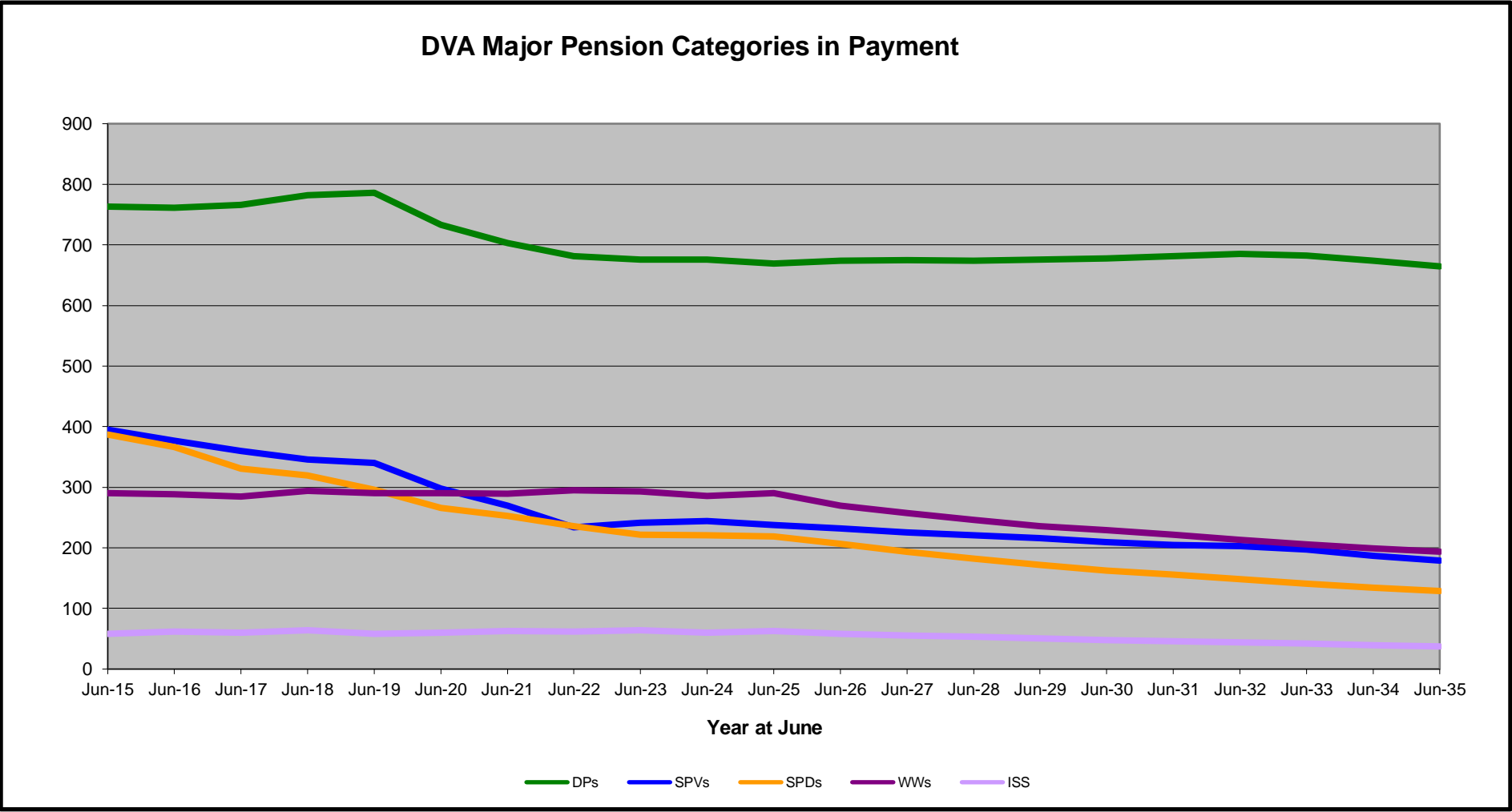
***** From June 2014 this report contains a more complete count of total DVA clients. The previous count; Net Total Beneficiaries; included all persons receiving a VEA pension/allowance or holding a treatment or pharmaceutical entitlement card.

In contrast, the Nett Total Client count also includes any veteran with one or more service related disabilities accepted under the DRCA or the MRCA as well as dependent children of veterans currently receiving student payments under the VCES or MRCAETS.



Date of Most Recent Actual Data : 27 June 2025

Continued next page

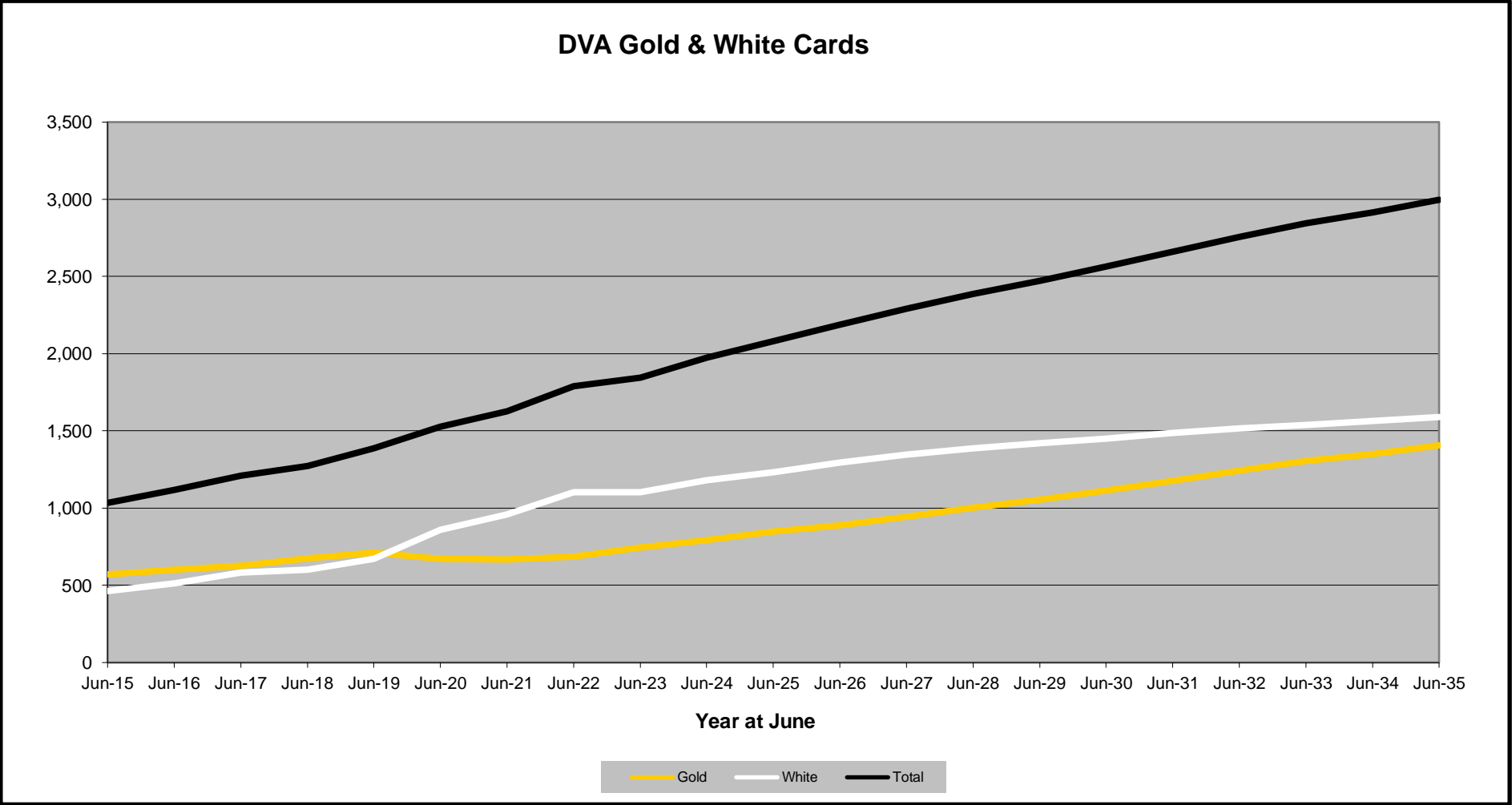
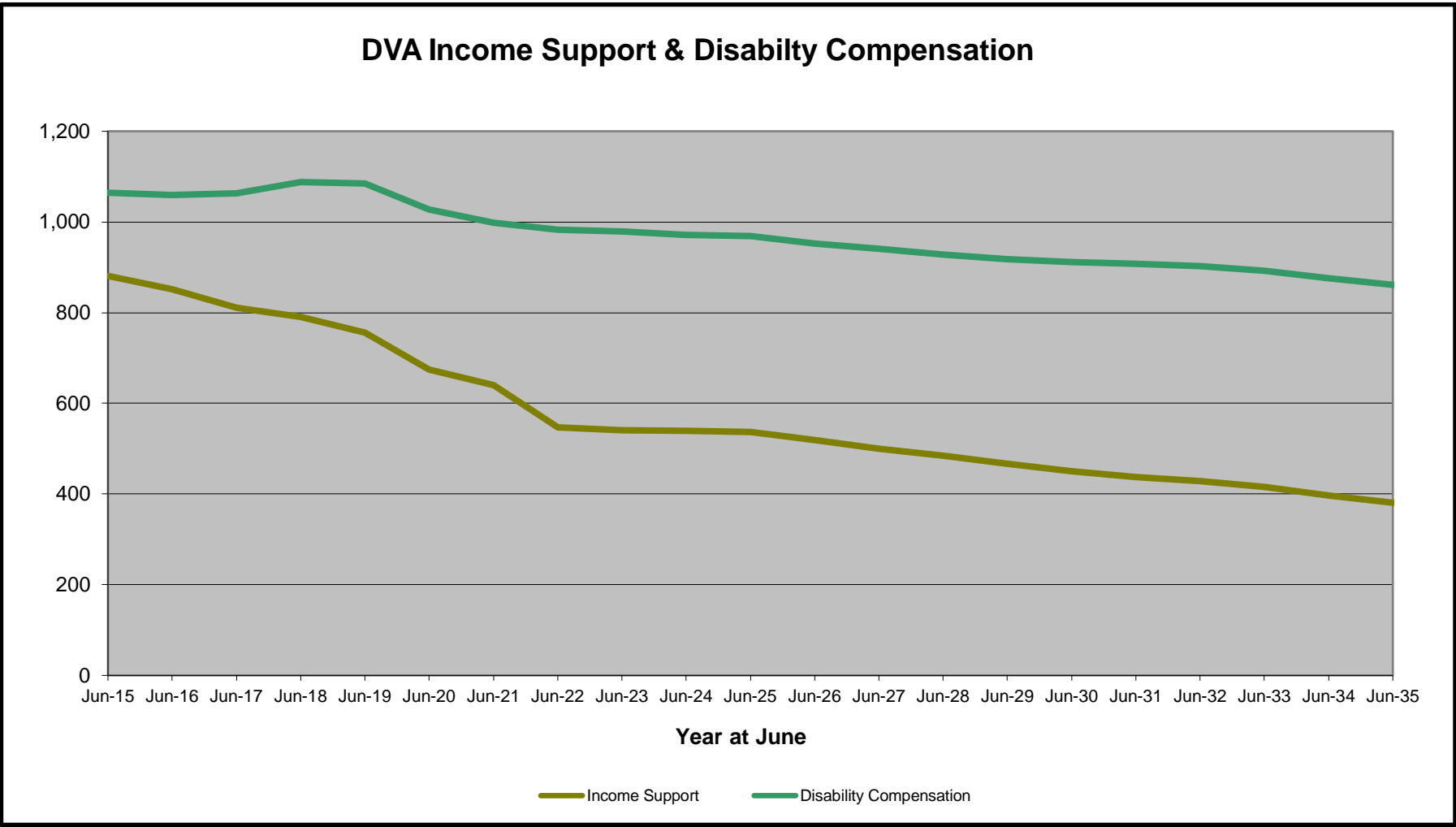


DVA PROJECTED BENEFICIARY NUMBERS WITH ACTUALS TO 30 JUNE 2025 - OVERSEAS

Executive Summary of DVA Beneficiaries in Receipt of Pension(s), Allowance(s) or Health Care

BENEFICIARY CATEGORY (Subsets of Net Total Beneficiaries on Previous Page)	ACTUAL DATA											FORECAST DATA										
	June 2015	June 2016	June 2017	June 2018	June 2019	June 2020	June 2021	June 2022	June 2023	June 2024	June 2025	June 2026	June 2027	June 2028	June 2029	June 2030	June 2031	June 2032	June 2033	June 2034	June 2035	
Health Treatment Card Holders :																						
Gold Cards	571	603	628	674	713	670	669	688	744	794	847	900	900	1,000	1,100	1,110	1,200	1,200	1,300	1,400	1,400	
White Cards	463	514	583	600	673	858	958	1,102	1,102	1,181	1,233	1,300	1,300	1,400	1,400	1,450	1,500	1,500	1,500	1,600	1,600	
Total Health Treatment Cards	1,034	1,117	1,211	1,274	1,386	1,528	1,627	1,790	1,846	1,975	2,080	2,200	2,300	2,400	2,500	2,560	2,700	2,800	2,800	2,900	3,000	
Repatriation Pharmaceutical Benefits Cards (Orange Cards)	37	33	28	22	18	9	4	3	2	1	1	0	0	0	0	0	0	0	0	0	0	
Other Income Support Categories:																						
Income Support Supplement	58	62	60	64	58	60	63	62	64	60	63	60	60	50	50	50	50	40	40	40	40	
Age Pensioners	4	8	11	9	12	11	9	14	13	14	17	20	20	30	30	30	30	30	30	40	40	
Commonwealth Seniors Health Cards (CSHC)	1	2	1	1	2	0	0	1	1	0	0	0	0	0	0	0	0	0	0	0	0	
Defence Force Income Support Supplement (DFISA) (a)	40	44	58	59	60	51	54	0	0	0	0	0	0	0	0	0	0	0	0	0	0	
Total Income Support Beneficiaries (b)	881	851	811	790	756	675	640	547	541	539	537	500	500	500	500	500	400	400	400	400	400	
Total Disability Compensation Beneficiaries (c)	1,064	1,059	1,063	1,088	1,085	1,028	998	983	979	971	969	1,000	900	900	900	900	900	900	900	900	900	

- (a) - DFISA was abolished on 1 January 2022, since the payment became redundant when DVA's Disability Compensation Payment and some other relevant DVA payments were exempted from means tests for social security income support.
- (b) - Includes veteran service pensions, dependant service pensions, income support supplement, age pensions, commonwealth seniors health cards and DFISA recipients.
- (c) - Includes disability, war widow, orphan and adequate means of support pensions.



Date of Most Recent Actual Data : 27 June 2025

Glossary

OTHER ABBREVIATIONS	DESCRIPTION
MRCA	Military Rehabilitation and Compensation Act
DRCA	Safety, Rehabilitation and Compensation (Defence - related Claims) Act
VEA	Veterans' Entitlement Act
VCES	Veterans' Child Education Scheme
MRCAETS	Military Rehabilitation and Compensation Act Education and Training Scheme
DCP*	Disability Compensation Payment
SPV	Service Pension Veterans
SPD	Service Pension Dependants
WW	War Widow(er)s
ISS	Income Support Supplement

* Starting on 1 January 2022, the Disability Pension has been renamed to the Disability Compensation Payment.
This was done to reflect the fact that the Disability Pension is not an income support pension but is instead a compensation payment.
* Please note that all of the forecast data in the above table has been rounded.
As such, summing up relevant beneficiary categories to obtain totals (e.g., Total Veterans or Total Dependants) may lead to results which differ slightly to the totals reported in the above table.