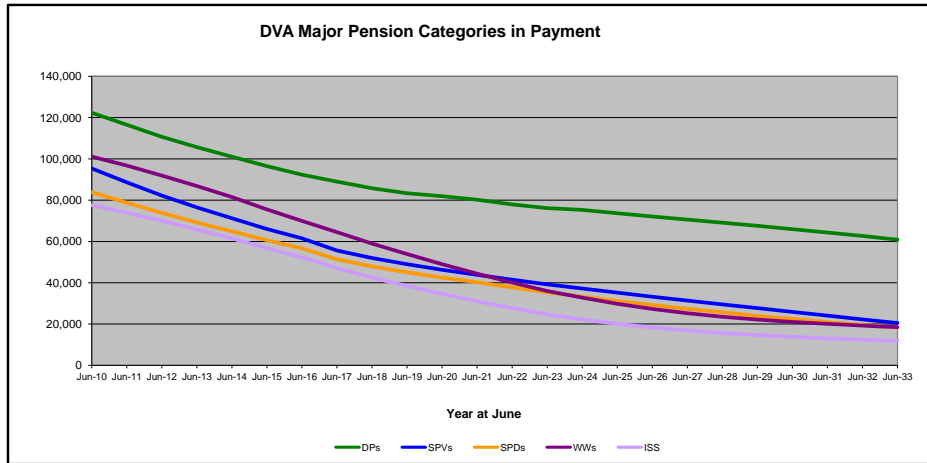
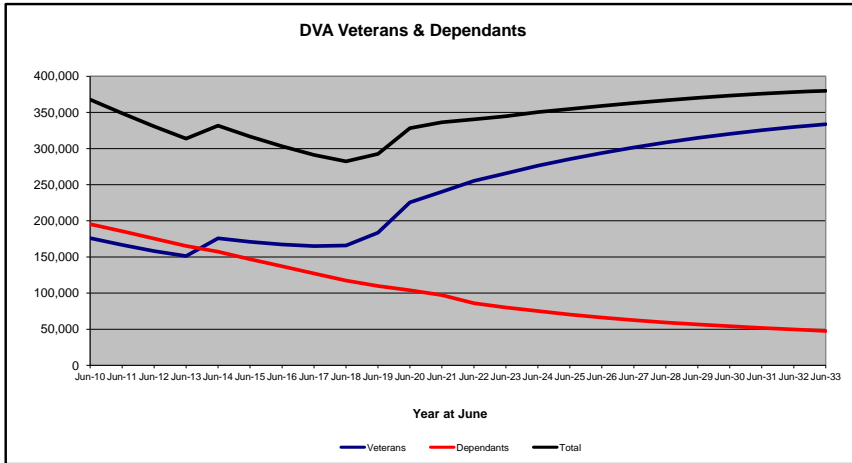


**DVA PROJECTED BENEFICIARY NUMBERS WITH ACTUALS TO 31 DEC 2023 - AUSTRALIA**

**Executive Summary of DVA Beneficiaries in Receipt of Pension(s), Allowance(s) or Health Care**

BENEFICIARY CATEGORY	ACTUAL DATA															FORECAST DATA										
	June 2010	June 2011	June 2012	June 2013	June 2014	June 2015	June 2016	June 2017	June 2018	June 2019	June 2020	June 2021	June 2022	June 2023	Dec 2023	June 2024	June 2025	June 2026	June 2027	June 2028	June 2029	June 2030	June 2031	June 2032	June 2033	
<b>Veterans :</b>																										
Disability Compensation Payment Recipients*	122,355	116,498	110,644	105,705	101,059	96,493	92,374	88,974	85,811	83,363	81,918	80,252	77,967	76,126	76,189	75,300	73,600	72,100	70,600	69,100	67,600	66,000	64,400	62,700	60,900	
Age Pension Veterans (Included Above)	3,006	2,771	2,562	2,405	2,244	2,151	2,097	2,026	1,940	2,058	2,096	2,148	2,335	2,473	2,479	2,500	2,600	2,700	2,900	3,000	3,100	3,300	3,400	3,500	3,600	
Service Pension Veterans	95,363	88,652	82,229	76,523	71,266	66,016	61,504	55,641	52,011	48,958	46,244	43,844	41,481	39,216	38,212	37,200	35,200	33,200	31,400	29,500	27,700	25,900	24,100	22,300	20,500	
Disability Compensation Payment Recipient & Service Pension Veteran Overlap*	62,077	58,300	54,638	51,371	48,307	45,206	42,542	38,738	36,604	34,688	32,988	31,454	29,904	28,355	27,627	26,900	25,400	24,000	22,500	21,100	19,700	18,200	16,800	15,300	13,900	
Treatment Cards, Allowances or Accepted Disabilities Only	20,353	19,803	19,974	20,383	51,867	53,713	55,968	59,194	64,606	86,032	130,372	147,589	165,842	178,732	184,692	190,600	202,100	212,500	222,100	231,000	239,200	246,800	253,800	260,200	266,200	
MRCA Veterans	n/a	n/a	n/a	n/a	16,732	19,561	22,337	25,596	29,612	36,875	43,169	48,985	53,672	60,621	66,463	69,600	76,000	82,400	88,700	95,000	101,200	107,300	113,400	119,400	125,300	
DRCA Veterans	n/a	n/a	n/a	n/a	50,223	50,757	51,388	52,019	52,588	54,242	56,341	57,679	59,342	61,155	62,581	63,200	64,700	66,100	67,500	68,900	70,100	71,200	72,200	73,000	73,500	
<b>Total Veterans</b>	<b>175,994</b>	<b>166,653</b>	<b>158,209</b>	<b>151,240</b>	<b>175,934</b>	<b>171,016</b>	<b>167,304</b>	<b>165,071</b>	<b>165,824</b>	<b>183,665</b>	<b>225,546</b>	<b>240,231</b>	<b>255,386</b>	<b>265,719</b>	<b>271,466</b>	<b>276,200</b>	<b>285,500</b>	<b>293,900</b>	<b>301,600</b>	<b>308,500</b>	<b>314,800</b>	<b>320,400</b>	<b>325,400</b>	<b>329,800</b>	<b>333,700</b>	
<b>Dependants :</b>																										
Service Pension Dependants	83,879	78,716	73,827	69,174	64,902	60,631	56,670	51,329	47,928	45,071	42,520	40,216	37,737	35,337	34,321	33,300	31,200	29,200	27,400	25,600	24,000	22,400	21,000	19,600	18,300	
War Widow(er)s	101,090	96,761	91,925	86,865	81,531	75,536	69,960	64,500	59,001	53,899	49,000	44,391	40,101	36,013	34,395	32,800	29,800	27,300	25,200	23,600	22,200	21,000	20,100	19,200	18,500	
Orphans	190	187	179	171	177	173	150	157	155	150	136	143	155	167	152	160	160	160	160	150	150	140	130	120	120	
Adequate Means of Support (AMS) **	449	431	419	408	398	382	367	355	331	320	304	290	274	254	249	250	240	240	230	230	220	220	210	200	200	
Age Pension Partners	2,161	2,008	1,850	1,716	1,545	1,470	1,408	1,324	1,257	1,248	1,285	1,284	1,312	1,344	1,322	1,300	1,300	1,300	1,300	1,300	1,300	1,200	1,200	1,200	1,200	
Commonwealth Seniors Health Cards (CSHC) Dependants	4,153	4,100	3,849	3,694	3,214	3,055	2,835	4,449	2,660	2,621	2,475	2,277	2,136	2,006	1,974	1,900	1,800	1,600	1,500	1,400	1,300	1,200	1,100	1,100	1,100	
Defence Force Income Support Supplement (DFISA) Dependants ***	7,282	6,974	6,567	6,228	5,879	5,811	5,711	5,460	5,404	5,540	5,476	5,515	0	0	0	0	0	0	0	0	0	0	0	0	0	
MRCA Dependants	n/a	n/a	n/a	n/a	158	177	188	219	252	294	336	385	433	483	547	600	600	700	700	800	800	900	900	1,000	1,000	
Other Dependants	411	425	530	590	2,607	2,513	2,526	2,477	2,671	2,860	4,375	4,716	4,922	5,380	5,635	5,700	6,100	6,300	6,600	6,900	7,100	7,300	7,400	7,500	7,400	
Total Overlap Between Dependant Categories	4,230	4,036	3,766	3,513	3,028	2,827	2,659	3,050	2,301	2,240	2,101	1,972	1,012	895	893	800	700	700	600	500	500	400	400	400	300	
<b>Total Dependants</b>	<b>195,385</b>	<b>185,566</b>	<b>175,380</b>	<b>165,333</b>	<b>157,383</b>	<b>146,921</b>	<b>137,156</b>	<b>127,220</b>	<b>117,358</b>	<b>109,760</b>	<b>103,806</b>	<b>97,245</b>	<b>86,058</b>	<b>80,089</b>	<b>77,702</b>	<b>75,100</b>	<b>70,400</b>	<b>66,200</b>	<b>62,600</b>	<b>59,400</b>	<b>56,600</b>	<b>54,100</b>	<b>51,800</b>	<b>49,600</b>	<b>47,500</b>	
<b>Total Veterans and Total Dependants Overlap</b>	<b>3,564</b>	<b>3,290</b>	<b>2,968</b>	<b>2,693</b>	<b>1,590</b>	<b>1,366</b>	<b>1,172</b>	<b>1,006</b>	<b>894</b>	<b>844</b>	<b>1,042</b>	<b>1,066</b>	<b>963</b>	<b>941</b>	<b>952</b>	<b>1,000</b>	<b>1,000</b>	<b>1,000</b>	<b>1,000</b>	<b>1,100</b>	<b>1,100</b>	<b>1,200</b>	<b>1,200</b>	<b>1,200</b>	<b>1,300</b>	
<b>Nett Total Clients ****</b>	<b>367,815</b>	<b>348,929</b>	<b>330,621</b>	<b>313,880</b>	<b>331,727</b>	<b>316,571</b>	<b>303,288</b>	<b>291,285</b>	<b>282,314</b>	<b>292,674</b>	<b>328,310</b>	<b>336,410</b>	<b>340,481</b>	<b>344,867</b>	<b>348,216</b>	<b>350,400</b>	<b>354,900</b>	<b>359,100</b>	<b>363,100</b>	<b>366,800</b>	<b>370,300</b>	<b>373,400</b>	<b>376,000</b>	<b>378,200</b>	<b>379,900</b>	

\* Starting on 1 January 2022, the Disability Pension has been renamed to the Disability Compensation Payment. This was done to reflect the fact that the Disability Pension is not an income support pension but is instead a compensation payment.  
 \*\* Adequate Means of Support Pensions (AMS) were granted prior to 6 June 1985. AMS is paid by DVA if the death of an ex-service man or woman is accepted to have been due to war service, and that person's death left a dependant or other near relative without adequate means of support.  
 \*\*\* DFISA was abolished on 1 January 2022, since the payment became redundant when DVA's Disability Compensation Payment and some other relevant DVA payments were exempted from means tests for social security income support.  
 \*\*\*\* From June 2014 this report contains a more complete count of total DVA clients. The previous count: Net Total Beneficiaries; included all persons receiving a VEA pension/allowance or holding a treatment or pharmaceutical entitlement card.  
 In contrast, the Nett Total Client count also includes any veteran with one or more service related disabilities accepted under the DRCA or the MRCA as well as dependent children of veterans currently receiving student payments under the VCES or MRCAETS



Date of Most Recent Actual Data : 29 December 2023

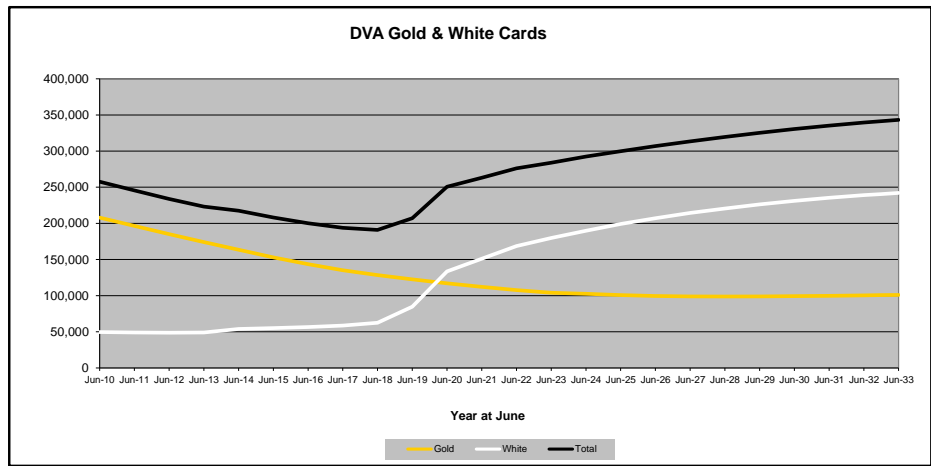
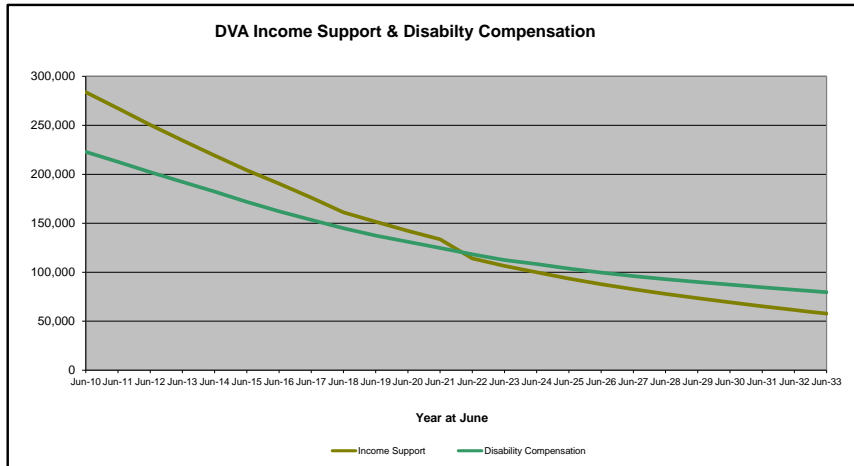
Continued next page

**DVA PROJECTED BENEFICIARY NUMBERS WITH ACTUALS TO 31 DEC 2023 - AUSTRALIA**

**Executive Summary of DVA Beneficiaries in Receipt of Pension(s), Allowance(s) or Health Care**

BENEFICIARY CATEGORY (Subsets of Net Total Beneficiaries on Previous Page)	ACTUAL DATA																FORECAST DATA									
	June 2010	June 2011	June 2012	June 2013	June 2014	June 2015	June 2016	June 2017	June 2018	June 2019	June 2020	June 2021	June 2022	June 2023	Dec 2023	June 2024	June 2025	June 2026	June 2027	June 2028	June 2029	June 2030	June 2031	June 2032	June 2033	
<b>Health Treatment Card Holders :</b>																										
Gold Cards	207,945	196,619	185,031	174,168	163,578	153,033	143,635	135,263	128,517	122,536	117,072	112,146	107,665	104,148	103,870	102,700	100,800	99,600	99,000	98,800	99,000	99,400	99,900	100,400	101,100	
White Cards	49,621	48,986	48,769	49,013	53,984	55,148	56,610	58,705	62,450	84,624	133,539	151,019	168,540	179,759	184,750	189,800	199,100	207,200	214,400	220,700	226,200	231,100	235,400	239,000	242,100	
<b>Total Health Treatment Cards</b>	<b>257,566</b>	<b>245,605</b>	<b>233,800</b>	<b>223,181</b>	<b>217,562</b>	<b>208,181</b>	<b>200,245</b>	<b>193,968</b>	<b>190,967</b>	<b>207,160</b>	<b>250,611</b>	<b>263,165</b>	<b>276,205</b>	<b>283,907</b>	<b>288,620</b>	<b>292,500</b>	<b>299,900</b>	<b>306,800</b>	<b>313,400</b>	<b>319,500</b>	<b>325,200</b>	<b>330,500</b>	<b>335,200</b>	<b>339,500</b>	<b>343,200</b>	
Repatriation Pharmaceutical Benefits Cards (Orange Cards)	10,614	9,293	7,996	6,817	5,744	4,709	3,799	3,024	2,315	1,774	1,330	981	659	444	377	300	200	100	100	50	30	10	10	0	0	
<b>Other Income Support Categories:</b>																										
Income Support Supplement	77,584	73,970	69,989	65,730	61,463	56,725	52,292	47,036	42,464	38,403	34,571	30,984	27,730	24,662	23,322	22,200	20,100	18,300	16,900	15,600	14,600	13,800	13,100	12,400	11,800	
Age Pensioners	5,167	4,779	4,412	4,121	3,833	3,658	3,538	3,380	3,225	3,338	3,379	3,427	3,638	3,803	3,790	3,800	3,900	4,000	4,100	4,300	4,400	4,500	4,600	4,700	4,800	
Commonwealth Seniors Health Cards (CSHC)	7,269	7,014	6,428	6,069	5,150	4,698	4,321	7,222	4,098	4,092	3,954	3,670	3,549	3,466	3,462	3,400	3,200	3,100	3,000	2,800	2,700	2,600	2,500	2,500	2,400	
Defence Force Income Support Supplement (DFISA) (a)	18,678	17,941	17,050	16,159	15,447	15,192	14,784	14,174	13,933	14,328	14,212	14,270	0	0	0	0	0	0	0	0	0	0	0	0	0	
<b>Total Income Support Beneficiaries (b)</b>	<b>283,823</b>	<b>267,297</b>	<b>250,472</b>	<b>234,603</b>	<b>219,153</b>	<b>204,180</b>	<b>190,423</b>	<b>176,232</b>	<b>161,184</b>	<b>151,543</b>	<b>142,222</b>	<b>133,682</b>	<b>114,135</b>	<b>106,484</b>	<b>103,107</b>	<b>99,900</b>	<b>93,600</b>	<b>87,900</b>	<b>82,700</b>	<b>77,900</b>	<b>73,400</b>	<b>69,200</b>	<b>65,300</b>	<b>61,500</b>	<b>57,800</b>	
<b>Total Disability Compensation Beneficiaries (c)</b>	<b>222,876</b>	<b>212,749</b>	<b>202,154</b>	<b>192,236</b>	<b>182,345</b>	<b>171,874</b>	<b>162,247</b>	<b>153,463</b>	<b>144,843</b>	<b>137,352</b>	<b>131,050</b>	<b>124,823</b>	<b>118,292</b>	<b>112,389</b>	<b>110,824</b>	<b>108,400</b>	<b>103,700</b>	<b>99,700</b>	<b>96,100</b>	<b>92,900</b>	<b>90,000</b>	<b>87,300</b>	<b>84,700</b>	<b>82,100</b>	<b>79,600</b>	

- (a) - DFISA was abolished on 1 January 2022, since the payment became redundant when DVA's Disability Compensation Payment and some other relevant DVA payments were exempted from means tests for social security income support.
- (b) - Includes veteran service pensions, dependant service pensions, income support supplement, age pensions, commonwealth seniors health cards and DFISA recipients.
- (c) - Includes disability, war widow, orphan and adequate means of support pensions.



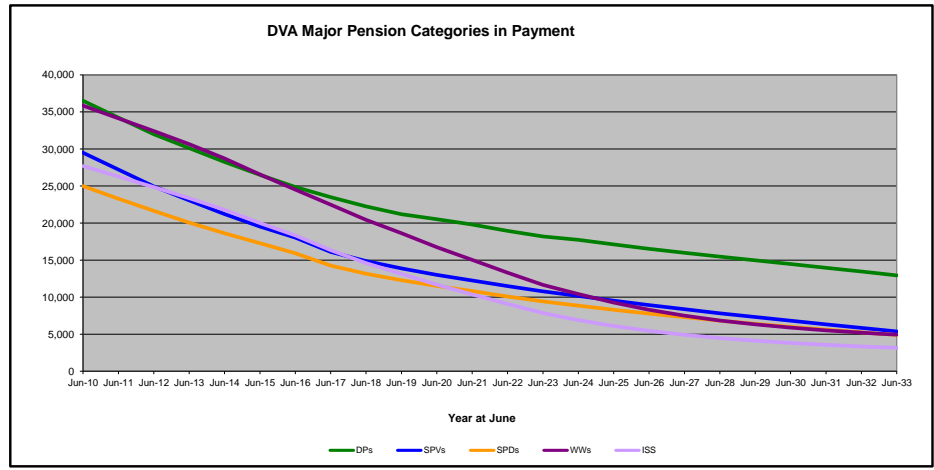
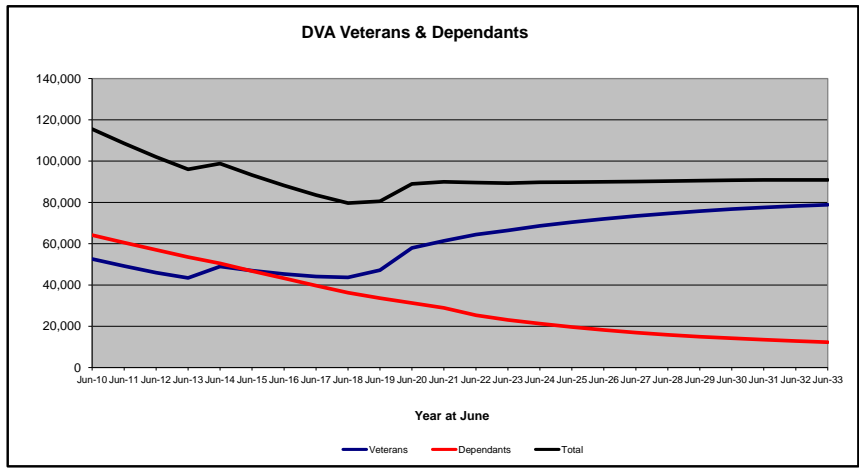
Date of Most Recent Actual Data : 29 December 2023

**DVA PROJECTED BENEFICIARY NUMBERS WITH ACTUALS TO 31 DEC 2023 - NEW SOUTH WALES**

**Executive Summary of DVA Beneficiaries in Receipt of Pension(s), Allowance(s) or Health Care**

BENEFICIARY CATEGORY	ACTUAL DATA																FORECAST DATA									
	June 2010	June 2011	June 2012	June 2013	June 2014	June 2015	June 2016	June 2017	June 2018	June 2019	June 2020	June 2021	June 2022	June 2023	Dec 2023	June 2024	June 2025	June 2026	June 2027	June 2028	June 2029	June 2030	June 2031	June 2032	June 2033	
<b>Veterans :</b>																										
Disability Compensation Payment Recipients*	36,510	34,235	31,988	30,119	28,257	26,502	24,873	23,504	22,243	21,198	20,509	19,805	18,944	18,182	18,066	17,700	17,100	16,500	16,000	15,500	15,000	14,500	14,000	13,500	12,900	
Age Pension Veterans (Included Above)	1,055	959	868	791	700	644	594	533	488	489	479	481	509	536	529	500	600	600	600	600	700	700	700	700	700	
Service Pension Veterans	29,497	27,210	24,954	23,067	21,211	19,527	18,026	16,100	14,877	13,876	13,001	12,258	11,497	10,778	10,486	10,200	9,500	8,900	8,400	7,800	7,300	6,800	6,300	5,900	5,400	
Disability Compensation Payment Recipient & Service Pension Veteran Overlap*	19,371	17,961	16,535	15,326	14,115	12,982	11,999	10,641	9,844	9,190	8,601	8,140	7,629	7,126	6,910	6,700	6,300	5,800	5,400	5,100	4,700	4,400	4,000	3,700	3,300	
Treatment Cards, Allowances or Accepted Disabilities Only	5,928	5,671	5,566	5,556	13,564	13,898	14,398	15,150	16,369	21,302	33,006	37,409	41,645	44,602	46,032	47,400	50,000	52,400	54,500	56,400	58,200	59,800	61,300	62,600	63,900	
MRCA Veterans	n/a	n/a	n/a	n/a	4,082	4,768	5,475	6,298	7,337	9,103	10,614	11,867	12,955	14,498	15,942	16,700	18,200	19,700	21,200	22,700	24,100	25,500	26,900	28,300	29,600	
DRCA Veterans	n/a	n/a	n/a	n/a	12,010	12,118	12,231	12,321	12,428	12,670	13,015	13,247	13,447	13,670	13,896	14,000	14,100	14,300	14,500	14,600	14,800	14,900	15,000	15,100	15,100	
<b>Total Veterans</b>	<b>52,564</b>	<b>49,155</b>	<b>45,973</b>	<b>43,416</b>	<b>48,939</b>	<b>46,945</b>	<b>45,298</b>	<b>44,113</b>	<b>43,645</b>	<b>47,186</b>	<b>57,915</b>	<b>61,332</b>	<b>64,457</b>	<b>66,436</b>	<b>67,674</b>	<b>68,600</b>	<b>70,400</b>	<b>72,000</b>	<b>73,400</b>	<b>74,700</b>	<b>75,800</b>	<b>76,700</b>	<b>77,600</b>	<b>78,300</b>	<b>78,900</b>	
<b>Dependants :</b>																										
Service Pension Dependants	24,994	23,287	21,640	20,055	18,637	17,269	15,929	14,247	13,153	12,280	11,507	10,818	10,076	9,417	9,138	8,900	8,300	7,800	7,300	6,800	6,400	6,000	5,600	5,200	4,900	
War Widow(er)s	35,855	34,128	32,431	30,652	28,723	26,569	24,507	22,489	20,437	18,621	16,747	15,021	13,296	11,654	11,042	10,400	9,300	8,300	7,500	6,800	6,300	5,900	5,500	5,200	4,900	
Orphans	53	47	47	47	44	52	45	51	49	46	43	46	50	49	46	50	40	40	40	40	40	30	30	30	30	
Adequate Means of Support (AMS) **	150	145	139	136	131	126	123	119	114	110	108	104	97	90	88	90	90	80	80	80	80	80	70	70	70	
Age Pension Partners	754	692	624	557	478	443	401	358	325	306	303	284	289	284	288	300	300	300	300	300	300	300	300	300	300	
Commonwealth Seniors Health Cards (CSHC) Dependants	1,206	1,183	1,136	1,108	988	926	859	1,379	795	789	774	717	654	593	585	600	500	500	400	400	400	400	300	300	300	
Defence Force Income Support Supplement (DFISA) Dependants ***	2,290	2,146	1,983	1,830	1,663	1,598	1,517	1,402	1,366	1,351	1,312	1,315	0	0	0	0	0	0	0	0	0	0	0	0	0	
MRCA Dependants	n/a	n/a	n/a	n/a	45	47	52	55	61	74	74	90	103	112	136	140	160	170	190	200	220	230	250	260	270	
Other Dependants	143	145	181	209	627	581	574	526	615	639	1,003	1,042	1,077	1,148	1,149	1,200	1,200	1,200	1,300	1,300	1,400	1,500	1,600	1,600		
Total Overlap Between Dependant Categories	1,290	1,232	1,145	1,060	919	857	773	931	652	625	591	541	317	274	274	300	200	200	200	100	100	100	100	100	100	
<b>Total Dependants</b>	<b>64,155</b>	<b>60,541</b>	<b>57,036</b>	<b>53,534</b>	<b>50,417</b>	<b>46,754</b>	<b>43,234</b>	<b>39,695</b>	<b>36,263</b>	<b>33,591</b>	<b>31,280</b>	<b>28,896</b>	<b>25,325</b>	<b>23,073</b>	<b>22,198</b>	<b>21,300</b>	<b>19,600</b>	<b>18,200</b>	<b>16,900</b>	<b>15,900</b>	<b>15,000</b>	<b>14,200</b>	<b>13,500</b>	<b>12,900</b>	<b>12,300</b>	
<b>Total Veterans and Total Dependants Overlap</b>	<b>1,203</b>	<b>1,089</b>	<b>1,018</b>	<b>914</b>	<b>522</b>	<b>429</b>	<b>360</b>	<b>297</b>	<b>249</b>	<b>218</b>	<b>245</b>	<b>234</b>	<b>208</b>	<b>199</b>	<b>192</b>	<b>200</b>	<b>200</b>	<b>200</b>	<b>200</b>	<b>200</b>	<b>200</b>	<b>200</b>	<b>200</b>	<b>200</b>	<b>200</b>	
<b>Nett Total Clients ****</b>	<b>115,516</b>	<b>108,607</b>	<b>101,991</b>	<b>96,036</b>	<b>98,834</b>	<b>93,270</b>	<b>88,172</b>	<b>83,511</b>	<b>79,666</b>	<b>80,577</b>	<b>88,950</b>	<b>89,994</b>	<b>89,574</b>	<b>89,310</b>	<b>89,680</b>	<b>89,700</b>	<b>89,800</b>	<b>90,000</b>	<b>90,100</b>	<b>90,300</b>	<b>90,500</b>	<b>90,700</b>	<b>90,900</b>	<b>90,900</b>	<b>90,900</b>	

\* Starting on 1 January 2022, the Disability Pension has been renamed to the Disability Compensation Payment. This was done to reflect the fact that the Disability Pension is not an income support pension but is instead a compensation payment.  
 \*\* Adequate Means of Support Pensions (AMS) were granted prior to 6 June 1985. AMS is paid by DVA if the death of an ex-service man or woman is accepted to have been due to war service, and that person's death left a dependant or other near relative without adequate means of support.  
 \*\*\* DFISA was abolished on 1 January 2022, since the payment became redundant when DVA's Disability Compensation Payment and some other relevant DVA payments were exempted from means tests for social security income support.  
 \*\*\*\* From June 2014 this report contains a more complete count of total DVA clients. The previous count: Net Total Beneficiaries; included all persons receiving a VEA pension/allowance or holding a treatment or pharmaceutical entitlement card.  
 In contrast, the Nett Total Client count also includes any veteran with one or more service related disabilities accepted under the DRCA or the MRCA as well as dependent children of veterans currently receiving student payments under the VCES or MRCAETS



Date of Most Recent Actual Data : 29 December 2023

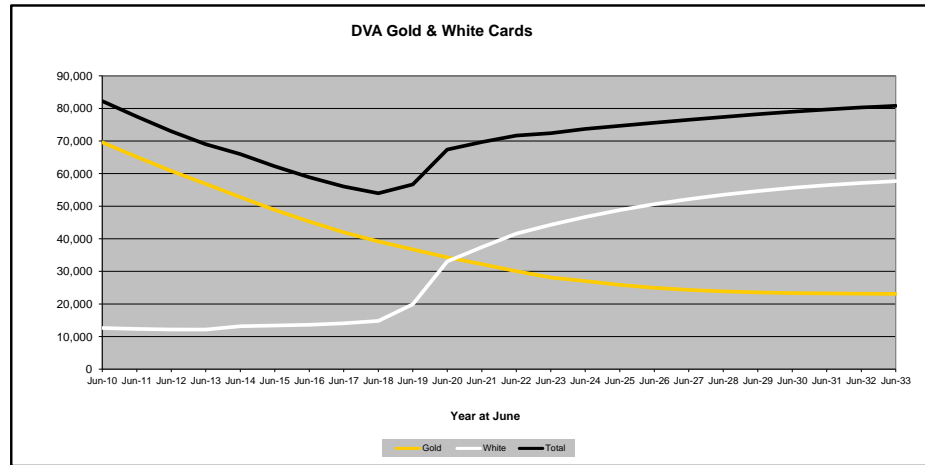
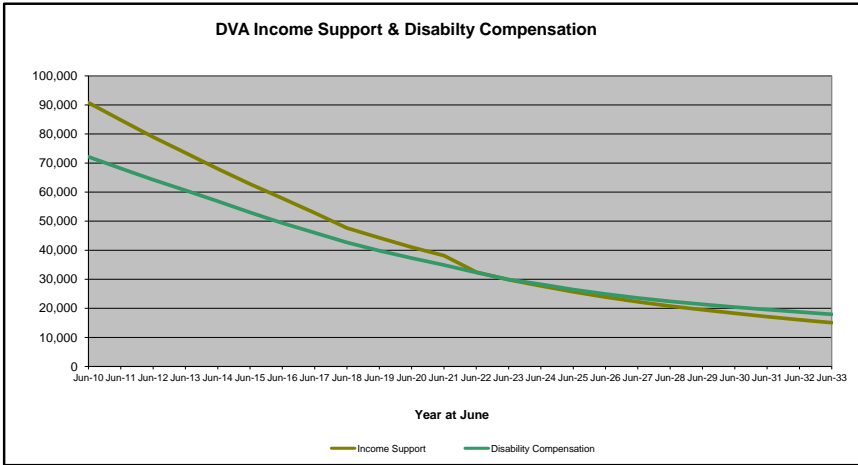
Continued next page

**DVA PROJECTED BENEFICIARY NUMBERS WITH ACTUALS TO 31 DEC 2023 - NEW SOUTH WALES**

**Executive Summary of DVA Beneficiaries in Receipt of Pension(s), Allowance(s) or Health Care**

BENEFICIARY CATEGORY (Subsets of Net Total Beneficiaries on Previous Page)	ACTUAL DATA																FORECAST DATA									
	June 2010	June 2011	June 2012	June 2013	June 2014	June 2015	June 2016	June 2017	June 2018	June 2019	June 2020	June 2021	June 2022	June 2023	Dec 2023	June 2024	June 2025	June 2026	June 2027	June 2028	June 2029	June 2030	June 2031	June 2032	June 2033	
<b>Health Treatment Card Holders :</b>																										
Gold Cards	69,607	65,139	60,825	56,862	52,789	48,856	45,271	42,007	39,190	36,760	34,335	32,243	30,078	28,113	27,659	27,000	25,900	25,000	24,300	23,900	23,600	23,400	23,200	23,100	23,100	
White Cards	12,643	12,346	12,154	12,152	13,184	13,376	13,624	14,057	14,783	19,904	33,035	37,449	41,598	44,307	45,529	46,700	48,800	50,600	52,200	53,500	54,700	55,600	56,500	57,100	57,700	
<b>Total Health Treatment Cards</b>	<b>82,250</b>	<b>77,485</b>	<b>72,979</b>	<b>69,014</b>	<b>65,973</b>	<b>62,232</b>	<b>58,895</b>	<b>56,064</b>	<b>53,973</b>	<b>56,664</b>	<b>67,370</b>	<b>69,692</b>	<b>71,676</b>	<b>72,420</b>	<b>73,188</b>	<b>73,700</b>	<b>74,700</b>	<b>75,600</b>	<b>76,500</b>	<b>77,400</b>	<b>78,200</b>	<b>79,000</b>	<b>79,700</b>	<b>80,300</b>	<b>80,800</b>	
Repatriation Pharmaceutical Benefits Cards (Orange Cards)	3,072	2,668	2,299	1,977	1,650	1,353	1,102	895	689	545	417	298	200	131	111	90	60	40	20	10	10	0	0	0	0	
<b>Other Income Support Categories:</b>																										
Income Support Supplement	27,697	26,278	24,847	23,354	21,781	20,004	18,325	16,347	14,597	13,135	11,682	10,364	9,085	7,855	7,336	6,900	6,100	5,500	4,900	4,500	4,100	3,800	3,600	3,300	3,200	
Age Pensioners	1,809	1,651	1,492	1,348	1,189	1,096	1,003	899	820	805	783	763	795	817	815	800	800	900	900	900	900	1,000	1,000	1,000	1,000	
Commonwealth Seniors Health Cards (CSHC)	2,136	2,037	1,884	1,794	1,552	1,382	1,263	2,161	1,197	1,210	1,191	1,102	1,044	991	990	1,000	900	900	800	800	700	700	700	600	600	
Defence Force Income Support Supplement (DFISA) (a)	6,089	5,691	5,300	4,926	4,534	4,338	4,055	3,789	3,619	3,592	3,487	3,462	0	0	0	0	0	0	0	0	0	0	0	0	0	
<b>Total Income Support Beneficiaries (b)</b>	<b>90,761</b>	<b>84,838</b>	<b>78,944</b>	<b>73,521</b>	<b>68,008</b>	<b>62,801</b>	<b>57,867</b>	<b>52,879</b>	<b>47,644</b>	<b>44,278</b>	<b>41,055</b>	<b>38,173</b>	<b>32,497</b>	<b>29,858</b>	<b>28,765</b>	<b>27,700</b>	<b>25,700</b>	<b>23,900</b>	<b>22,300</b>	<b>20,800</b>	<b>19,500</b>	<b>18,300</b>	<b>17,100</b>	<b>16,100</b>	<b>15,100</b>	
<b>Total Disability Compensation Beneficiaries (c)</b>	<b>72,155</b>	<b>68,170</b>	<b>64,251</b>	<b>60,634</b>	<b>56,872</b>	<b>53,011</b>	<b>49,349</b>	<b>45,997</b>	<b>42,696</b>	<b>39,853</b>	<b>37,313</b>	<b>34,901</b>	<b>32,331</b>	<b>29,929</b>	<b>29,202</b>	<b>28,300</b>	<b>26,500</b>	<b>24,900</b>	<b>23,600</b>	<b>22,400</b>	<b>21,400</b>	<b>20,400</b>	<b>19,600</b>	<b>18,700</b>	<b>17,900</b>	

- (a) - DFISA was abolished on 1 January 2022, since the payment became redundant when DVA's Disability Compensation Payment and some other relevant DVA payments were exempted from means tests for social security income support.
- (b) - Includes veteran service pensions, dependant service pensions, income support supplement, age pensions, commonwealth seniors health cards and DFISA recipients.
- (c) - Includes disability, war widow, orphan and adequate means of support pensions.



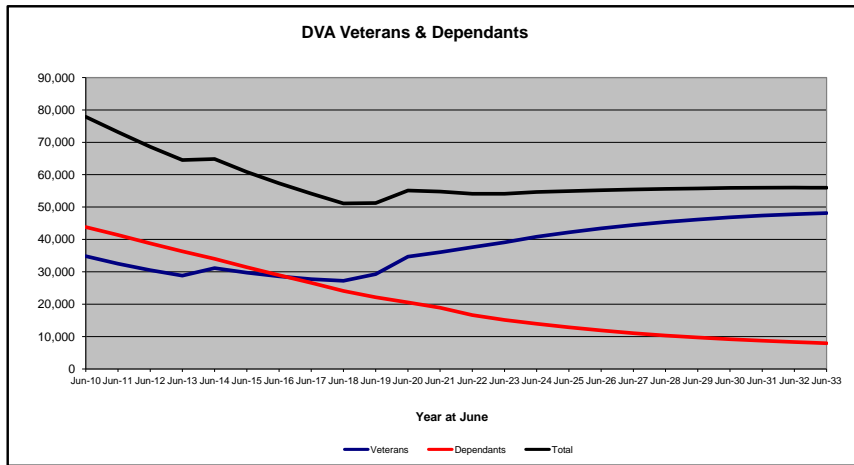
Date of Most Recent Actual Data : 29 December 2023

**DVA PROJECTED BENEFICIARY NUMBERS WITH ACTUALS TO 31 DEC 2023 - VICTORIA**

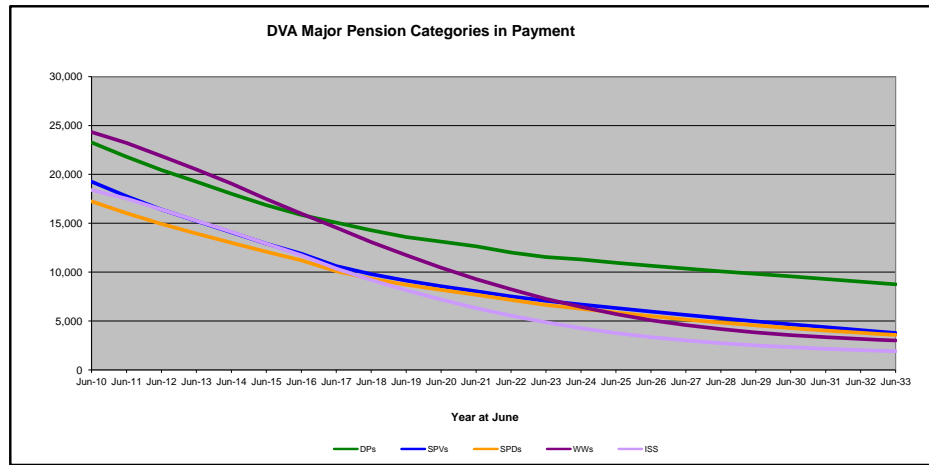
**Executive Summary of DVA Beneficiaries in Receipt of Pension(s), Allowance(s) or Health Care**

BENEFICIARY CATEGORY	ACTUAL DATA																FORECAST DATA									
	June 2010	June 2011	June 2012	June 2013	June 2014	June 2015	June 2016	June 2017	June 2018	June 2019	June 2020	June 2021	June 2022	June 2023	Dec 2023	June 2024	June 2025	June 2026	June 2027	June 2028	June 2029	June 2030	June 2031	June 2032	June 2033	
<b>Veterans :</b>																										
Disability Compensation Payment Recipients*	23,288	21,801	20,439	19,253	18,020	16,859	15,856	15,070	14,285	13,589	13,119	12,637	12,007	11,540	11,473	11,300	11,000	10,600	10,400	10,100	9,800	9,600	9,300	9,000	8,800	
Age Pension Veterans (Included Above)	698	633	574	514	465	430	388	346	317	306	298	284	285	290	295	300	300	300	400	400	400	400	400	400	500	
Service Pension Veterans	19,257	17,756	16,407	15,227	14,070	12,914	11,882	10,620	9,794	9,133	8,557	8,044	7,516	7,071	6,873	6,700	6,300	6,000	5,600	5,300	5,000	4,700	4,400	4,100	3,800	
Disability Compensation Payment Recipient & Service Pension Veteran Overlap*	12,149	11,253	10,441	9,714	9,005	8,280	7,628	6,810	6,315	5,858	5,493	5,162	4,814	4,527	4,404	4,300	4,000	3,800	3,600	3,300	3,100	2,900	2,700	2,500	2,300	
Treatment Cards, Allowances or Accepted Disabilities Only	4,468	4,222	4,093	4,059	4,053	4,233	4,485	4,880	9,461	12,423	18,518	20,555	22,903	25,012	26,150	27,100	29,000	30,600	32,000	33,300	34,500	35,500	36,400	37,200	37,900	
MRCA Veterans	n/a	n/a	n/a	n/a	2,098	2,475	2,875	3,304	3,832	4,638	5,205	5,689	6,073	6,722	7,256	7,600	8,200	8,800	9,400	10,100	10,700	11,400	12,000	12,600	13,300	
DRCA Veterans	n/a	n/a	n/a	n/a	7,191	7,262	7,371	7,502	7,628	7,872	8,142	8,229	8,357	8,500	8,654	8,700	8,900	9,100	9,300	9,500	9,800	9,900	10,100	10,200	10,300	
<b>Total Veterans</b>	<b>34,844</b>	<b>32,526</b>	<b>30,498</b>	<b>28,825</b>	<b>31,151</b>	<b>29,726</b>	<b>28,595</b>	<b>27,760</b>	<b>27,225</b>	<b>29,287</b>	<b>34,701</b>	<b>36,074</b>	<b>37,612</b>	<b>39,096</b>	<b>40,092</b>	<b>40,800</b>	<b>42,200</b>	<b>43,400</b>	<b>44,500</b>	<b>45,400</b>	<b>46,100</b>	<b>46,800</b>	<b>47,400</b>	<b>47,800</b>	<b>48,100</b>	
<b>Dependants :</b>																										
Service Pension Dependents	17,239	16,028	14,928	13,956	12,997	12,085	11,216	10,101	9,325	8,705	8,191	7,685	7,158	6,647	6,441	6,300	5,900	5,500	5,200	4,800	4,600	4,300	4,000	3,800	3,600	
War Widow(er)s	24,328	23,214	21,877	20,511	19,061	17,478	15,982	14,562	13,085	11,745	10,463	9,277	8,242	7,264	6,850	6,500	5,700	5,100	4,600	4,200	3,800	3,600	3,300	3,200	3,000	
Orphans	32	30	34	27	30	26	22	17	18	14	11	8	9	12	11	10	10	10	10	10	10	10	10	10	10	
Adequate Means of Support (AMS) **	105	101	100	97	97	88	81	80	72	70	65	62	59	56	54	50	50	50	50	50	50	50	50	40	40	
Age Pension Partners	505	469	422	390	337	301	285	260	226	208	205	198	186	182	180	200	200	200	200	200	200	200	200	200	200	
Commonwealth Seniors Health Cards (CSHC) Dependents	940	915	847	803	684	638	598	961	550	546	513	463	434	403	397	400	400	300	300	300	300	300	200	200	200	
Defence Force Income Support Supplement (DFISA) Dependents ***	1,582	1,478	1,323	1,207	1,065	1,005	952	881	826	798	776	761	0	0	0	0	0	0	0	0	0	0	0	0	0	
MRCA Dependents	n/a	n/a	n/a	n/a	20	20	19	21	24	31	42	46	49	46	51	50	60	70	70	80	80	80	80	90	90	
Other Dependents	68	67	79	87	363	346	354	339	375	392	659	712	675	695	717	700	800	800	800	800	800	900	900	900	900	
Total Overlap Between Dependent Categories	979	913	827	766	630	572	530	639	414	386	351	314	182	158	155	100	100	100	100	100	100	100	0	0	0	
<b>Total Dependents</b>	<b>43,820</b>	<b>41,389</b>	<b>38,783</b>	<b>36,312</b>	<b>34,024</b>	<b>31,415</b>	<b>28,979</b>	<b>26,583</b>	<b>24,087</b>	<b>22,123</b>	<b>20,574</b>	<b>18,898</b>	<b>16,630</b>	<b>15,147</b>	<b>14,546</b>	<b>14,000</b>	<b>12,900</b>	<b>11,900</b>	<b>11,100</b>	<b>10,300</b>	<b>9,700</b>	<b>9,200</b>	<b>8,700</b>	<b>8,300</b>	<b>7,900</b>	
<b>Total Veterans and Total Dependents Overlap</b>	<b>799</b>	<b>747</b>	<b>651</b>	<b>599</b>	<b>333</b>	<b>291</b>	<b>252</b>	<b>209</b>	<b>184</b>	<b>155</b>	<b>166</b>	<b>158</b>	<b>128</b>	<b>111</b>	<b>117</b>	<b>100</b>	<b>100</b>	<b>100</b>	<b>100</b>	<b>100</b>	<b>100</b>	<b>100</b>	<b>100</b>	<b>100</b>	<b>100</b>	
<b>Nett Total Clients ****</b>	<b>77,865</b>	<b>73,168</b>	<b>68,630</b>	<b>64,538</b>	<b>64,842</b>	<b>60,850</b>	<b>57,322</b>	<b>54,134</b>	<b>51,129</b>	<b>51,267</b>	<b>55,109</b>	<b>54,814</b>	<b>54,114</b>	<b>54,132</b>	<b>54,521</b>	<b>54,700</b>	<b>55,000</b>	<b>55,200</b>	<b>55,400</b>	<b>55,600</b>	<b>55,800</b>	<b>55,900</b>	<b>56,000</b>	<b>56,000</b>	<b>56,000</b>	

\* Starting on 1 January 2022, the Disability Pension has been renamed to the Disability Compensation Payment. This was done to reflect the fact that the Disability Pension is not an income support pension but is instead a compensation payment.  
 \*\* Adequate Means of Support Pensions (AMS) were granted prior to 6 June 1985. AMS is paid by DVA if the death of an ex-service man or woman is accepted to have been due to war service, and that person's death left a dependent or other near relative without adequate means of support.  
 \*\*\* DFISA was abolished on 1 January 2022, since the payment became redundant when DVA's Disability Compensation Payment and some other relevant DVA payments were exempted from means tests for social security income support.  
 \*\*\*\* From June 2014 this report contains a more complete count of total DVA clients. The previous count; Net Total Beneficiaries; included all persons receiving a VEA pension/allowance or holding a treatment or pharmaceutical entitlement card.  
 In contrast, the Nett Total Client count also includes any veteran with one or more service related disabilities accepted under the DRCA or the MRCA as well as dependent children of veterans currently receiving student payments under the VCES or MRCAETS



Date of Most Recent Actual Data : 29 December 2023



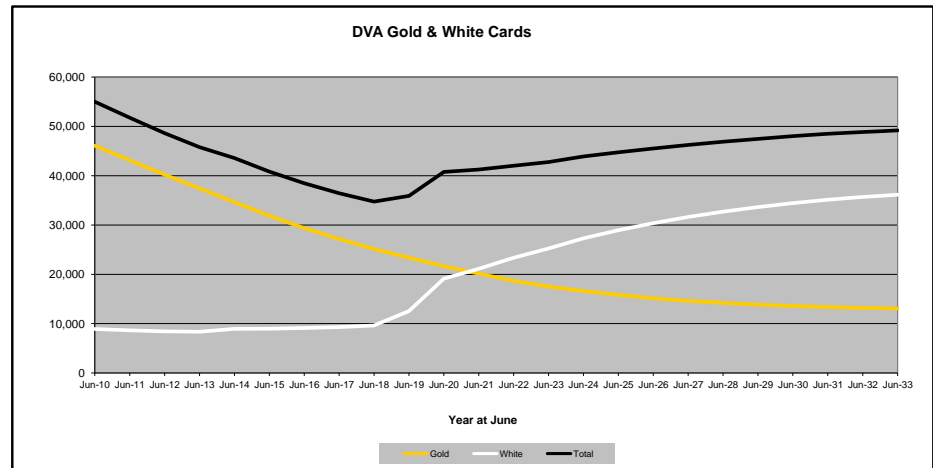
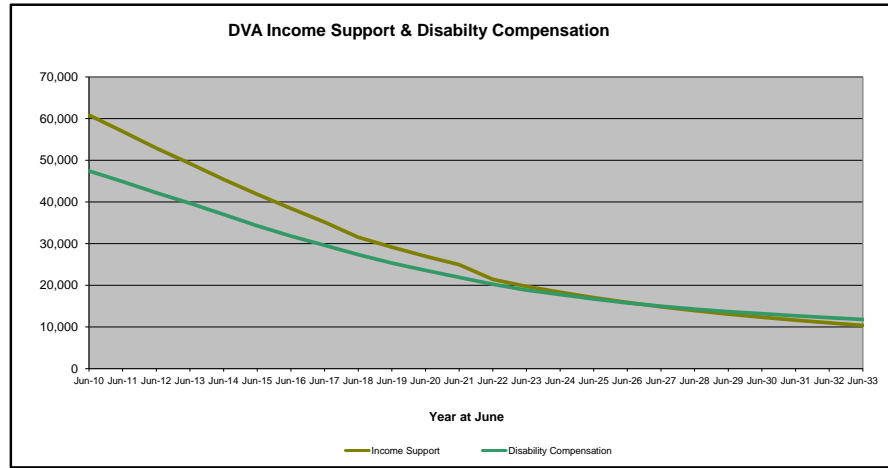
Continued next page

**DVA PROJECTED BENEFICIARY NUMBERS WITH ACTUALS TO 31 DEC 2023 - VICTORIA**

**Executive Summary of DVA Beneficiaries in Receipt of Pension(s), Allowance(s) or Health Care**

BENEFICIARY CATEGORY (Subsets of Net Total Beneficiaries on Previous Page)	ACTUAL DATA																FORECAST DATA									
	June 2010	June 2011	June 2012	June 2013	June 2014	June 2015	June 2016	June 2017	June 2018	June 2019	June 2020	June 2021	June 2022	June 2023	Dec 2023	June 2024	June 2025	June 2026	June 2027	June 2028	June 2029	June 2030	June 2031	June 2032	June 2033	
<b>Health Treatment Card Holders :</b>																										
Gold Cards	46,076	43,109	40,198	37,427	34,630	31,878	29,346	27,155	25,116	23,348	21,662	20,126	18,684	17,507	17,061	16,600	15,800	15,100	14,600	14,200	13,800	13,600	13,400	13,200	13,000	
White Cards	8,915	8,631	8,425	8,356	8,944	8,957	9,109	9,289	9,624	12,555	19,112	21,127	23,345	25,246	26,382	27,300	29,000	30,400	31,600	32,700	33,600	34,400	35,100	35,700	36,100	
<b>Total Health Treatment Cards</b>	<b>54,991</b>	<b>51,740</b>	<b>48,623</b>	<b>45,783</b>	<b>43,574</b>	<b>40,835</b>	<b>38,455</b>	<b>36,444</b>	<b>34,740</b>	<b>35,903</b>	<b>40,774</b>	<b>41,253</b>	<b>42,029</b>	<b>42,753</b>	<b>43,443</b>	<b>43,900</b>	<b>44,700</b>	<b>45,500</b>	<b>46,200</b>	<b>46,900</b>	<b>47,500</b>	<b>48,000</b>	<b>48,500</b>	<b>48,900</b>	<b>49,200</b>	
Repatriation Pharmaceutical Benefits Cards (Orange Cards)	2,362	2,065	1,767	1,501	1,264	1,044	842	665	512	397	297	217	149	110	90	80	50	30	20	10	10	0	0	0	0	
<b>Other Income Support Categories:</b>																										
Income Support Supplement	18,401	17,516	16,413	15,270	14,115	12,919	11,721	10,367	9,186	8,160	7,198	6,321	5,552	4,872	4,541	4,300	3,800	3,400	3,000	2,700	2,500	2,300	2,200	2,000	1,900	
Age Pensioners	1,203	1,102	996	904	811	738	679	611	548	520	504	483	471	470	472	500	500	500	500	500	500	600	600	600	600	
Commonwealth Seniors Health Cards (CSHC)	1,624	1,556	1,402	1,315	1,091	996	922	1,554	857	852	818	746	719	682	673	700	600	600	600	500	500	500	500	500	500	
Defence Force Income Support Supplement (DFISA) (a)	4,092	3,863	3,545	3,242	2,927	2,748	2,549	2,337	2,205	2,157	2,067	2,003	0	0	0	0	0	0	0	0	0	0	0	0	0	
<b>Total Income Support Beneficiaries (b)</b>	<b>60,844</b>	<b>56,943</b>	<b>52,905</b>	<b>49,218</b>	<b>45,402</b>	<b>41,855</b>	<b>38,466</b>	<b>35,150</b>	<b>31,518</b>	<b>29,145</b>	<b>26,972</b>	<b>24,944</b>	<b>21,416</b>	<b>19,742</b>	<b>19,000</b>	<b>18,300</b>	<b>17,100</b>	<b>15,900</b>	<b>14,900</b>	<b>13,900</b>	<b>13,100</b>	<b>12,300</b>	<b>11,600</b>	<b>11,000</b>	<b>10,400</b>	
<b>Total Disability Compensation Beneficiaries (c)</b>	<b>47,447</b>	<b>44,880</b>	<b>42,216</b>	<b>39,680</b>	<b>37,014</b>	<b>34,283</b>	<b>31,794</b>	<b>29,605</b>	<b>27,352</b>	<b>25,333</b>	<b>23,594</b>	<b>21,928</b>	<b>20,272</b>	<b>18,838</b>	<b>18,354</b>	<b>17,800</b>	<b>16,700</b>	<b>15,800</b>	<b>15,000</b>	<b>14,300</b>	<b>13,700</b>	<b>13,200</b>	<b>12,700</b>	<b>12,200</b>	<b>11,800</b>	

- (a) - DFISA was abolished on 1 January 2022, since the payment became redundant when DVA's Disability Compensation Payment and some other relevant DVA payments were exempted from means tests for social security income support.
- (b) - Includes veteran service pensions, dependant service pensions, income support supplement, age pensions, commonwealth seniors health cards and DFISA recipients.
- (c) - Includes disability, war widow, orphan and adequate means of support pensions.



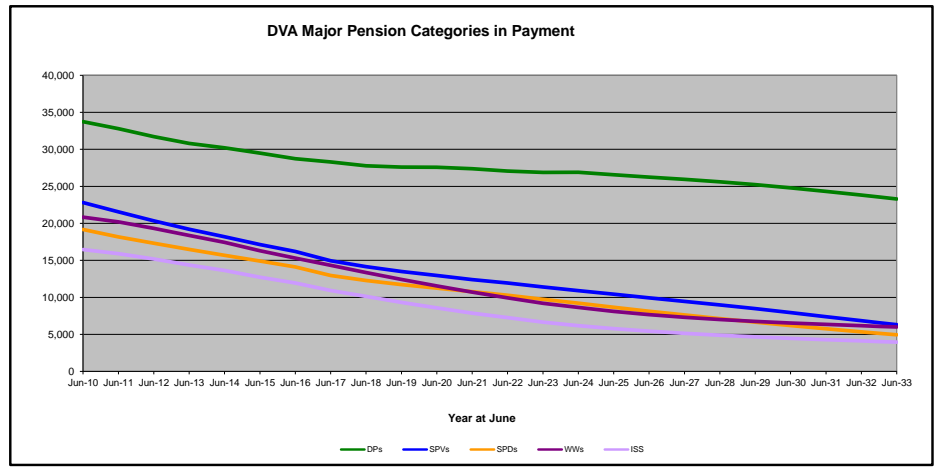
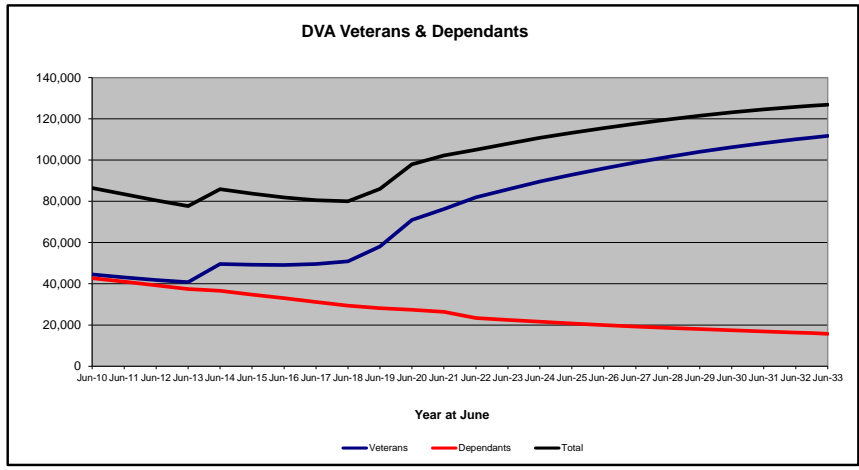
Date of Most Recent Actual Data : 29 December 2023

# DVA PROJECTED BENEFICIARY NUMBERS WITH ACTUALS TO 31 DEC 2023 - QUEENSLAND

## Executive Summary of DVA Beneficiaries in Receipt of Pension(s), Allowance(s) or Health Care

BENEFICIARY CATEGORY	ACTUAL DATA																FORECAST DATA									
	June 2010	June 2011	June 2012	June 2013	June 2014	June 2015	June 2016	June 2017	June 2018	June 2019	June 2020	June 2021	June 2022	June 2023	Dec 2023	June 2024	June 2025	June 2026	June 2027	June 2028	June 2029	June 2030	June 2031	June 2032	June 2033	
<b>Veterans :</b>																										
Disability Compensation Payment Recipients*	33,738	32,795	31,724	30,810	30,195	29,484	28,734	28,300	27,777	27,595	27,571	27,376	27,054	26,880	27,054	26,900	26,600	26,200	25,900	25,600	25,200	24,800	24,300	23,800	23,300	
Age Pension Veterans (Included Above)	675	643	625	621	622	641	678	692	695	813	857	907	1,014	1,088	1,094	1,100	1,200	1,200	1,300	1,300	1,400	1,400	1,500	1,500		
Service Pension Veterans	22,809	21,542	20,345	19,201	18,186	17,142	16,196	14,945	14,149	13,504	12,951	12,399	11,941	11,407	11,146	10,900	10,400	9,900	9,500	9,000	8,500	7,900	7,400	6,800	6,300	
Disability Compensation Payment Recipient & Service Pension Veteran Overlap*	16,496	15,773	15,074	14,438	13,905	13,311	12,741	11,896	11,413	10,990	10,636	10,211	9,870	9,455	9,230	9,000	8,600	8,200	7,700	7,200	6,800	6,300	5,700	5,200	4,700	
Treatment Cards, Allowances or Accepted Disabilities Only	4,451	4,510	4,822	5,208	15,126	15,938	16,902	18,230	20,373	27,964	41,034	46,686	52,817	56,964	58,904	60,800	64,500	67,900	71,200	74,200	77,100	79,800	82,300	84,600	86,800	
MRCA Veterans	n/a	n/a	n/a	n/a	6,006	7,073	8,015	9,308	10,769	13,589	16,016	18,476	20,438	23,142	25,290	26,500	28,800	31,200	33,600	35,900	38,300	40,600	42,900	45,200	47,400	
DRCA Veterans	n/a	n/a	n/a	n/a	16,342	16,506	16,752	17,107	17,377	18,169	19,109	19,751	20,623	21,699	22,409	22,700	23,400	24,100	24,800	25,500	26,100	26,600	27,100	27,500	27,800	
<b>Total Veterans</b>	<b>44,502</b>	<b>43,074</b>	<b>41,817</b>	<b>40,781</b>	<b>49,609</b>	<b>49,253</b>	<b>49,091</b>	<b>49,579</b>	<b>50,886</b>	<b>58,073</b>	<b>70,920</b>	<b>76,250</b>	<b>81,942</b>	<b>85,796</b>	<b>87,874</b>	<b>89,600</b>	<b>92,900</b>	<b>96,000</b>	<b>98,900</b>	<b>101,500</b>	<b>104,000</b>	<b>106,200</b>	<b>108,200</b>	<b>110,100</b>	<b>111,700</b>	
<b>Dependants :</b>																										
Service Pension Dependents	19,172	18,176	17,310	16,482	15,684	14,900	14,105	12,957	12,282	11,715	11,244	10,768	10,293	9,733	9,488	9,200	8,700	8,100	7,600	7,100	6,700	6,200	5,800	5,300	4,900	
War Widow(er)s	20,836	20,189	19,329	18,377	17,442	16,304	15,314	14,325	13,364	12,424	11,552	10,711	9,930	9,199	8,905	8,600	8,100	7,700	7,300	7,000	6,800	6,500	6,400	6,200	6,000	
Orphans	58	65	61	60	62	59	49	43	44	43	40	44	47	53	48	50	60	60	60	60	60	60	60	60	50	
Adequate Means of Support (AMS) **	83	80	77	74	72	72	69	66	61	59	57	52	48	44	44	40	40	40	40	40	40	40	40	40	40	
Age Pension Partners	440	403	383	378	357	369	365	361	372	410	456	477	505	537	525	500	500	500	500	500	500	500	500	500	500	
Commonwealth Seniors Health Cards (CSHC) Dependents	697	705	655	646	568	564	515	936	515	528	494	450	436	425	414	400	400	400	300	300	300	300	300	200	200	
Defence Force Income Support Supplement (DFISA) Dependents ***	2,037	1,986	1,931	1,921	1,941	2,007	2,062	2,052	2,099	2,246	2,262	2,306	0	0	0	0	0	0	0	0	0	0	0	0	0	
MRCA Dependents	n/a	n/a	n/a	n/a	57	74	73	92	99	105	122	152	177	208	227	240	260	280	300	320	340	360	380	390	390	
Other Dependents	117	123	154	166	992	982	1,019	1,037	1,074	1,219	1,746	1,974	2,155	2,463	2,610	2,700	2,900	3,100	3,200	3,400	3,500	3,600	3,700	3,700		
Total Overlap Between Dependent Categories	729	693	660	647	582	573	561	667	547	579	571	564	184	166	163	200	100	100	100	100	100	100	100	100	100	
<b>Total Dependents</b>	<b>42,711</b>	<b>41,034</b>	<b>39,240</b>	<b>37,457</b>	<b>36,593</b>	<b>34,758</b>	<b>33,010</b>	<b>31,202</b>	<b>29,363</b>	<b>28,170</b>	<b>27,402</b>	<b>26,370</b>	<b>23,407</b>	<b>22,496</b>	<b>22,098</b>	<b>21,600</b>	<b>20,800</b>	<b>20,000</b>	<b>19,300</b>	<b>18,600</b>	<b>18,000</b>	<b>17,500</b>	<b>16,900</b>	<b>16,300</b>	<b>15,700</b>	
<b>Total Veterans and Total Dependents Overlap</b>	<b>747</b>	<b>698</b>	<b>618</b>	<b>559</b>	<b>329</b>	<b>292</b>	<b>260</b>	<b>248</b>	<b>240</b>	<b>249</b>	<b>357</b>	<b>399</b>	<b>375</b>	<b>391</b>	<b>403</b>	<b>400</b>	<b>400</b>	<b>500</b>	<b>500</b>	<b>500</b>	<b>500</b>	<b>600</b>	<b>600</b>	<b>600</b>	<b>600</b>	
<b>Net Total Clients ****</b>	<b>86,466</b>	<b>83,410</b>	<b>80,439</b>	<b>77,679</b>	<b>85,873</b>	<b>83,719</b>	<b>81,841</b>	<b>80,533</b>	<b>80,022</b>	<b>86,040</b>	<b>97,965</b>	<b>102,221</b>	<b>104,974</b>	<b>107,901</b>	<b>109,569</b>	<b>110,800</b>	<b>113,200</b>	<b>115,500</b>	<b>117,700</b>	<b>119,700</b>	<b>121,500</b>	<b>123,100</b>	<b>124,500</b>	<b>125,800</b>	<b>126,800</b>	

\* Starting on 1 January 2022, the Disability Pension has been renamed to the Disability Compensation Payment. This was done to reflect the fact that the Disability Pension is not an income support pension but is instead a compensation payment.  
 \*\* Adequate Means of Support Pensions (AMS) were granted prior to 6 June 1985. AMS is paid by DVA if the death of an ex-service man or woman is accepted to have been due to war service, and that person's death left a dependant or other near relative without adequate means of support.  
 \*\*\* DFISA was abolished on 1 January 2022, since the payment became redundant when DVA's Disability Compensation Payment and some other relevant DVA payments were exempted from means tests for social security income support.  
 \*\*\*\* From June 2014 this report contains a more complete count of total DVA clients. The previous count: Net Total Beneficiaries; included all persons receiving a VEA pension/allowance or holding a treatment or pharmaceutical entitlement card.  
 In contrast, the Net Total Client count also includes any veteran with one or more service related disabilities accepted under the DRCA or the MRCA as well as dependent children of veterans currently receiving student payments under the VCES or MRCAETS



Date of Most Recent Actual Data : 29 December 2023

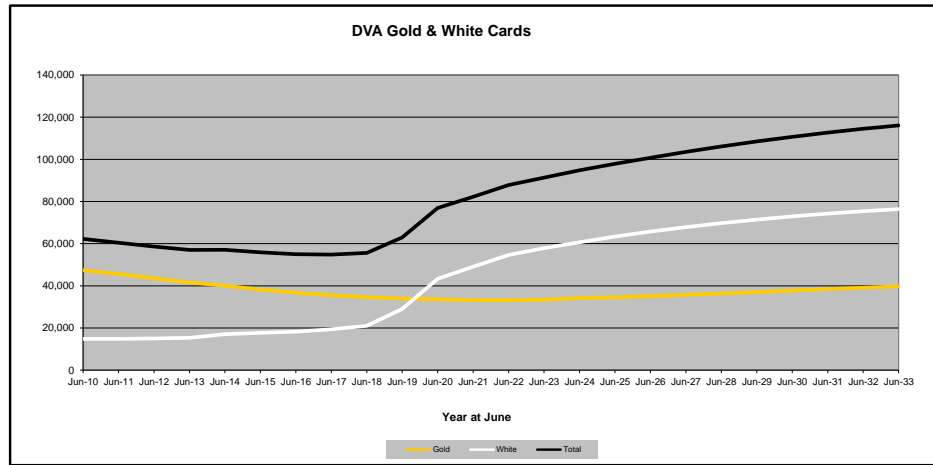
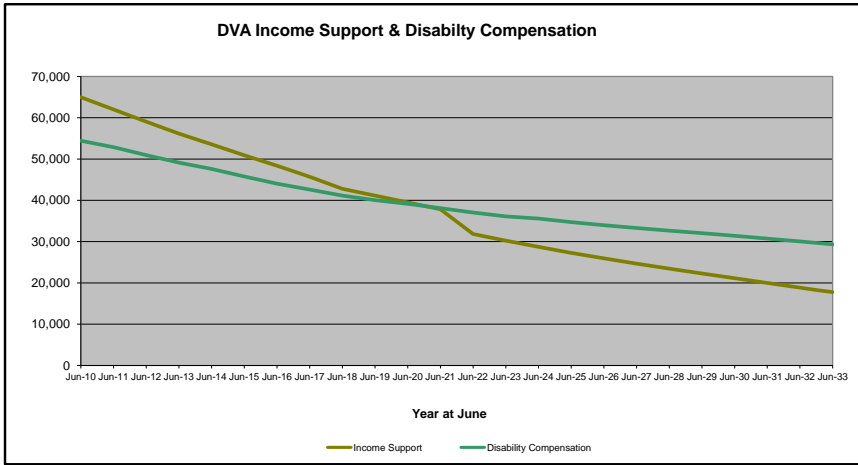
Continued next page

**DVA PROJECTED BENEFICIARY NUMBERS WITH ACTUALS TO 31 DEC 2023 - QUEENSLAND**

**Executive Summary of DVA Beneficiaries in Receipt of Pension(s), Allowance(s) or Health Care**

BENEFICIARY CATEGORY (Subsets of Net Total Beneficiaries on Previous Page)	ACTUAL DATA																FORECAST DATA									
	June 2010	June 2011	June 2012	June 2013	June 2014	June 2015	June 2016	June 2017	June 2018	June 2019	June 2020	June 2021	June 2022	June 2023	Dec 2023	June 2024	June 2025	June 2026	June 2027	June 2028	June 2029	June 2030	June 2031	June 2032	June 2033	
<b>Health Treatment Card Holders :</b>																										
Gold Cards	47,407	45,607	43,583	41,661	40,041	38,253	36,740	35,479	34,602	33,973	33,625	33,226	33,162	33,415	34,005	34,100	34,500	35,100	35,700	36,300	37,100	37,700	38,400	39,100	39,700	
White Cards	14,832	14,822	15,041	15,326	17,050	17,682	18,268	19,346	21,055	29,015	43,339	49,044	54,647	57,886	59,201	60,700	63,400	65,700	67,900	69,800	71,400	72,900	74,300	75,400	76,400	
<b>Total Health Treatment Cards</b>	<b>62,239</b>	<b>60,429</b>	<b>58,624</b>	<b>56,987</b>	<b>57,091</b>	<b>55,935</b>	<b>55,008</b>	<b>54,825</b>	<b>55,657</b>	<b>62,988</b>	<b>76,964</b>	<b>82,270</b>	<b>87,809</b>	<b>91,301</b>	<b>93,206</b>	<b>94,800</b>	<b>97,900</b>	<b>100,800</b>	<b>103,600</b>	<b>106,100</b>	<b>108,500</b>	<b>110,700</b>	<b>112,700</b>	<b>114,500</b>	<b>116,100</b>	
Repatriation Pharmaceutical Benefits Cards (Orange Cards)	1,931	1,694	1,460	1,239	1,038	845	670	535	396	300	229	176	109	71	59	50	30	20	10	10	0	0	0	0	0	
<b>Other Income Support Categories:</b>																										
Income Support Supplement	16,460	15,894	15,189	14,379	13,632	12,727	11,935	10,923	10,126	9,326	8,590	7,872	7,274	6,661	6,399	6,200	5,800	5,400	5,100	4,900	4,700	4,500	4,300	4,100	4,000	
Age Pensioners	1,115	1,046	1,008	999	994	1,022	1,054	1,062	1,075	1,231	1,310	1,381	1,514	1,618	1,614	1,600	1,700	1,700	1,700	1,800	1,800	1,900	1,900	2,000	2,000	
Commonwealth Seniors Health Cards (CSHC)	1,338	1,303	1,190	1,146	994	942	855	1,625	856	889	866	811	799	804	808	800	800	700	700	700	700	600	600	600	600	
Defence Force Income Support Supplement (DFISA) (a)	4,995	4,918	4,826	4,771	4,889	5,017	5,117	5,083	5,193	5,567	5,673	5,799	0	0	0	0	0	0	0	0	0	0	0	0	0	
<b>Total Income Support Beneficiaries (b)</b>	<b>64,975</b>	<b>62,020</b>	<b>59,045</b>	<b>56,165</b>	<b>53,561</b>	<b>50,921</b>	<b>48,383</b>	<b>45,703</b>	<b>42,771</b>	<b>41,161</b>	<b>39,507</b>	<b>37,830</b>	<b>31,821</b>	<b>30,223</b>	<b>29,455</b>	<b>28,700</b>	<b>27,300</b>	<b>25,900</b>	<b>24,700</b>	<b>23,500</b>	<b>22,300</b>	<b>21,100</b>	<b>20,000</b>	<b>18,900</b>	<b>17,800</b>	
<b>Total Disability Compensation Beneficiaries (c)</b>	<b>54,432</b>	<b>52,866</b>	<b>50,957</b>	<b>49,117</b>	<b>47,598</b>	<b>45,764</b>	<b>44,033</b>	<b>42,608</b>	<b>41,137</b>	<b>40,032</b>	<b>39,140</b>	<b>38,120</b>	<b>37,027</b>	<b>36,125</b>	<b>36,001</b>	<b>35,600</b>	<b>34,700</b>	<b>34,000</b>	<b>33,300</b>	<b>32,700</b>	<b>32,000</b>	<b>31,400</b>	<b>30,700</b>	<b>30,100</b>	<b>29,300</b>	

- (a) - DFISA was abolished on 1 January 2022, since the payment became redundant when DVA's Disability Compensation Payment and some other relevant DVA payments were exempted from means tests for social security income support.
- (b) - Includes veteran service pensions, dependant service pensions, income support supplement, age pensions, commonwealth seniors health cards and DFISA recipients.
- (c) - Includes disability, war widow, orphan and adequate means of support pensions.



Date of Most Recent Actual Data : 29 December 2023

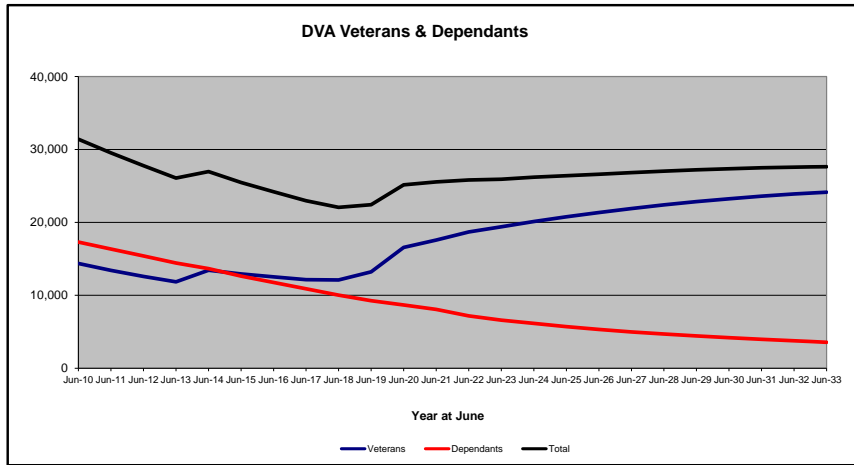


**DVA PROJECTED BENEFICIARY NUMBERS WITH ACTUALS TO 31 DEC 2023 - SOUTH AUSTRALIA**

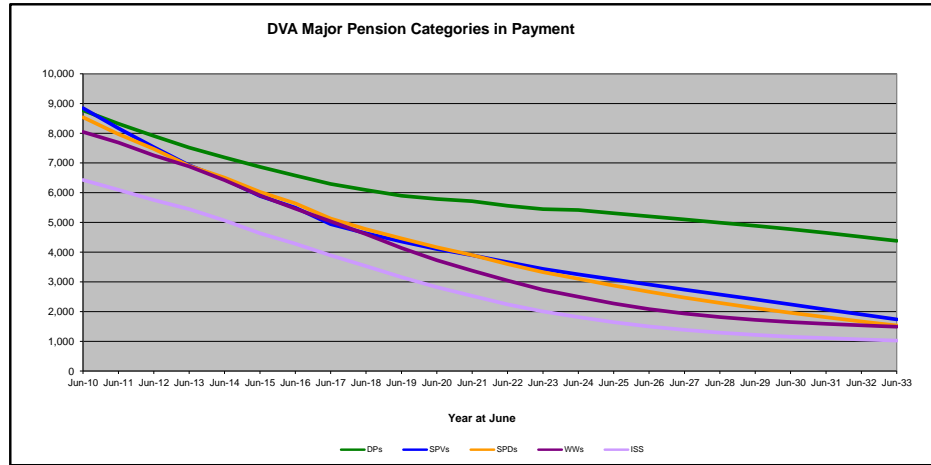
**Executive Summary of DVA Beneficiaries in Receipt of Pension(s), Allowance(s) or Health Care**

BENEFICIARY CATEGORY	ACTUAL DATA																FORECAST DATA									
	June 2010	June 2011	June 2012	June 2013	June 2014	June 2015	June 2016	June 2017	June 2018	June 2019	June 2020	June 2021	June 2022	June 2023	Dec 2023	June 2024	June 2025	June 2026	June 2027	June 2028	June 2029	June 2030	June 2031	June 2032	June 2033	
<b>Veterans :</b>																										
Disability Compensation Payment Recipients*	8,789	8,319	7,906	7,518	7,185	6,866	6,577	6,294	6,088	5,898	5,786	5,713	5,559	5,445	5,470	5,400	5,300	5,200	5,100	5,000	4,900	4,800	4,600	4,500	4,400	
Age Pension Veterans (Included Above)	261	231	204	189	174	157	148	153	147	154	159	164	179	181	182	200	200	200	200	200	200	200	200	200	300	
Service Pension Veterans	8,844	8,165	7,531	6,923	6,452	5,889	5,498	4,942	4,633	4,355	4,103	3,895	3,662	3,437	3,335	3,300	3,100	2,900	2,700	2,600	2,400	2,200	2,100	1,900	1,700	
Disability Compensation Payment Recipient & Service Pension Veteran Overlap*	4,903	4,639	4,382	4,109	3,917	3,689	3,518	3,242	3,105	2,976	2,837	2,732	2,609	2,473	2,404	2,400	2,200	2,100	2,000	1,900	1,800	1,600	1,500	1,400	1,200	
Treatment Cards, Allowances or Accepted Disabilities Only	1,649	1,584	1,546	1,520	3,718	3,874	3,967	4,154	4,484	5,948	9,507	10,692	12,085	12,990	13,405	13,800	14,600	15,400	16,100	16,700	17,300	17,800	18,400	18,800	19,300	
MRCA Veterans	n/a	n/a	n/a	n/a	1,042	1,264	1,408	1,576	1,860	2,316	2,748	3,102	3,400	3,894	4,324	4,500	5,000	5,400	5,800	6,200	6,600	7,000	7,400	7,800	8,100	
DRCA Veterans	n/a	n/a	n/a	n/a	3,291	3,341	3,391	3,413	3,441	3,520	3,680	3,796	3,922	4,057	4,141	4,200	4,300	4,400	4,500	4,600	4,700	4,800	4,900	4,900	5,000	
<b>Total Veterans</b>	<b>14,359</b>	<b>13,429</b>	<b>12,601</b>	<b>11,852</b>	<b>13,441</b>	<b>12,940</b>	<b>12,524</b>	<b>12,148</b>	<b>12,100</b>	<b>13,225</b>	<b>16,559</b>	<b>17,568</b>	<b>18,697</b>	<b>19,399</b>	<b>19,806</b>	<b>20,100</b>	<b>20,800</b>	<b>21,400</b>	<b>21,900</b>	<b>22,400</b>	<b>22,800</b>	<b>23,200</b>	<b>23,600</b>	<b>23,900</b>	<b>24,100</b>	
<b>Dependants :</b>																										
Service Pension Dependants	8,537	7,969	7,472	6,902	6,505	6,026	5,638	5,131	4,774	4,461	4,164	3,900	3,597	3,328	3,216	3,100	2,900	2,700	2,500	2,300	2,100	2,000	1,800	1,700	1,500	
War Widow(er)s	8,043	7,687	7,256	6,883	6,423	5,905	5,462	5,036	4,604	4,141	3,728	3,378	3,044	2,732	2,626	2,500	2,300	2,100	1,900	1,800	1,700	1,600	1,600	1,500	1,500	
Orphans	13	14	12	14	12	10	9	8	6	10	9	11	11	12	12	10	10	10	10	10	10	10	10	10	10	
Adequate Means of Support (AMS) **	48	45	45	44	43	43	43	40	38	38	35	34	33	30	29	30	30	30	30	30	20	20	20	20	20	
Age Pension Partners	203	188	167	154	147	130	128	119	111	111	111	110	111	111	103	100	100	90	90	90	90	80	80	80	80	
Commonwealth Seniors Health Cards (CSHC) Dependants	404	396	372	343	295	266	249	348	215	202	181	168	159	146	146	140	120	110	100	90	90	80	80	70	70	
Defence Force Income Support Supplement (DFISA) Dependants ***	467	440	425	401	372	355	346	326	322	330	326	334	0	0	0	0	0	0	0	0	0	0	0	0	0	
MRCA Dependants	n/a	n/a	n/a	n/a	3	3	3	10	16	21	25	27	35	40	41	40	50	50	60	60	60	60	60	70	70	
Other Dependants	22	20	25	32	156	155	140	148	150	144	266	262	279	270	291	300	310	330	350	360	370	370	360	340	320	
Total Overlap Between Dependant Categories	436	415	386	346	298	258	249	262	208	192	166	161	89	77	77	70	60	50	40	40	30	30	30	30	30	
<b>Total Dependants</b>	<b>17,301</b>	<b>16,344</b>	<b>15,388</b>	<b>14,427</b>	<b>13,658</b>	<b>12,635</b>	<b>11,769</b>	<b>10,904</b>	<b>10,033</b>	<b>9,266</b>	<b>8,679</b>	<b>8,063</b>	<b>7,180</b>	<b>6,592</b>	<b>6,387</b>	<b>6,200</b>	<b>5,700</b>	<b>5,300</b>	<b>5,000</b>	<b>4,700</b>	<b>4,400</b>	<b>4,200</b>	<b>4,000</b>	<b>3,800</b>	<b>3,600</b>	
<b>Total Veterans and Total Dependants Overlap</b>	<b>259</b>	<b>237</b>	<b>216</b>	<b>197</b>	<b>127</b>	<b>112</b>	<b>91</b>	<b>78</b>	<b>72</b>	<b>77</b>	<b>86</b>	<b>82</b>	<b>72</b>	<b>74</b>	<b>74</b>	<b>70</b>	<b>70</b>	<b>80</b>	<b>80</b>	<b>80</b>	<b>80</b>	<b>80</b>	<b>80</b>	<b>80</b>	<b>80</b>	
<b>Nett Total Clients ****</b>	<b>31,401</b>	<b>29,536</b>	<b>27,773</b>	<b>26,082</b>	<b>26,972</b>	<b>25,463</b>	<b>24,202</b>	<b>22,974</b>	<b>22,063</b>	<b>22,421</b>	<b>25,152</b>	<b>25,549</b>	<b>25,805</b>	<b>25,917</b>	<b>26,119</b>	<b>26,200</b>	<b>26,400</b>	<b>26,600</b>	<b>26,800</b>	<b>27,000</b>	<b>27,200</b>	<b>27,300</b>	<b>27,500</b>	<b>27,600</b>	<b>27,600</b>	

\* Starting on 1 January 2022, the Disability Pension has been renamed to the Disability Compensation Payment. This was done to reflect the fact that the Disability Pension is not an income support pension but is instead a compensation payment.  
 \*\* Adequate Means of Support Pensions (AMS) were granted prior to 6 June 1985. AMS is paid by DVA if the death of an ex-service man or woman is accepted to have been due to war service, and that person's death left a dependant or other near relative without adequate means of support.  
 \*\*\* DFISA was abolished on 1 January 2022, since the payment became redundant when DVA's Disability Compensation Payment and some other relevant DVA payments were exempted from means tests for social security income support.  
 \*\*\*\* From June 2014 this report contains a more complete count of total DVA clients. The previous count; Net Total Beneficiaries; included all persons receiving a VEA pension/allowance or holding a treatment or pharmaceutical entitlement card.  
 In contrast, the Nett Total Client count also includes any veteran with one or more service related disabilities accepted under the DRCA or the MRCA as well as dependent children of veterans currently receiving student payments under the VCES or MRCAETS



Date of Most Recent Actual Data : 29 December 2023



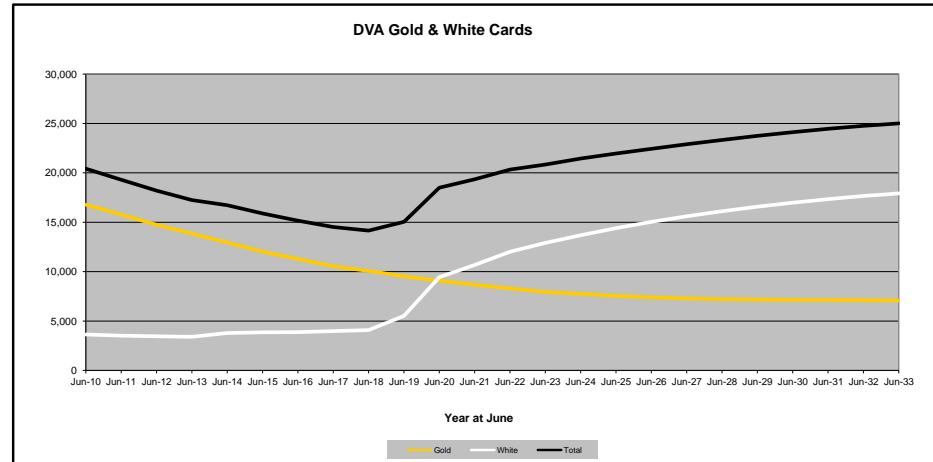
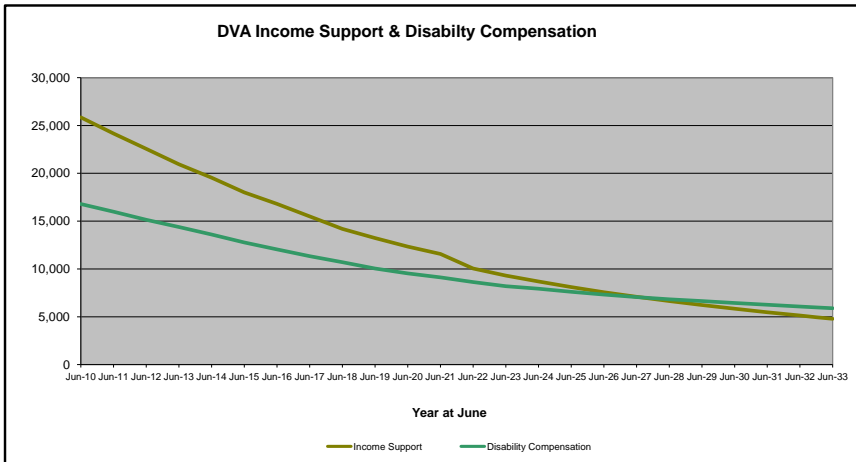
Continued next page

**DVA PROJECTED BENEFICIARY NUMBERS WITH ACTUALS TO 31 DEC 2023 - SOUTH AUSTRALIA**

**Executive Summary of DVA Beneficiaries in Receipt of Pension(s), Allowance(s) or Health Care**

BENEFICIARY CATEGORY (Subsets of Net Total Beneficiaries on Previous Page)	ACTUAL DATA																FORECAST DATA									
	June 2010	June 2011	June 2012	June 2013	June 2014	June 2015	June 2016	June 2017	June 2018	June 2019	June 2020	June 2021	June 2022	June 2023	Dec 2023	June 2024	June 2025	June 2026	June 2027	June 2028	June 2029	June 2030	June 2031	June 2032	June 2033	
<b>Health Treatment Card Holders :</b>																										
Gold Cards	16,784	15,781	14,738	13,844	12,949	12,032	11,286	10,543	10,072	9,530	9,076	8,679	8,306	7,936	7,878	7,800	7,500	7,400	7,300	7,200	7,200	7,100	7,100	7,100	7,100	
White Cards	3,643	3,518	3,465	3,405	3,780	3,857	3,870	3,977	4,083	5,516	9,432	10,669	12,023	12,908	13,312	13,700	14,400	15,000	15,600	16,100	16,600	17,000	17,300	17,700	17,900	
<b>Total Health Treatment Cards</b>	<b>20,427</b>	<b>19,299</b>	<b>18,203</b>	<b>17,249</b>	<b>16,729</b>	<b>15,889</b>	<b>15,156</b>	<b>14,520</b>	<b>14,155</b>	<b>15,046</b>	<b>18,508</b>	<b>19,348</b>	<b>20,329</b>	<b>20,844</b>	<b>21,190</b>	<b>21,400</b>	<b>22,000</b>	<b>22,400</b>	<b>22,900</b>	<b>23,300</b>	<b>23,800</b>	<b>24,100</b>	<b>24,500</b>	<b>24,800</b>	<b>25,000</b>	
Repatriation Pharmaceutical Benefits Cards (Orange Cards)	1,397	1,215	1,044	884	748	607	492	396	295	214	157	114	74	46	41	30	20	10	10	0	0	0	0	0	0	
<b>Other Income Support Categories:</b>																										
Income Support Supplement	6,428	6,097	5,752	5,445	5,064	4,636	4,284	3,891	3,528	3,158	2,821	2,531	2,242	2,002	1,914	1,800	1,600	1,500	1,400	1,300	1,200	1,200	1,100	1,100	1,000	
Age Pensioners	464	419	371	343	322	288	277	274	265	266	269	273	289	292	285	300	300	300	300	300	300	300	300	300	300	
Commonwealth Seniors Health Cards (CSHC)	660	634	576	519	434	390	360	553	318	301	284	266	257	249	249	200	200	200	200	200	200	200	200	200	200	
Defence Force Income Support Supplement (DFISA) (a)	1,257	1,191	1,142	1,067	983	968	944	885	849	884	888	915	0	0	0	0	0	0	0	0	0	0	0	0	0	
<b>Total Income Support Beneficiaries (b)</b>	<b>25,849</b>	<b>24,165</b>	<b>22,565</b>	<b>20,949</b>	<b>19,541</b>	<b>18,003</b>	<b>16,808</b>	<b>15,495</b>	<b>14,181</b>	<b>13,232</b>	<b>12,336</b>	<b>11,575</b>	<b>10,047</b>	<b>9,308</b>	<b>8,999</b>	<b>8,700</b>	<b>8,100</b>	<b>7,600</b>	<b>7,100</b>	<b>6,600</b>	<b>6,200</b>	<b>5,800</b>	<b>5,500</b>	<b>5,100</b>	<b>4,800</b>	
<b>Total Disability Compensation Beneficiaries (c)</b>	<b>16,788</b>	<b>15,986</b>	<b>15,145</b>	<b>14,390</b>	<b>13,598</b>	<b>12,769</b>	<b>12,045</b>	<b>11,337</b>	<b>10,699</b>	<b>10,051</b>	<b>9,529</b>	<b>9,114</b>	<b>8,628</b>	<b>8,202</b>	<b>8,122</b>	<b>7,900</b>	<b>7,600</b>	<b>7,300</b>	<b>7,100</b>	<b>6,800</b>	<b>6,600</b>	<b>6,400</b>	<b>6,300</b>	<b>6,100</b>	<b>5,900</b>	

- (a) - DFISA was abolished on 1 January 2022, since the payment became redundant when DVA's Disability Compensation Payment and some other relevant DVA payments were exempted from means tests for social security income support.
- (b) - Includes veteran service pensions, dependant service pensions, income support supplement, age pensions, commonwealth seniors health cards and DFISA recipients.
- (c) - Includes disability, war widow, orphan and adequate means of support pensions.



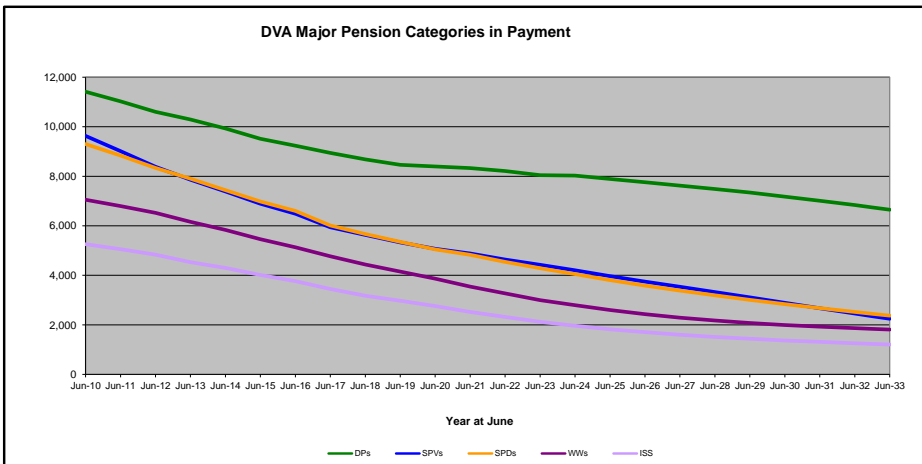
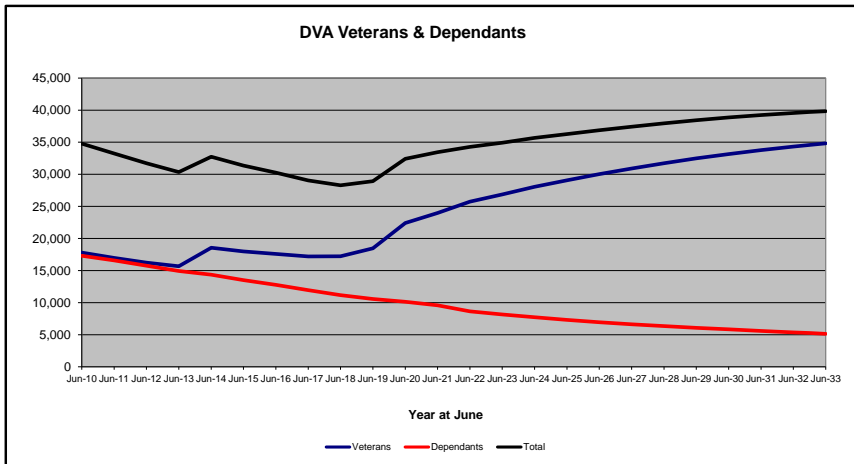
Date of Most Recent Actual Data : 29 December 2023

**DVA PROJECTED BENEFICIARY NUMBERS WITH ACTUALS TO 31 DEC 2023 - WESTERN AUSTRALIA**

**Executive Summary of DVA Beneficiaries in Receipt of Pension(s), Allowance(s) or Health Care**

BENEFICIARY CATEGORY	ACTUAL DATA																FORECAST DATA										
	June 2010	June 2011	June 2012	June 2013	June 2014	June 2015	June 2016	June 2017	June 2018	June 2019	June 2020	June 2021	June 2022	June 2023	Dec 2023	June 2024	June 2025	June 2026	June 2027	June 2028	June 2029	June 2030	June 2031	June 2032	June 2033		
<b>Veterans :</b>																											
Disability Compensation Payment Recipients*	11,413	11,025	10,599	10,294	9,927	9,515	9,236	8,940	8,683	8,464	8,398	8,328	8,210	8,043	8,098	8,000	7,900	7,800	7,600	7,500	7,300	7,200	7,000	6,800	6,700		
Age Pension Veterans (Included Above)	227	219	204	201	194	190	196	201	189	187	197	196	217	233	236	200	300	300	300	300	300	400	400	400	400		
Service Pension Veterans	9,630	9,013	8,383	7,859	7,385	6,893	6,487	5,940	5,629	5,327	5,074	4,880	4,641	4,423	4,320	4,200	4,000	3,700	3,500	3,300	3,100	2,900	2,700	2,500	2,200		
Disability Compensation Payment Recipient & Service Pension Veteran Overlap*	5,658	5,369	5,083	4,868	4,629	4,380	4,224	3,920	3,782	3,631	3,522	3,428	3,303	3,178	3,123	3,000	2,900	2,700	2,600	2,400	2,300	2,100	1,900	1,800	1,600		
Treatment Cards, Allowances or Accepted Disabilities Only	2,420	2,308	2,345	2,387	2,387	2,387	2,387	2,387	2,387	2,387	2,387	2,387	2,387	2,387	2,387	2,387	2,387	2,387	2,387	2,387	2,387	2,387	2,387	2,387	2,387		
MRCA Veterans	n/a	n/a	n/a	n/a	1,669	1,861	2,091	2,246	2,515	3,086	3,609	4,162	4,629	5,351	5,951	6,300	7,000	7,600	8,300	9,000	9,600	10,300	10,900	11,600	12,200		
DRCA Veterans	n/a	n/a	n/a	n/a	5,680	5,740	5,800	5,781	5,792	5,963	6,196	6,378	6,623	6,808	6,988	7,100	7,200	7,400	7,600	7,700	7,900	8,000	8,100	8,200	8,300		
<b>Total Veterans</b>	<b>17,805</b>	<b>16,977</b>	<b>16,244</b>	<b>15,672</b>	<b>18,551</b>	<b>17,991</b>	<b>17,602</b>	<b>17,203</b>	<b>17,223</b>	<b>18,460</b>	<b>22,400</b>	<b>23,981</b>	<b>25,745</b>	<b>26,872</b>	<b>27,540</b>	<b>28,100</b>	<b>29,100</b>	<b>30,000</b>	<b>30,900</b>	<b>31,700</b>	<b>32,500</b>	<b>33,200</b>	<b>33,800</b>	<b>34,300</b>	<b>34,800</b>		
<b>Dependants :</b>																											
Service Pension Dependents	9,301	8,837	8,334	7,900	7,441	6,981	6,598	6,009	5,669	5,351	5,050	4,831	4,546	4,290	4,166	4,100	3,800	3,600	3,400	3,200	3,000	2,800	2,700	2,500	2,400		
War Widow(er)s	7,052	6,798	6,524	6,163	5,832	5,459	5,129	4,768	4,435	4,150	3,867	3,542	3,273	2,998	2,899	2,800	2,600	2,400	2,300	2,200	2,100	2,000	1,900	1,900	1,800		
Orphans	16	12	6	7	8	10	10	15	15	13	11	15	16	13	12	10	10	10	10	10	10	10	10	10	10		
Adequate Means of Support (AMS) **	32	29	28	27	25	25	24	24	23	21	21	21	20	19	19	20	20	20	20	20	20	20	20	20	20		
Age Pension Partners	199	195	191	176	165	162	162	166	154	153	154	155	158	161	158	200	200	200	200	200	200	200	200	200	100		
Commonwealth Seniors Health Cards (CSHC) Dependents	680	676	623	583	503	496	464	608	433	408	383	353	328	315	312	300	300	300	300	200	200	200	200	200	200		
Defence Force Income Support Supplement (DFISA) Dependents ***	609	613	589	552	536	521	510	487	477	485	488	478	0	0	0	0	0	0	0	0	0	0	0	0	0		
MRCA Dependents	n/a	n/a	n/a	n/a	21	20	25	23	30	37	43	43	37	40	47	50	60	60	60	70	70	80	80	80	80		
Other Dependents	36	36	50	60	283	272	274	269	284	288	443	445	449	492	516	500	500	600	600	600	600	600	600	600	600		
Total Overlap Between Dependent Categories	619	610	578	532	457	434	415	420	360	343	323	297	186	172	176	200	100	100	100	100	100	100	100	100	100		
<b>Total Dependents</b>	<b>17,306</b>	<b>16,586</b>	<b>15,767</b>	<b>14,936</b>	<b>14,357</b>	<b>13,512</b>	<b>12,781</b>	<b>11,949</b>	<b>11,160</b>	<b>10,563</b>	<b>10,137</b>	<b>9,586</b>	<b>8,641</b>	<b>8,156</b>	<b>7,953</b>	<b>7,700</b>	<b>7,300</b>	<b>6,900</b>	<b>6,600</b>	<b>6,300</b>	<b>6,100</b>	<b>5,800</b>	<b>5,600</b>	<b>5,400</b>	<b>5,100</b>		
<b>Total Veterans and Total Dependents Overlap</b>	<b>340</b>	<b>319</b>	<b>286</b>	<b>264</b>	<b>165</b>	<b>149</b>	<b>133</b>	<b>113</b>	<b>98</b>	<b>93</b>	<b>113</b>	<b>118</b>	<b>111</b>	<b>102</b>	<b>103</b>	<b>100</b>	<b>110</b>	<b>110</b>	<b>110</b>	<b>120</b>	<b>120</b>	<b>120</b>	<b>120</b>	<b>120</b>	<b>130</b>		
<b>Nett Total Clients ****</b>	<b>34,771</b>	<b>33,244</b>	<b>31,725</b>	<b>30,344</b>	<b>32,743</b>	<b>31,354</b>	<b>30,250</b>	<b>29,039</b>	<b>28,288</b>	<b>28,938</b>	<b>32,424</b>	<b>33,449</b>	<b>34,275</b>	<b>34,926</b>	<b>35,390</b>	<b>35,700</b>	<b>36,300</b>	<b>36,900</b>	<b>37,400</b>	<b>38,000</b>	<b>38,400</b>	<b>38,900</b>	<b>39,200</b>	<b>39,600</b>	<b>39,800</b>		

\* Starting on 1 January 2022, the Disability Pension has been renamed to the Disability Compensation Payment. This was done to reflect the fact that the Disability Pension is not an income support pension but is instead a compensation payment.  
 \*\* Adequate Means of Support Pensions (AMS) were granted prior to 6 June 1985. AMS is paid by DVA if the death of an ex-service man or woman is accepted to have been due to war service, and that person's death left a dependent or other near relative without adequate means of support.  
 \*\*\* DFISA was abolished on 1 January 2022, since the payment became redundant when DVA's Disability Compensation Payment and some other relevant DVA payments were exempted from means tests for social security income support.  
 \*\*\*\* From June 2014 this report contains a more complete count of total DVA clients. The previous count; Net Total Beneficiaries; included all persons receiving a VEA pension/allowance or holding a treatment or pharmaceutical entitlement card.  
 In contrast, the Nett Total Client count also includes any veteran with one or more service related disabilities accepted under the DRCA or the MRCA as well as dependent children of veterans currently receiving student payments under the VCES or MRCAETS



Date of Most Recent Actual Data : 29 December 2023

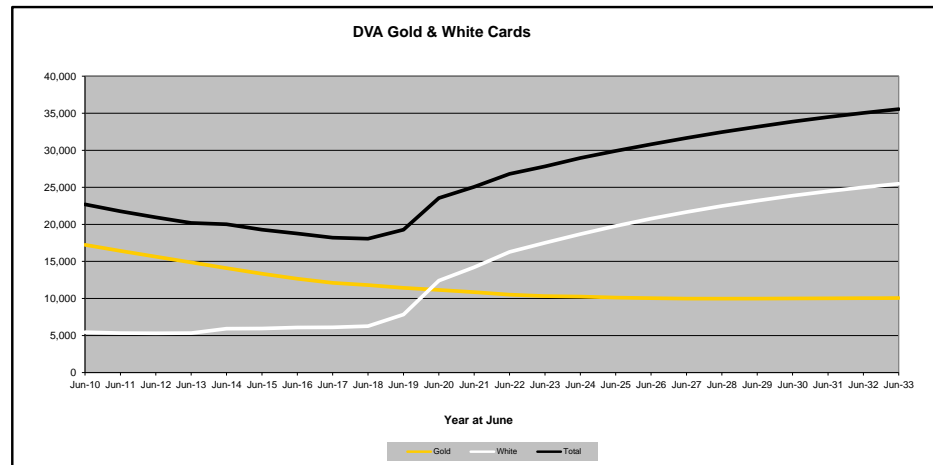
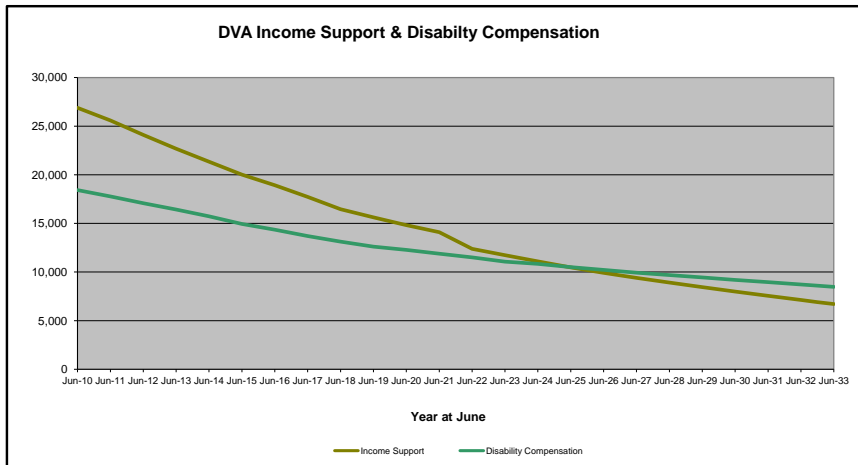
Continued next page

**DVA PROJECTED BENEFICIARY NUMBERS WITH ACTUALS TO 31 DEC 2023 - WESTERN AUSTRALIA**

**Executive Summary of DVA Beneficiaries in Receipt of Pension(s), Allowance(s) or Health Care**

BENEFICIARY CATEGORY (Subsets of Net Total Beneficiaries on Previous Page)	ACTUAL DATA																FORECAST DATA									
	June 2010	June 2011	June 2012	June 2013	June 2014	June 2015	June 2016	June 2017	June 2018	June 2019	June 2020	June 2021	June 2022	June 2023	Dec 2023	June 2024	June 2025	June 2026	June 2027	June 2028	June 2029	June 2030	June 2031	June 2032	June 2033	
<b>Health Treatment Card Holders :</b>																										
Gold Cards	17,238	16,428	15,639	14,861	14,099	13,341	12,669	12,114	11,810	11,435	11,145	10,851	10,524	10,320	10,357	10,300	10,100	10,000	10,000	10,000	10,000	10,000	10,000	10,000	10,000	10,100
White Cards	5,458	5,330	5,302	5,331	5,921	5,945	6,088	6,096	6,256	7,843	12,401	14,208	16,283	17,514	18,114	18,700	19,800	20,800	21,700	22,500	23,200	23,900	24,500	25,000	25,500	
<b>Total Health Treatment Cards</b>	<b>22,696</b>	<b>21,758</b>	<b>20,941</b>	<b>20,192</b>	<b>20,020</b>	<b>19,286</b>	<b>18,757</b>	<b>18,210</b>	<b>18,066</b>	<b>19,278</b>	<b>23,546</b>	<b>25,059</b>	<b>26,807</b>	<b>27,834</b>	<b>28,471</b>	<b>29,000</b>	<b>29,900</b>	<b>30,800</b>	<b>31,700</b>	<b>32,400</b>	<b>33,200</b>	<b>33,900</b>	<b>34,500</b>	<b>35,000</b>	<b>35,500</b>	
Repatriation Pharmaceutical Benefits Cards (Orange Cards)	1,375	1,208	1,035	882	758	624	503	391	314	238	175	135	95	64	56	50	30	20	10	10	0	0	0	0	0	
<b>Other Income Support Categories:</b>																										
Income Support Supplement	5,257	5,052	4,835	4,529	4,297	4,014	3,765	3,449	3,178	2,975	2,760	2,519	2,320	2,122	2,033	2,000	1,800	1,700	1,600	1,500	1,400	1,400	1,300	1,300	1,200	
Age Pensioners	426	414	395	377	367	359	365	373	349	347	351	351	375	393	394	400	400	400	500	500	500	500	500	500	600	
Commonwealth Seniors Health Cards (CSHC)	1,072	1,049	972	910	762	700	658	939	615	588	568	525	505	500	500	500	500	400	400	400	400	400	400	400	300	
Defence Force Income Support Supplement (DFISA) (a)	1,502	1,518	1,458	1,380	1,340	1,304	1,300	1,268	1,244	1,268	1,263	1,237	0	0	0	0	0	0	0	0	0	0	0	0	0	
<b>Total Income Support Beneficiaries (b)</b>	<b>26,886</b>	<b>25,591</b>	<b>24,096</b>	<b>22,685</b>	<b>21,348</b>	<b>20,014</b>	<b>18,926</b>	<b>17,731</b>	<b>16,456</b>	<b>15,617</b>	<b>14,820</b>	<b>14,094</b>	<b>12,387</b>	<b>11,728</b>	<b>11,413</b>	<b>11,100</b>	<b>10,500</b>	<b>9,900</b>	<b>9,400</b>	<b>8,900</b>	<b>8,400</b>	<b>8,000</b>	<b>7,500</b>	<b>7,100</b>	<b>6,700</b>	
<b>Total Disability Compensation Beneficiaries (c)</b>	<b>18,427</b>	<b>17,779</b>	<b>17,080</b>	<b>16,420</b>	<b>15,727</b>	<b>14,949</b>	<b>14,349</b>	<b>13,705</b>	<b>13,120</b>	<b>12,617</b>	<b>12,271</b>	<b>11,884</b>	<b>11,499</b>	<b>11,062</b>	<b>11,017</b>	<b>10,800</b>	<b>10,500</b>	<b>10,200</b>	<b>9,900</b>	<b>9,700</b>	<b>9,400</b>	<b>9,200</b>	<b>9,000</b>	<b>8,700</b>	<b>8,500</b>	

- (a) - DFISA was abolished on 1 January 2022, since the payment became redundant when DVA's Disability Compensation Payment and some other relevant DVA payments were exempted from means tests for social security income support.
- (b) - Includes veteran service pensions, dependant service pensions, income support supplement, age pensions, commonwealth seniors health cards and DFISA recipients.
- (c) - Includes disability, war widow, orphan and adequate means of support pensions.



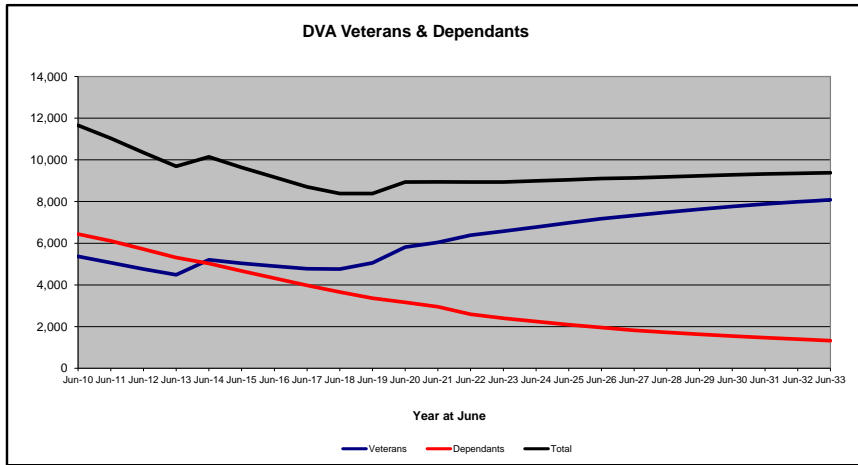
Date of Most Recent Actual Data : 29 December 2023

**DVA PROJECTED BENEFICIARY NUMBERS WITH ACTUALS TO 31 DEC 2023 - TASMANIA**

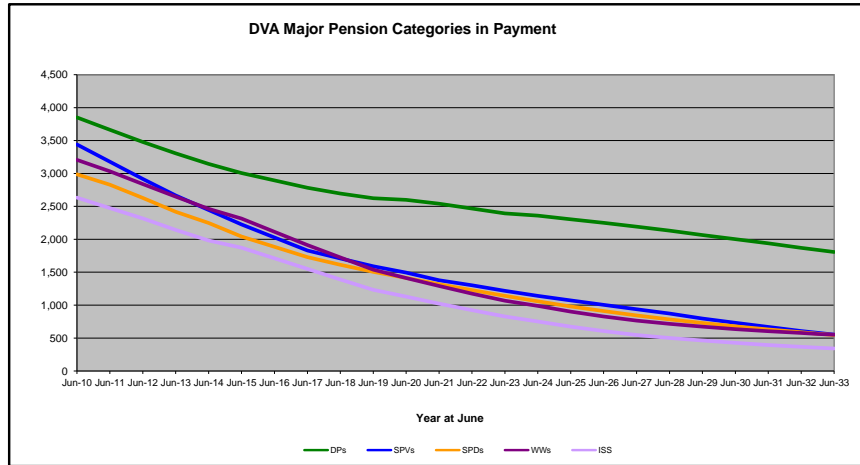
**Executive Summary of DVA Beneficiaries in Receipt of Pension(s), Allowance(s) or Health Care**

BENEFICIARY CATEGORY	ACTUAL DATA																FORECAST DATA									
	June 2010	June 2011	June 2012	June 2013	June 2014	June 2015	June 2016	June 2017	June 2018	June 2019	June 2020	June 2021	June 2022	June 2023	Dec 2023	June 2024	June 2025	June 2026	June 2027	June 2028	June 2029	June 2030	June 2031	June 2032	June 2033	
<b>Veterans :</b>																										
Disability Compensation Payment Recipients*	3,851	3,664	3,477	3,306	3,144	3,005	2,905	2,783	2,695	2,623	2,599	2,540	2,468	2,393	2,394	2,400	2,300	2,200	2,200	2,100	2,100	2,000	1,900	1,900	1,800	
Age Pension Veterans (Included Above)	64	58	56	56	56	57	56	63	68	66	65	77	82	92	91	100	100	100	100	100	100	100	100	100	200	
Service Pension Veterans	3,440	3,179	2,916	2,666	2,444	2,226	2,045	1,830	1,708	1,590	1,494	1,379	1,303	1,216	1,178	1,100	1,100	1,000	900	900	800	700	600	600	600	
Disability Compensation Payment Recipient & Service Pension Veteran Overlap*	2,410	2,259	2,122	1,963	1,818	1,680	1,570	1,429	1,352	1,271	1,206	1,131	1,076	1,011	978	900	900	800	800	700	600	600	500	500	400	
Treatment Cards, Allowances or Accepted Disabilities Only	488	482	490	477	1,433	1,487	1,522	1,587	1,709	2,115	2,924	3,248	3,687	3,976	4,082	4,200	4,500	4,800	5,000	5,200	5,400	5,600	5,800	6,000	6,100	
MRCA Veterans	n/a	n/a	n/a	n/a	312	364	421	492	588	718	849	952	1,062	1,198	1,291	1,300	1,500	1,600	1,800	1,900	2,000	2,200	2,300	2,500	2,600	
DRCA Veterans	n/a	n/a	n/a	n/a	1,622	1,638	1,671	1,696	1,711	1,771	1,846	1,906	1,973	2,009	2,044	2,100	2,100	2,100	2,200	2,200	2,200	2,300	2,300	2,300	2,300	
<b>Total Veterans</b>	<b>5,369</b>	<b>5,066</b>	<b>4,761</b>	<b>4,486</b>	<b>5,203</b>	<b>5,038</b>	<b>4,902</b>	<b>4,771</b>	<b>4,760</b>	<b>5,057</b>	<b>5,811</b>	<b>6,036</b>	<b>6,382</b>	<b>6,574</b>	<b>6,676</b>	<b>6,800</b>	<b>7,000</b>	<b>7,200</b>	<b>7,300</b>	<b>7,500</b>	<b>7,600</b>	<b>7,800</b>	<b>7,900</b>	<b>8,000</b>	<b>8,100</b>	
<b>Dependants :</b>																										
Service Pension Dependants	2,987	2,829	2,629	2,419	2,247	2,043	1,912	1,729	1,613	1,506	1,414	1,317	1,229	1,140	1,100	1,100	1,000	900	800	800	700	700	600	600	500	
War Widow(er)s	3,206	3,034	2,838	2,648	2,462	2,314	2,107	1,913	1,725	1,540	1,412	1,290	1,174	1,068	1,036	1,000	900	800	800	700	700	600	600	600	600	
Orphans	3	1	1	0	3	3	2	6	5	5	7	3	5	7	5	0	0	0	0	0	0	0	0	0	0	
Adequate Means of Support (AMS) **	23	23	22	22	22	20	20	20	17	16	15	14	14	14	14	10	10	10	10	10	10	10	10	10	10	
Age Pension Partners	42	42	43	41	40	42	41	33	37	34	31	35	34	36	35	40	40	40	40	40	40	40	40	40	40	
Commonwealth Seniors Health Cards (CSHC) Dependents	92	83	80	72	57	54	49	93	57	55	46	44	40	38	38	40	40	40	40	40	40	40	40	40	40	
Defence Force Income Support Supplement (DFISA) Dependents ***	166	174	176	174	168	166	167	164	166	179	168	169	0	0	0	0	0	0	0	0	0	0	0	0	0	
MRCA Dependents	n/a	n/a	n/a	n/a	0	1	3	3	3	6	4	4	4	10	14	10	20	20	20	20	30	30	30	30	30	
Other Dependents	11	11	11	13	96	88	85	84	95	74	117	122	111	106	114	110	120	120	120	120	120	130	120	120	110	
Total Overlap Between Dependant Categories	92	87	83	76	69	66	62	69	61	57	47	47	20	18	21	20	20	20	20	20	20	20	20	20	20	
<b>Total Dependents</b>	<b>6,438</b>	<b>6,110</b>	<b>5,717</b>	<b>5,313</b>	<b>5,026</b>	<b>4,665</b>	<b>4,324</b>	<b>3,976</b>	<b>3,657</b>	<b>3,358</b>	<b>3,167</b>	<b>2,951</b>	<b>2,591</b>	<b>2,401</b>	<b>2,335</b>	<b>2,200</b>	<b>2,100</b>	<b>2,000</b>	<b>1,800</b>	<b>1,700</b>	<b>1,600</b>	<b>1,500</b>	<b>1,500</b>	<b>1,400</b>	<b>1,300</b>	
<b>Total Veterans and Total Dependents Overlap</b>	<b>151</b>	<b>143</b>	<b>127</b>	<b>109</b>	<b>87</b>	<b>70</b>	<b>56</b>	<b>41</b>	<b>33</b>	<b>30</b>	<b>39</b>	<b>44</b>	<b>38</b>	<b>36</b>	<b>32</b>	<b>30</b>	<b>30</b>	<b>30</b>	<b>30</b>	<b>30</b>	<b>30</b>	<b>30</b>	<b>30</b>	<b>30</b>	<b>30</b>	
<b>Nett Total Clients ****</b>	<b>11,656</b>	<b>11,033</b>	<b>10,351</b>	<b>9,690</b>	<b>10,142</b>	<b>9,633</b>	<b>9,170</b>	<b>8,706</b>	<b>8,384</b>	<b>8,387</b>	<b>8,939</b>	<b>8,943</b>	<b>8,935</b>	<b>8,939</b>	<b>8,979</b>	<b>9,000</b>	<b>9,000</b>	<b>9,100</b>	<b>9,100</b>	<b>9,200</b>	<b>9,200</b>	<b>9,300</b>	<b>9,300</b>	<b>9,400</b>	<b>9,400</b>	

\* Starting on 1 January 2022, the Disability Pension has been renamed to the Disability Compensation Payment. This was done to reflect the fact that the Disability Pension is not an income support pension but is instead a compensation payment.  
 \*\* Adequate Means of Support Pensions (AMS) were granted prior to 6 June 1985. AMS is paid by DVA if the death of an ex-service man or woman is accepted to have been due to war service, and that person's death left a dependant or other near relative without adequate means of support.  
 \*\*\* DFISA was abolished on 1 January 2022, since the payment became redundant when DVA's Disability Compensation Payment and some other relevant DVA payments were exempted from means tests for social security income support.  
 \*\*\*\* From June 2014 this report contains a more complete count of total DVA clients. The previous count; Net Total Beneficiaries; included all persons receiving a VEA pension/allowance or holding a treatment or pharmaceutical entitlement card.  
 In contrast, the Nett Total Client count also includes any veteran with one or more service related disabilities accepted under the DRCA or the MRCA as well as dependent children of veterans currently receiving student payments under the VCES or MRCAETS



Date of Most Recent Actual Data : 29 December 2023



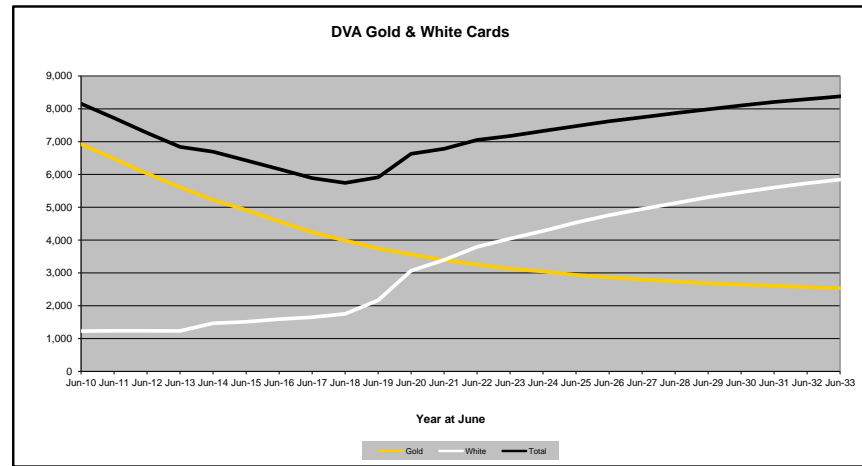
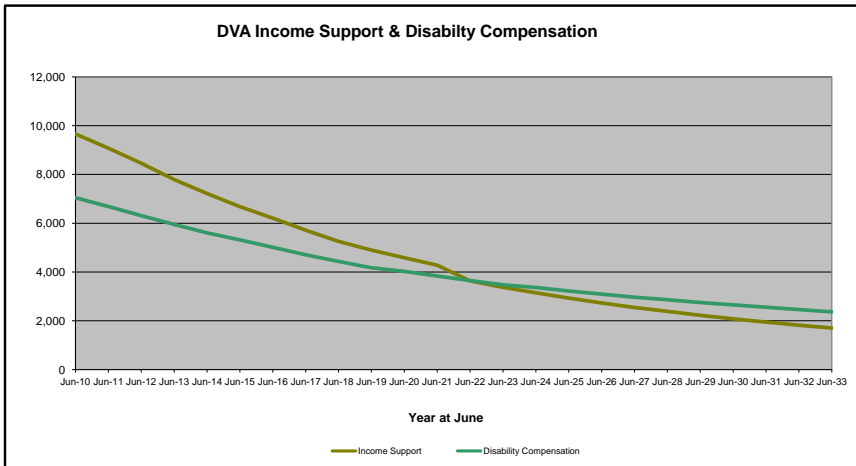
Continued next page

**DVA PROJECTED BENEFICIARY NUMBERS WITH ACTUALS TO 31 DEC 2023 - TASMANIA**

**Executive Summary of DVA Beneficiaries in Receipt of Pension(s), Allowance(s) or Health Care**

BENEFICIARY CATEGORY (Subsets of Net Total Beneficiaries on Previous Page)	ACTUAL DATA																FORECAST DATA									
	June 2010	June 2011	June 2012	June 2013	June 2014	June 2015	June 2016	June 2017	June 2018	June 2019	June 2020	June 2021	June 2022	June 2023	Dec 2023	June 2024	June 2025	June 2026	June 2027	June 2028	June 2029	June 2030	June 2031	June 2032	June 2033	
<b>Health Treatment Card Holders :</b>																										
Gold Cards	6,925	6,483	6,030	5,610	5,224	4,916	4,571	4,240	3,988	3,746	3,563	3,389	3,256	3,126	3,103	3,000	2,900	2,900	2,800	2,700	2,700	2,600	2,600	2,600	2,500	
White Cards	1,230	1,237	1,238	1,232	1,469	1,510	1,591	1,651	1,755	2,167	3,066	3,395	3,796	4,048	4,159	4,300	4,500	4,800	4,900	5,100	5,300	5,500	5,600	5,700	5,800	
<b>Total Health Treatment Cards</b>	<b>8,155</b>	<b>7,720</b>	<b>7,268</b>	<b>6,842</b>	<b>6,693</b>	<b>6,426</b>	<b>6,162</b>	<b>5,891</b>	<b>5,743</b>	<b>5,913</b>	<b>6,629</b>	<b>6,784</b>	<b>7,052</b>	<b>7,174</b>	<b>7,262</b>	<b>7,300</b>	<b>7,500</b>	<b>7,600</b>	<b>7,700</b>	<b>7,900</b>	<b>8,000</b>	<b>8,100</b>	<b>8,200</b>	<b>8,300</b>	<b>8,400</b>	
Repatriation Pharmaceutical Benefits Cards (Orange Cards)	293	255	216	184	153	128	100	76	56	40	28	23	17	12	11	10	10	0	0	0	0	0	0	0	0	
<b>Other Income Support Categories:</b>																										
Income Support Supplement	2,633	2,474	2,318	2,144	1,983	1,873	1,723	1,550	1,389	1,233	1,129	1,022	924	827	792	800	700	600	500	500	500	400	400	400	300	
Age Pensioners	106	100	99	97	96	100	97	96	105	100	96	112	116	127	125	100	100	100	100	200	200	200	200	200	200	
Commonwealth Seniors Health Cards (CSHC)	162	142	133	112	90	80	73	146	78	77	67	64	63	63	67	100	100	100	100	100	100	100	100	100	100	
Defence Force Income Support Supplement (DFISA) (a)	423	434	442	427	435	435	435	442	449	476	463	471	0	0	0	0	0	0	0	0	0	0	0	0	0	
<b>Total Income Support Beneficiaries (b)</b>	<b>9,661</b>	<b>9,077</b>	<b>8,459</b>	<b>7,790</b>	<b>7,218</b>	<b>6,681</b>	<b>6,211</b>	<b>5,716</b>	<b>5,257</b>	<b>4,900</b>	<b>4,585</b>	<b>4,275</b>	<b>3,635</b>	<b>3,373</b>	<b>3,262</b>	<b>3,100</b>	<b>2,900</b>	<b>2,700</b>	<b>2,500</b>	<b>2,400</b>	<b>2,200</b>	<b>2,100</b>	<b>1,900</b>	<b>1,800</b>	<b>1,700</b>	
<b>Total Disability Compensation Beneficiaries (c)</b>	<b>7,046</b>	<b>6,686</b>	<b>6,310</b>	<b>5,948</b>	<b>5,604</b>	<b>5,319</b>	<b>5,015</b>	<b>4,708</b>	<b>4,432</b>	<b>4,176</b>	<b>4,026</b>	<b>3,838</b>	<b>3,652</b>	<b>3,474</b>	<b>3,443</b>	<b>3,400</b>	<b>3,200</b>	<b>3,100</b>	<b>3,000</b>	<b>2,900</b>	<b>2,700</b>	<b>2,700</b>	<b>2,600</b>	<b>2,500</b>	<b>2,400</b>	

- (a) - DFISA was abolished on 1 January 2022, since the payment became redundant when DVA's Disability Compensation Payment and some other relevant DVA payments were exempted from means tests for social security income support.
- (b) - Includes veteran service pensions, dependant service pensions, income support supplement, age pensions, commonwealth seniors health cards and DFISA recipients.
- (c) - Includes disability, war widow, orphan and adequate means of support pensions.



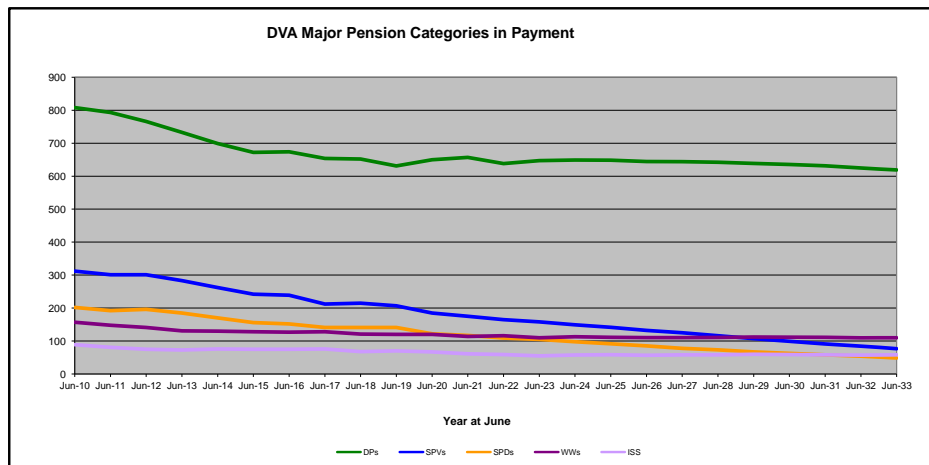
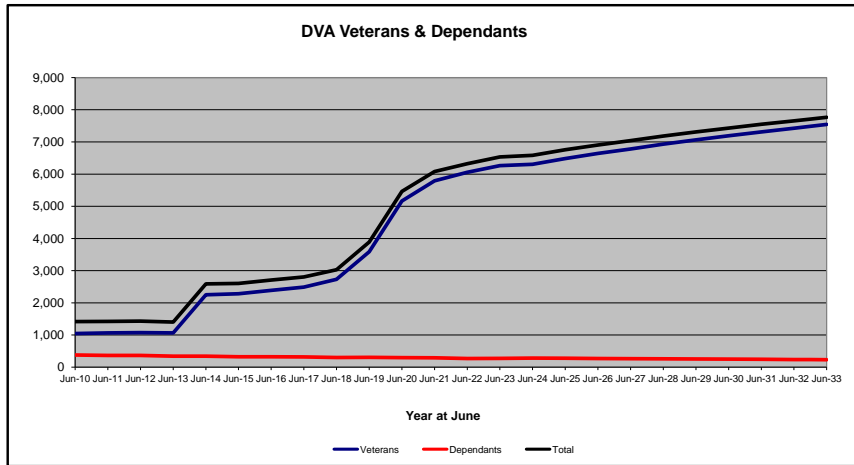
Date of Most Recent Actual Data : 29 December 2023

**DVA PROJECTED BENEFICIARY NUMBERS WITH ACTUALS TO 31 DEC 2023 - NORTHERN TERRITORY**

**Executive Summary of DVA Beneficiaries in Receipt of Pension(s), Allowance(s) or Health Care**

BENEFICIARY CATEGORY	ACTUAL DATA																FORECAST DATA									
	June 2010	June 2011	June 2012	June 2013	June 2014	June 2015	June 2016	June 2017	June 2018	June 2019	June 2020	June 2021	June 2022	June 2023	Dec 2023	June 2024	June 2025	June 2026	June 2027	June 2028	June 2029	June 2030	June 2031	June 2032	June 2033	
<b>Veterans :</b>																										
Disability Compensation Payment Recipients*	808	793	766	733	699	672	674	654	652	631	650	657	638	647	650	650	650	640	640	640	640	640	630	620	620	
Age Pension Veterans (Included Above)	2	3	3	3	3	4	4	7	6	9	8	8	8	11	11	10	10	20	20	20	20	30	30	30		
Service Pension Veterans	312	301	301	283	262	242	239	212	215	207	185	175	165	158	152	150	140	130	120	120	110	100	90	80		
Disability Compensation Payment Recipient & Service Pension Veteran Overlap*	198	186	188	181	165	156	152	133	137	135	120	119	108	103	99	100	90	90	80	80	70	70	60	50		
Treatment Cards, Allowances or Accepted Disabilities Only	123	156	194	228	1,452	1,524	1,627	1,755	1,999	2,885	4,452	5,079	5,363	5,560	5,511	5,600	5,790	5,950	6,100	6,250	6,390	6,520	6,650	6,770		
MRCA Veterans	n/a	n/a	n/a	n/a	716	798	932	1,038	1,149	1,478	1,751	2,011	2,038	2,210	2,395	2,470	2,640	2,790	2,940	3,100	3,250	3,390	3,540	3,670		
DRCA Veterans	n/a	n/a	n/a	n/a	1,192	1,182	1,183	1,174	1,151	1,117	1,093	1,079	1,078	1,070	1,059	1,060	1,080	1,090	1,100	1,110	1,110	1,110	1,110	1,110		
<b>Total Veterans</b>	<b>1,045</b>	<b>1,064</b>	<b>1,073</b>	<b>1,063</b>	<b>2,248</b>	<b>2,282</b>	<b>2,388</b>	<b>2,488</b>	<b>2,729</b>	<b>3,588</b>	<b>5,167</b>	<b>5,792</b>	<b>6,058</b>	<b>6,262</b>	<b>6,214</b>	<b>6,310</b>	<b>6,480</b>	<b>6,640</b>	<b>6,780</b>	<b>6,930</b>	<b>7,070</b>	<b>7,190</b>	<b>7,310</b>	<b>7,430</b>		
<b>Dependants :</b>																										
Service Pension Dependants	202	192	196	185	170	156	152	141	141	141	122	117	109	105	102	100	90	90	80	70	70	60	60	50		
War Widow(er)s	157	148	141	131	130	128	127	128	121	120	120	114	116	110	114	110	110	110	110	110	110	110	110	110		
Orphans	0	0	0	0	0	0	0	3	3	2	2	2	2	2	2	0	0	0	0	0	0	0	0	0		
Adequate Means of Support (AMS) **	1	1	1	1	1	1	1	1	1	1	0	0	0	0	0	0	0	0	0	0	0	0	0	0		
Age Pension Partners	3	5	5	4	3	4	4	4	5	5	4	5	4	5	4	4	4	4	4	4	4	4	4	4		
Commonwealth Seniors Health Cards (CSHC) Dependants	17	15	13	14	14	13	13	18	9	8	8	7	8	6	6	10	10	10	10	0	0	0	0	0		
Defence Force Income Support Supplement (DFISA) Dependants ***	12	13	17	18	16	21	26	23	24	21	22	22	0	0	0	0	0	0	0	0	0	0	0	0		
MRCA Dependants	n/a	n/a	n/a	n/a	2	1	1	0	0	0	1	2	3	5	10	10	10	10	10	10	10	10	10	10		
Other Dependants	1	2	2	2	19	13	11	12	6	14	26	31	32	47	55	60	60	60	60	60	60	60	60	60		
Total Overlap Between Dependant Categories	15	14	13	12	12	12	11	10	10	9	8	6	5	3	3	0	0	0	0	0	0	0	0	0		
<b>Total Dependants</b>	<b>378</b>	<b>362</b>	<b>362</b>	<b>343</b>	<b>343</b>	<b>325</b>	<b>324</b>	<b>320</b>	<b>300</b>	<b>303</b>	<b>297</b>	<b>292</b>	<b>269</b>	<b>275</b>	<b>285</b>	<b>280</b>	<b>280</b>	<b>270</b>	<b>270</b>	<b>260</b>	<b>250</b>	<b>250</b>	<b>240</b>	<b>240</b>		
<b>Total Veterans and Total Dependants Overlap</b>	<b>5</b>	<b>5</b>	<b>4</b>	<b>4</b>	<b>4</b>	<b>4</b>	<b>4</b>	<b>4</b>	<b>2</b>	<b>2</b>	<b>3</b>	<b>4</b>	<b>4</b>	<b>2</b>	<b>3</b>	<b>0</b>	<b>0</b>	<b>10</b>	<b>10</b>	<b>10</b>	<b>10</b>	<b>10</b>	<b>10</b>	<b>10</b>		
<b>Nett Total Clients ****</b>	<b>1,418</b>	<b>1,421</b>	<b>1,431</b>	<b>1,402</b>	<b>2,587</b>	<b>2,603</b>	<b>2,708</b>	<b>2,804</b>	<b>3,027</b>	<b>3,889</b>	<b>5,461</b>	<b>6,080</b>	<b>6,323</b>	<b>6,535</b>	<b>6,496</b>	<b>6,580</b>	<b>6,760</b>	<b>6,900</b>	<b>7,040</b>	<b>7,180</b>	<b>7,310</b>	<b>7,430</b>	<b>7,550</b>	<b>7,650</b>		

\* Starting on 1 January 2022, the Disability Pension has been renamed to the Disability Compensation Payment. This was done to reflect the fact that the Disability Pension is not an income support pension but is instead a compensation payment.  
 \*\* Adequate Means of Support Pensions (AMS) were granted prior to 6 June 1985. AMS is paid by DVA if the death of an ex-service man or woman is accepted to have been due to war service, and that person's death left a dependant or other near relative without adequate means of support.  
 \*\*\* DFISA was abolished on 1 January 2022, since the payment became redundant when DVA's Disability Compensation Payment and some other relevant DVA payments were exempted from means tests for social security income support.  
 \*\*\*\* From June 2014 this report contains a more complete count of total DVA clients. The previous count; Net Total Beneficiaries; included all persons receiving a VEA pension/allowance or holding a treatment or pharmaceutical entitlement card.  
 In contrast, the Nett Total Client count also includes any veteran with one or more service related disabilities accepted under the DRCA or the MRCA as well as dependent children of veterans currently receiving student payments under the VCES or MRCAETS



Date of Most Recent Actual Data : 29 December 2023

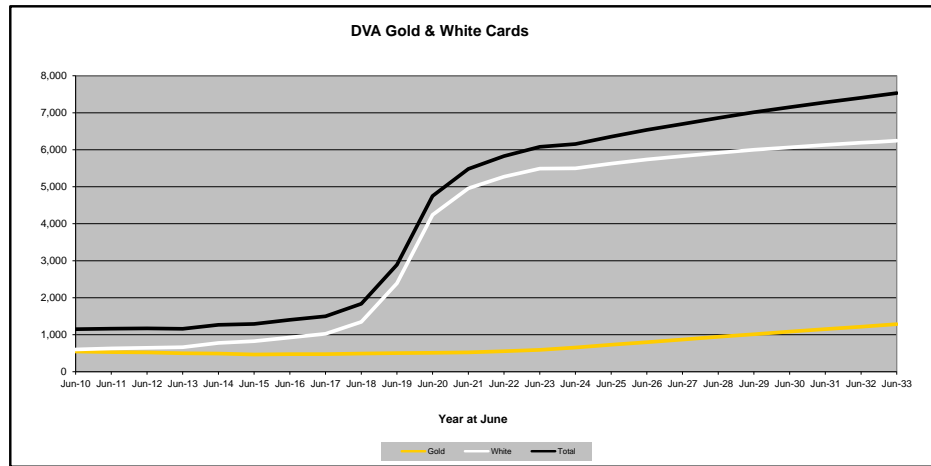
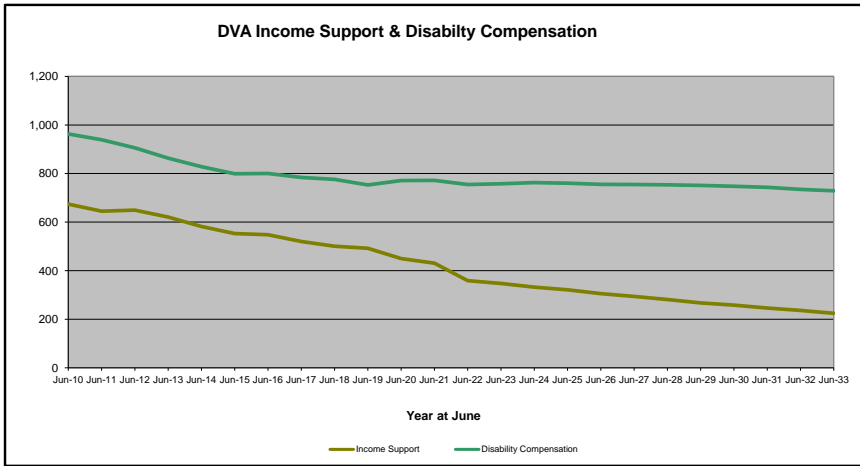
Continued next page

**DVA PROJECTED BENEFICIARY NUMBERS WITH ACTUALS TO 31 DEC 2023 - NORTHERN TERRITORY**

**Executive Summary of DVA Beneficiaries in Receipt of Pension(s), Allowance(s) or Health Care**

BENEFICIARY CATEGORY (Subsets of Net Total Beneficiaries on Previous Page)	ACTUAL DATA																FORECAST DATA									
	June 2010	June 2011	June 2012	June 2013	June 2014	June 2015	June 2016	June 2017	June 2018	June 2019	June 2020	June 2021	June 2022	June 2023	Dec 2023	June 2024	June 2025	June 2026	June 2027	June 2028	June 2029	June 2030	June 2031	June 2032	June 2033	
<b>Health Treatment Card Holders :</b>																										
Gold Cards	548	532	525	498	490	465	476	474	491	502	511	524	556	591	623	650	730	800	870	940	1,010	1,080	1,150	1,210	1,290	
White Cards	602	632	648	661	777	826	925	1,023	1,346	2,390	4,239	4,957	5,271	5,488	5,424	5,500	5,630	5,740	5,830	5,920	6,000	6,060	6,130	6,190	6,240	
<b>Total Health Treatment Cards</b>	<b>1,150</b>	<b>1,164</b>	<b>1,173</b>	<b>1,159</b>	<b>1,267</b>	<b>1,291</b>	<b>1,401</b>	<b>1,497</b>	<b>1,837</b>	<b>2,892</b>	<b>4,750</b>	<b>5,481</b>	<b>5,827</b>	<b>6,079</b>	<b>6,047</b>	<b>6,150</b>	<b>6,350</b>	<b>6,530</b>	<b>6,700</b>	<b>6,860</b>	<b>7,010</b>	<b>7,150</b>	<b>7,280</b>	<b>7,400</b>	<b>7,530</b>	
Repatriation Pharmaceutical Benefits Cards (Orange Cards)	20	18	18	14	10	7	7	4	4	2	1	1	1	0	0	0	0	0	0	0	0	0	0	0	0	
<b>Other Income Support Categories:</b>																										
Income Support Supplement	89	81	75	73	76	75	75	76	68	70	67	61	59	55	58	60	60	60	60	60	60	60	60	60	60	
Age Pensioners	5	8	8	7	6	8	8	11	11	14	13	12	13	16	15	10	20	20	20	20	30	30	30	30	30	
Commonwealth Seniors Health Cards (CSHC)	29	26	23	26	25	23	22	33	16	13	13	12	13	13	12	10	10	10	10	10	10	10	10	10	10	
Defence Force Income Support Supplement (DFISA) (a)	40	41	50	51	47	55	58	54	60	60	60	63	0	0	0	0	0	0	0	0	0	0	0	0	0	
<b>Total Income Support Beneficiaries (b)</b>	<b>674</b>	<b>645</b>	<b>650</b>	<b>621</b>	<b>582</b>	<b>553</b>	<b>548</b>	<b>520</b>	<b>501</b>	<b>492</b>	<b>450</b>	<b>431</b>	<b>359</b>	<b>347</b>	<b>339</b>	<b>330</b>	<b>320</b>	<b>310</b>	<b>290</b>	<b>280</b>	<b>270</b>	<b>260</b>	<b>250</b>	<b>240</b>	<b>220</b>	
<b>Total Disability Compensation Beneficiaries (c)</b>	<b>963</b>	<b>939</b>	<b>910</b>	<b>863</b>	<b>828</b>	<b>799</b>	<b>800</b>	<b>784</b>	<b>776</b>	<b>753</b>	<b>771</b>	<b>772</b>	<b>755</b>	<b>758</b>	<b>765</b>	<b>760</b>	<b>760</b>	<b>760</b>	<b>750</b>	<b>750</b>	<b>750</b>	<b>750</b>	<b>740</b>	<b>730</b>	<b>730</b>	

- (a) - DFISA was abolished on 1 January 2022, since the payment became redundant when DVA's Disability Compensation Payment and some other relevant DVA payments were exempted from means tests for social security income support.
- (b) - Includes veteran service pensions, dependant service pensions, income support supplement, age pensions, commonwealth seniors health cards and DFISA recipients.
- (c) - Includes disability, war widow, orphan and adequate means of support pensions.



Date of Most Recent Actual Data : 29 December 2023

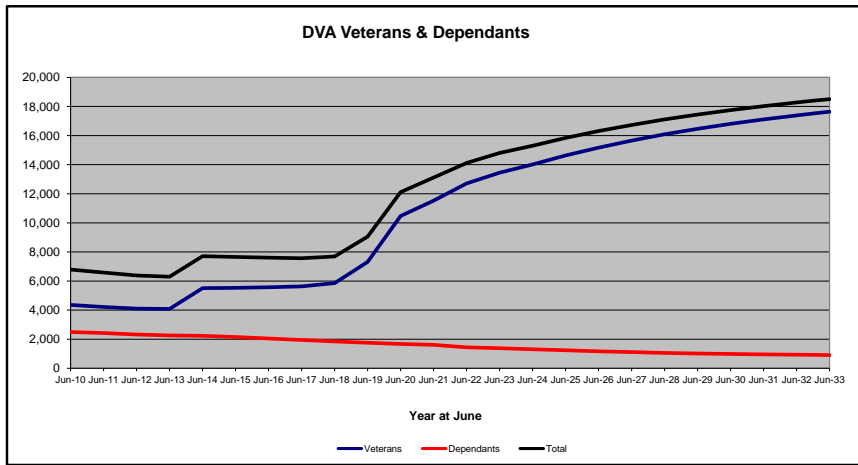


**DVA PROJECTED BENEFICIARY NUMBERS WITH ACTUALS TO 31 DEC 2023 - AUSTRALIAN CAPITAL TERRITORY**

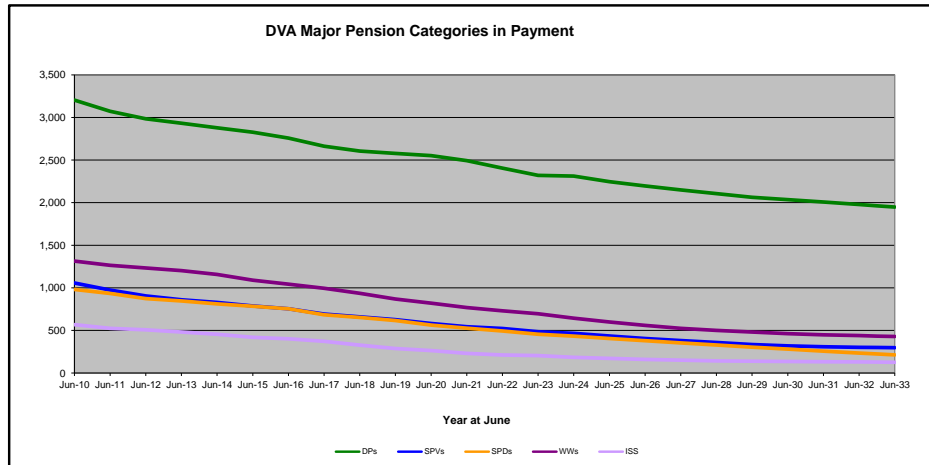
**Executive Summary of DVA Beneficiaries in Receipt of Pension(s), Allowance(s) or Health Care**

BENEFICIARY CATEGORY	ACTUAL DATA																FORECAST DATA									
	June 2010	June 2011	June 2012	June 2013	June 2014	June 2015	June 2016	June 2017	June 2018	June 2019	June 2020	June 2021	June 2022	June 2023	Dec 2023	June 2024	June 2025	June 2026	June 2027	June 2028	June 2029	June 2030	June 2031	June 2032	June 2033	
<b>Veterans :</b>																										
Disability Compensation Payment Recipients*	3,204	3,072	2,984	2,932	2,879	2,827	2,758	2,663	2,606	2,579	2,553	2,493	2,406	2,320	2,348	2,300	2,200	2,200	2,100	2,100	2,100	2,000	2,000	2,000	1,900	
Age Pension Veterans (Included Above)	22	22	24	25	26	25	28	23	22	23	23	23	28	31	29	30	30	30	40	40	40	50	50	50	50	
Service Pension Veterans	1,057	974	905	860	829	788	754	692	660	626	581	544	522	485	482	500	400	400	400	400	300	300	300	300	300	
Disability Compensation Payment Recipient & Service Pension Veteran Overlap*	707	656	617	580	565	547	533	489	470	448	410	383	362	338	336	320	300	280	260	240	220	210	200	180	170	
Treatment Cards, Allowances or Accepted Disabilities Only	803	821	836	867	2,364	2,461	2,589	2,769	3,060	4,558	7,748	8,873	10,139	10,984	11,212	11,570	12,250	12,850	13,380	13,860	14,290	14,660	14,990	15,290	15,570	
MRCA Veterans	n/a	n/a	n/a	n/a	714	824	953	1,126	1,319	1,658	2,044	2,353	2,646	3,106	3,468	3,680	4,100	4,490	4,870	5,260	5,620	5,960	6,300	6,630	6,950	
DRCA Veterans	n/a	n/a	n/a	n/a	2,492	2,533	2,539	2,550	2,556	2,642	2,742	2,760	2,784	2,794	2,833	2,850	2,880	2,910	2,940	2,970	2,990	3,010	3,030	3,040	3,040	
<b>Total Veterans</b>	<b>4,357</b>	<b>4,211</b>	<b>4,108</b>	<b>4,079</b>	<b>5,507</b>	<b>5,529</b>	<b>5,568</b>	<b>5,635</b>	<b>5,856</b>	<b>7,315</b>	<b>10,472</b>	<b>11,527</b>	<b>12,705</b>	<b>13,451</b>	<b>13,706</b>	<b>14,000</b>	<b>14,600</b>	<b>15,200</b>	<b>15,700</b>	<b>16,100</b>	<b>16,500</b>	<b>16,800</b>	<b>17,100</b>	<b>17,400</b>	<b>17,600</b>	
<b>Dependants :</b>																										
Service Pension Dependants	981	934	873	846	812	784	754	683	652	616	562	527	493	455	450	430	410	380	350	330	300	280	260	230	210	
War Widow(er)s	1,314	1,265	1,233	1,203	1,158	1,089	1,044	994	936	868	821	769	731	695	667	600	600	600	500	500	500	400	400	400	400	
Orphans	6	8	8	7	7	3	4	3	4	7	8	8	8	8	8	10	10	10	10	10	0	0	0	0	0	
Adequate Means of Support (AMS) **	6	6	6	6	6	6	5	4	4	3	2	2	2	1	1	0	0	0	0	0	0	0	0	0	0	
Age Pension Partners	14	13	14	15	17	18	19	20	21	20	19	20	23	26	27	0	0	0	0	0	0	0	0	0	0	
Commonwealth Seniors Health Cards (CSHC) Dependants	116	126	122	124	104	97	87	105	85	84	76	75	76	79	76	100	100	100	100	100	100	100	0	0	0	
Defence Force Income Support Supplement (DFISA) Dependants ***	113	117	116	121	115	135	127	119	117	123	119	125	0	0	0	0	0	0	0	0	0	0	0	0	0	
MRCA Dependants	n/a	n/a	n/a	n/a	8	9	10	14	18	18	25	21	20	20	20	22	25	27	31	33	36	38	40	42	45	
Other Dependants	11	20	21	15	59	60	53	49	57	67	86	106	114	124	128	100	100	100	100	100	100	200	200	200		
Total Overlap Between Dependant Categories	68	70	72	72	59	53	54	48	47	47	43	41	29	27	24	20	20	20	20	20	20	20	20	20	20	
<b>Total Dependants</b>	<b>2,493</b>	<b>2,419</b>	<b>2,321</b>	<b>2,265</b>	<b>2,227</b>	<b>2,148</b>	<b>2,049</b>	<b>1,943</b>	<b>1,847</b>	<b>1,759</b>	<b>1,675</b>	<b>1,612</b>	<b>1,438</b>	<b>1,381</b>	<b>1,353</b>	<b>1,300</b>	<b>1,200</b>	<b>1,200</b>	<b>1,100</b>	<b>1,100</b>	<b>1,000</b>	<b>1,000</b>	<b>900</b>	<b>900</b>		
<b>Total Veterans and Total Dependants Overlap</b>	<b>60</b>	<b>51</b>	<b>48</b>	<b>47</b>	<b>23</b>	<b>19</b>	<b>15</b>	<b>16</b>	<b>16</b>	<b>19</b>	<b>31</b>	<b>25</b>	<b>26</b>	<b>25</b>	<b>27</b>	<b>30</b>	<b>30</b>	<b>30</b>	<b>30</b>	<b>40</b>	<b>40</b>	<b>40</b>	<b>40</b>	<b>50</b>		
<b>Nett Total Clients ****</b>	<b>6,790</b>	<b>6,579</b>	<b>6,381</b>	<b>6,297</b>	<b>7,711</b>	<b>7,658</b>	<b>7,602</b>	<b>7,562</b>	<b>7,687</b>	<b>9,055</b>	<b>12,116</b>	<b>13,114</b>	<b>14,117</b>	<b>14,807</b>	<b>15,032</b>	<b>15,300</b>	<b>15,800</b>	<b>16,300</b>	<b>16,700</b>	<b>17,100</b>	<b>17,400</b>	<b>17,800</b>	<b>18,000</b>	<b>18,300</b>	<b>18,500</b>	

\* Starting on 1 January 2022, the Disability Pension has been renamed to the Disability Compensation Payment. This was done to reflect the fact that the Disability Pension is not an income support pension but is instead a compensation payment.  
 \*\* Adequate Means of Support Pensions (AMS) were granted prior to 6 June 1985. AMS is paid by DVA if the death of an ex-service man or woman is accepted to have been due to war service, and that person's death left a dependant or other near relative without adequate means of support.  
 \*\*\* DFISA was abolished on 1 January 2022, since the payment became redundant when DVA's Disability Compensation Payment and some other relevant DVA payments were exempted from means tests for social security income support.  
 \*\*\*\* From June 2014 this report contains a more complete count of total DVA clients. The previous count; Net Total Beneficiaries; included all persons receiving a VEA pension/allowance or holding a treatment or pharmaceutical entitlement card.  
 In contrast, the Nett Total Client count also includes any veteran with one or more service related disabilities accepted under the DRCA or the MRCA as well as dependent children of veterans currently receiving student payments under the VCES or MRCAETS



Date of Most Recent Actual Data : 29 December 2023



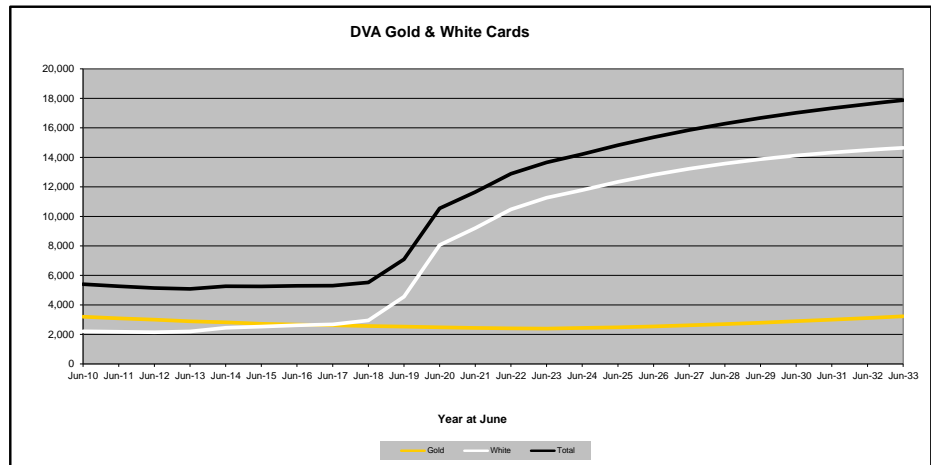
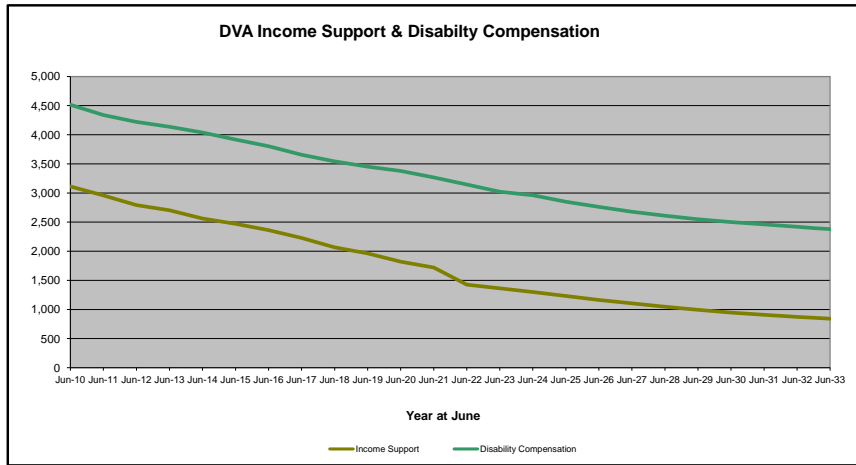
Continued next page

**DVA PROJECTED BENEFICIARY NUMBERS WITH ACTUALS TO 31 DEC 2023 - AUSTRALIAN CAPITAL TERRITORY**

**Executive Summary of DVA Beneficiaries in Receipt of Pension(s), Allowance(s) or Health Care**

BENEFICIARY CATEGORY (Subsets of Net Total Beneficiaries on Previous Page)	ACTUAL DATA															FORECAST DATA									
	June 2010	June 2011	June 2012	June 2013	June 2014	June 2015	June 2016	June 2017	June 2018	June 2019	June 2020	June 2021	June 2022	June 2023	Dec 2023	June 2024	June 2025	June 2026	June 2027	June 2028	June 2029	June 2030	June 2031	June 2032	June 2033
<b>Health Treatment Card Holders :</b>																									
Gold Cards	3,195	3,085	2,996	2,889	2,819	2,721	2,673	2,623	2,574	2,529	2,485	2,439	2,411	2,396	2,422	2,400	2,500	2,500	2,600	2,700	2,800	2,900	3,000	3,100	3,200
White Cards	2,209	2,180	2,149	2,197	2,449	2,532	2,621	2,683	2,948	4,561	8,057	9,212	10,475	11,260	11,482	11,800	12,300	12,800	13,200	13,600	13,900	14,100	14,300	14,500	14,600
<b>Total Health Treatment Cards</b>	<b>5,404</b>	<b>5,265</b>	<b>5,145</b>	<b>5,086</b>	<b>5,268</b>	<b>5,253</b>	<b>5,294</b>	<b>5,306</b>	<b>5,522</b>	<b>7,090</b>	<b>10,542</b>	<b>11,651</b>	<b>12,886</b>	<b>13,656</b>	<b>13,904</b>	<b>14,200</b>	<b>14,800</b>	<b>15,400</b>	<b>15,800</b>	<b>16,300</b>	<b>16,700</b>	<b>17,000</b>	<b>17,300</b>	<b>17,600</b>	<b>17,900</b>
Repatriation Pharmaceutical Benefits Cards (Orange Cards)	148	120	106	94	78	64	50	34	27	20	17	13	11	8	7	10	0	0	0	0	0	0	0	0	0
<b>Other Income Support Categories:</b>																									
Income Support Supplement	568	525	507	481	456	419	402	373	328	288	264	231	212	204	187	180	170	160	150	140	140	140	130	130	130
Age Pensioners	36	35	38	40	43	43	47	43	43	43	42	43	51	57	56	60	60	60	60	60	70	70	70	80	80
Commonwealth Seniors Health Cards (CSHC)	247	266	247	246	201	184	166	210	160	160	147	144	148	163	163	200	200	200	200	200	100	100	100	100	100
Defence Force Income Support Supplement (DFISA) (a)	254	255	255	266	258	287	282	258	255	264	260	266	0	0	0	0	0	0	0	0	0	0	0	0	0
<b>Total Income Support Beneficiaries (b)</b>	<b>3,112</b>	<b>2,958</b>	<b>2,791</b>	<b>2,703</b>	<b>2,563</b>	<b>2,471</b>	<b>2,363</b>	<b>2,227</b>	<b>2,066</b>	<b>1,962</b>	<b>1,822</b>	<b>1,720</b>	<b>1,426</b>	<b>1,364</b>	<b>1,338</b>	<b>1,300</b>	<b>1,200</b>	<b>1,200</b>	<b>1,100</b>	<b>1,000</b>	<b>1,000</b>	<b>900</b>	<b>900</b>	<b>900</b>	<b>800</b>
<b>Total Disability Compensation Beneficiaries (c)</b>	<b>4,515</b>	<b>4,340</b>	<b>4,221</b>	<b>4,137</b>	<b>4,039</b>	<b>3,916</b>	<b>3,803</b>	<b>3,656</b>	<b>3,543</b>	<b>3,452</b>	<b>3,378</b>	<b>3,268</b>	<b>3,145</b>	<b>3,022</b>	<b>3,021</b>	<b>3,000</b>	<b>2,800</b>	<b>2,800</b>	<b>2,700</b>	<b>2,600</b>	<b>2,500</b>	<b>2,500</b>	<b>2,400</b>	<b>2,400</b>	<b>2,400</b>

- (a) - DFISA was abolished on 1 January 2022, since the payment became redundant when DVA's Disability Compensation Payment and some other relevant DVA payments were exempted from means tests for social security income support.
- (b) - Includes veteran service pensions, dependant service pensions, income support supplement, age pensions, commonwealth seniors health cards and DFISA recipients.
- (c) - Includes disability, war widow, orphan and adequate means of support pensions.



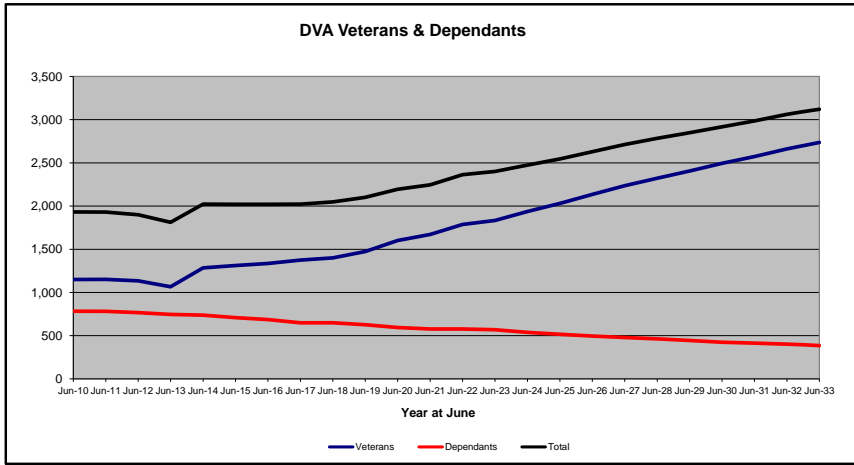
Date of Most Recent Actual Data : 29 December 2023

**DVA PROJECTED BENEFICIARY NUMBERS WITH ACTUALS TO 31 DEC 2023 - OVERSEAS**

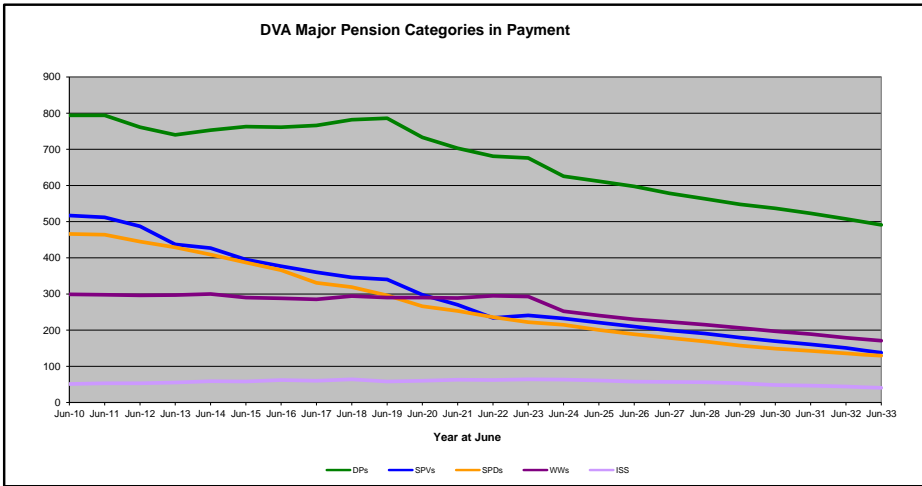
**Executive Summary of DVA Beneficiaries in Receipt of Pension(s), Allowance(s) or Health Care**

BENEFICIARY CATEGORY	ACTUAL DATA																FORECAST DATA									
	June 2010	June 2011	June 2012	June 2013	June 2014	June 2015	June 2016	June 2017	June 2018	June 2019	June 2020	June 2021	June 2022	June 2023	Dec 2023	June 2024	June 2025	June 2026	June 2027	June 2028	June 2029	June 2030	June 2031	June 2032	June 2033	
<b>Veterans :</b>																										
Disability Compensation Payment Recipients*	794	794	761	740	753	763	761	766	782	786	733	703	681	676	636	630	610	600	580	560	550	540	520	510	490	
Age Pension Veterans (Included Above)	2	3	4	5	4	3	5	8	8	11	10	8	13	11	12	10	10	10	20	20	20	20	20	20	20	
Service Pension Veterans	517	512	487	437	427	395	377	360	346	340	298	270	234	241	240	230	220	210	200	190	180	170	160	150	140	
Disability Compensation Payment Recipient & Service Pension Veteran Overlap*	185	204	196	192	188	181	177	178	186	189	163	148	133	144	143	140	130	120	110	110	100	100	90	80		
Treatment Cards, Allowances or Accepted Disabilities Only	23	49	82	81	291	335	375	426	458	537	733	846	1,006	1,060	1,151	1,220	1,330	1,450	1,580	1,680	1,790	1,890	1,990	2,090		
MRCA Veterans	n/a	n/a	n/a	n/a	93	134	167	208	243	289	333	373	431	500	546	590	660	740	830	920	990	1,070	1,150	1,240		
DRCA Veterans	n/a	n/a	n/a	n/a	403	437	450	475	504	518	518	533	535	548	557	570	580	590	600	610	610	620	620	630	630	
<b>Total Veterans</b>	<b>1,149</b>	<b>1,151</b>	<b>1,134</b>	<b>1,066</b>	<b>1,285</b>	<b>1,312</b>	<b>1,336</b>	<b>1,374</b>	<b>1,400</b>	<b>1,474</b>	<b>1,601</b>	<b>1,671</b>	<b>1,788</b>	<b>1,833</b>	<b>1,884</b>	<b>1,940</b>	<b>2,030</b>	<b>2,130</b>	<b>2,240</b>	<b>2,320</b>	<b>2,410</b>	<b>2,490</b>	<b>2,570</b>	<b>2,660</b>	<b>2,740</b>	
<b>Dependants :</b>																										
Service Pension Dependants	466	464	445	429	409	387	366	331	319	296	266	253	236	222	220	210	200	190	180	170	160	150	140	140	130	
War Widow(er)s	299	298	296	297	300	290	288	285	294	290	289	295	293	293	256	250	240	230	220	220	210	200	190	180	170	
Orphans	9	10	10	9	11	10	9	11	11	8	5	6	7	11	8	10	10	10	10	10	10	0	0	0	0	
Adequate Means of Support (AMS) **	1	1	1	1	1	1	1	1	1	1	1	1	1	0	0	0	0	0	0	0	0	0	0	0	0	
Age Pension Partners	1	1	1	1	1	1	3	3	1	1	1	1	1	2	2	0	0	0	0	0	0	0	0	0	0	
Commonwealth Seniors Health Cards (CSHC) Dependants	1	1	1	1	1	1	1	1	1	1	0	0	1	1	0	0	0	0	0	0	0	0	0	0	0	
Defence Force Income Support Supplement (DFISA) Dependants ***	6	7	7	4	3	3	4	6	7	3	5	0	0	0	0	0	0	0	0	0	0	0	0	0	0	
MRCA Dependants	n/a	n/a	n/a	n/a	2	2	2	1	2	1	1	6	4	6	10	10	10	10	10	10	10	10	10	10	10	
Other Dependants	2	1	7	6	12	16	16	13	15	23	29	22	30	35	55	60	60	60	60	60	70	60	70	70		
Total Overlap Between Dependant Categories	2	2	2	2	2	2	4	4	2	2	1	0	0	0	0	0	0	0	0	0	0	0	0	0	0	
<b>Total Dependants</b>	<b>783</b>	<b>781</b>	<b>766</b>	<b>746</b>	<b>738</b>	<b>709</b>	<b>686</b>	<b>648</b>	<b>648</b>	<b>627</b>	<b>595</b>	<b>577</b>	<b>577</b>	<b>568</b>	<b>547</b>	<b>540</b>	<b>520</b>	<b>490</b>	<b>480</b>	<b>460</b>	<b>440</b>	<b>420</b>	<b>410</b>	<b>400</b>	<b>380</b>	
<b>Total Veterans and Total Dependants Overlap</b>	<b>0</b>	<b>1</b>	<b>0</b>	<b>0</b>	<b>0</b>	<b>0</b>	<b>1</b>	<b>0</b>	<b>0</b>	<b>1</b>	<b>2</b>	<b>2</b>	<b>1</b>	<b>1</b>	<b>1</b>	<b>0</b>	<b>0</b>	<b>0</b>	<b>0</b>	<b>0</b>	<b>0</b>	<b>0</b>	<b>0</b>	<b>0</b>	<b>0</b>	
<b>Nett Total Clients ****</b>	<b>1,932</b>	<b>1,931</b>	<b>1,900</b>	<b>1,812</b>	<b>2,023</b>	<b>2,021</b>	<b>2,021</b>	<b>2,022</b>	<b>2,048</b>	<b>2,100</b>	<b>2,194</b>	<b>2,246</b>	<b>2,364</b>	<b>2,400</b>	<b>2,430</b>	<b>2,470</b>	<b>2,550</b>	<b>2,630</b>	<b>2,710</b>	<b>2,780</b>	<b>2,850</b>	<b>2,920</b>	<b>2,980</b>	<b>3,060</b>	<b>3,120</b>	

\* Starting on 1 January 2022, the Disability Pension has been renamed to the Disability Compensation Payment. This was done to reflect the fact that the Disability Pension is not an income support pension but is instead a compensation payment.  
 \*\* Adequate Means of Support Pensions (AMS) were granted prior to 6 June 1985. AMS is paid by DVA if the death of an ex-service man or woman is accepted to have been due to war service, and that person's death left a dependant or other near relative without adequate means of support.  
 \*\*\* DFISA was abolished on 1 January 2022, since the payment became redundant when DVA's Disability Compensation Payment and some other relevant DVA payments were exempted from means tests for social security income support.  
 \*\*\*\* From June 2014 this report contains a more complete count of total DVA clients. The previous count; Net Total Beneficiaries; included all persons receiving a VEA pension/allowance or holding a treatment or pharmaceutical entitlement card.  
 In contrast, the Nett Total Client count also includes any veteran with one or more service related disabilities accepted under the DRCA or the MRCA as well as dependent children of veterans currently receiving student payments under the VCES or MRCAETS



Date of Most Recent Actual Data : 29 December 2023



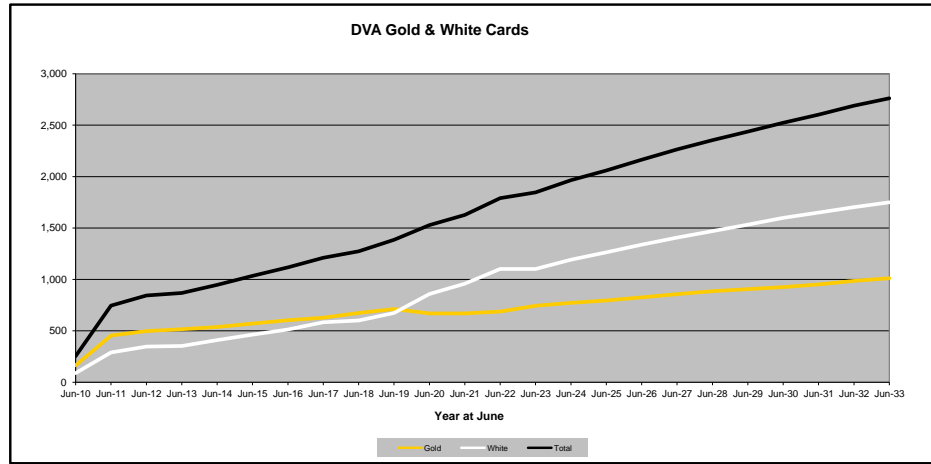
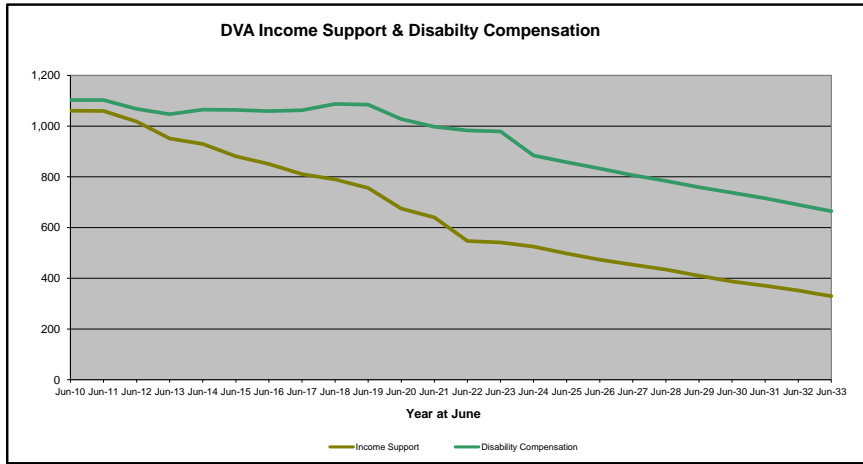
Continued next page

**DVA PROJECTED BENEFICIARY NUMBERS WITH ACTUALS TO 31 DEC 2023 - OVERSEAS**

**Executive Summary of DVA Beneficiaries in Receipt of Pension(s), Allowance(s) or Health Care**

BENEFICIARY CATEGORY (Subsets of Net Total Beneficiaries on Previous Page)	ACTUAL DATA																FORECAST DATA									
	June 2010	June 2011	June 2012	June 2013	June 2014	June 2015	June 2016	June 2017	June 2018	June 2019	June 2020	June 2021	June 2022	June 2023	Dec 2023	June 2024	June 2025	June 2026	June 2027	June 2028	June 2029	June 2030	June 2031	June 2032	June 2033	
<b>Health Treatment Card Holders :</b>																										
Gold Cards	165	455	497	516	537	571	603	628	674	713	670	669	688	744	762	770	800	830	860	880	910	930	950	990	1,010	
White Cards	89	290	347	353	410	463	514	583	600	673	858	958	1,102	1,102	1,147	1,190	1,260	1,340	1,410	1,470	1,530	1,600	1,650	1,700	1,750	
<b>Total Health Treatment Cards</b>	<b>254</b>	<b>745</b>	<b>844</b>	<b>869</b>	<b>947</b>	<b>1,034</b>	<b>1,117</b>	<b>1,211</b>	<b>1,274</b>	<b>1,386</b>	<b>1,528</b>	<b>1,627</b>	<b>1,790</b>	<b>1,846</b>	<b>1,909</b>	<b>1,960</b>	<b>2,060</b>	<b>2,160</b>	<b>2,260</b>	<b>2,350</b>	<b>2,440</b>	<b>2,520</b>	<b>2,600</b>	<b>2,690</b>	<b>2,760</b>	
Repatriation Pharmaceutical Benefits Cards (Orange Cards)	16	50	51	42	45	37	33	28	22	18	9	4	3	2	2	0	0	0	0	0	0	0	0	0	0	
<b>Other Income Support Categories:</b>																										
Income Support Supplement	51	53	53	55	59	58	62	60	64	58	60	63	62	64	62	60	60	60	60	60	50	50	50	40	40	
Age Pensioners	3	4	5	6	5	4	8	11	9	12	11	9	14	13	14	10	10	20	20	20	20	20	20	20	20	
Commonwealth Seniors Health Cards (CSHC)	1	1	1	1	1	1	2	1	1	2	0	0	1	1	0	0	0	0	0	0	0	0	0	0	0	
Defence Force Income Support Supplement (DFISA) (a)	26	30	32	29	34	40	44	58	59	60	51	54	0	0	0	0	0	0	0	0	0	0	0	0	0	
<b>Total Income Support Beneficiaries (b)</b>	<b>1,061</b>	<b>1,060</b>	<b>1,020</b>	<b>951</b>	<b>930</b>	<b>881</b>	<b>851</b>	<b>811</b>	<b>790</b>	<b>756</b>	<b>675</b>	<b>640</b>	<b>547</b>	<b>541</b>	<b>536</b>	<b>520</b>	<b>500</b>	<b>470</b>	<b>450</b>	<b>430</b>	<b>410</b>	<b>390</b>	<b>370</b>	<b>350</b>	<b>330</b>	
<b>Total Disability Compensation Beneficiaries (c)</b>	<b>1,103</b>	<b>1,103</b>	<b>1,070</b>	<b>1,047</b>	<b>1,065</b>	<b>1,064</b>	<b>1,059</b>	<b>1,063</b>	<b>1,088</b>	<b>1,085</b>	<b>1,028</b>	<b>998</b>	<b>983</b>	<b>979</b>	<b>899</b>	<b>880</b>	<b>860</b>	<b>830</b>	<b>810</b>	<b>780</b>	<b>760</b>	<b>740</b>	<b>720</b>	<b>690</b>	<b>660</b>	

- (a) - DFISA was abolished on 1 January 2022, since the payment became redundant when DVA's Disability Compensation Payment and some other relevant DVA payments were exempted from means tests for social security income support.
- (b) - Includes veteran service pensions, dependant service pensions, income support supplement, age pensions, commonwealth seniors health cards and DFISA recipients.
- (c) - Includes disability, war widow, orphan and adequate means of support pensions.



Date of Most Recent Actual Data : 29 December 2023

## Glossary

OTHER ABBREVIATIONS	DESCRIPTION
MRCA	Military Rehabilitation and Compensation Act
DRCA	Safety, Rehabilitation and Compensation (Defence - related Claims) Act
VEA	Veterans' Entitlement Act
VCES	Veterans' Child Education Scheme
MRCSETS	Military Rehabilitation and Compensation Act Education and Training Scheme
DCP*	Disability Compensation Payment
SPV	Service Pension Veterans
SPD	Service Pension Dependants
WW	War Widow(er)s
ISS	Income Support Supplement

\* Starting on 1 January 2022, the Disability Pension has been renamed to the Disability Compensation Payment.

This was done to reflect the fact that the Disability Pension is not an income support pension but is instead a compensation payment.

\* Please note that all of the forecast data in the above table has been rounded.

As such, summing up relevant beneficiary categories to obtain totals (e.g., Total Veterans or Total Dependants) may lead to results which differ slightly to the totals reported in the above table.