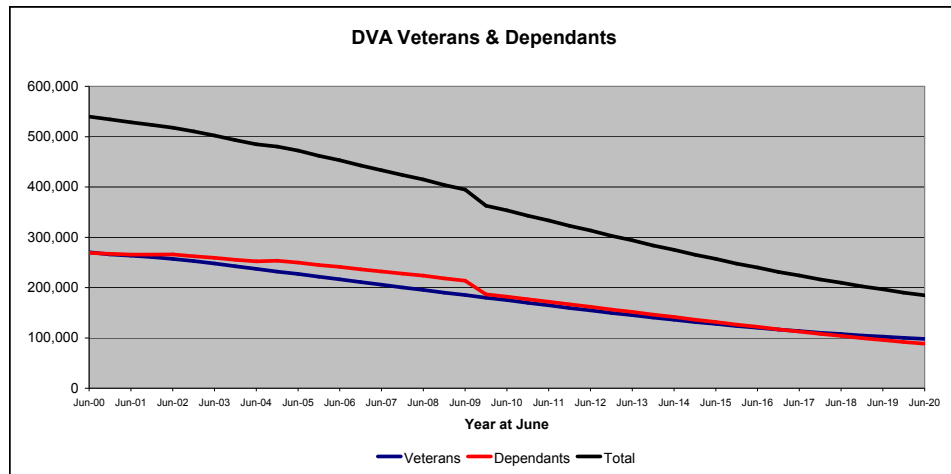


DVA PROJECTED BENEFICIARY NUMBERS WITH ACTUALS TO 30 JUNE 2009 - AUSTRALIA

Executive Summary of DVA Beneficiaries in Receipt of Pension(s), Allowance(s) or Health Care Under the Veterans' Entitlements Act 1986

BENEFICIARY CATEGORY	ACTUAL DATA											FORECAST DATA										
	June 2000	June 2001	June 2002	June 2003	June 2004	June 2005	June 2006	June 2007	June 2008	June 2009	June 2010	June 2011	June 2012	June 2013	June 2014	June 2015	June 2016	June 2017	June 2018	June 2019	June 2020	
Veterans :																						
Disability Pensioners in Payment (DP)	162,730	162,505	159,425	157,865	154,602	150,615	145,546	139,727	134,311	128,146	122,200	116,300	110,700	105,300	100,300	95,700	91,600	87,900	84,700	81,900	79,500	
Age Pension Veterans (APV) (Included Above)	n/a	n/a	4,452	4,233	3,969	3,864	3,771	3,579	3,451	3,261	3,100	2,800	2,600	2,400	2,200	2,000	1,800	1,600	1,400	1,300	1,100	
Service Pension Veterans (SPV)	165,940	161,655	155,099	147,617	138,740	130,719	122,458	113,698	108,580	102,053	95,400	88,600	81,900	75,500	69,400	63,700	58,600	53,900	49,800	46,200	43,000	
Overlap Between DPs and SPVs	87,444	88,124	87,127	85,653	83,012	79,753	75,811	71,206	69,159	65,831	62,000	58,500	55,100	51,800	48,700	45,800	43,200	40,900	38,900	37,100	35,500	
Treatment / Pharmaceutical Cards or Allowances Only Recipients	28,993	27,430	29,550	28,209	27,049	25,653	24,375	23,696	21,579	20,846	19,700	18,600	17,400	16,400	15,300	14,400	13,600	12,800	12,100	11,500	11,000	
Total Veterans	270,219	263,466	256,947	248,038	237,379	227,234	216,568	205,915	195,311	185,214	175,200	164,900	154,900	145,300	136,300	128,000	120,400	113,700	107,800	102,600	98,100	
Dependants :																						
Service Pension Dependants (SPD)	131,136	129,040	124,419	119,887	114,011	108,598	103,110	96,864	93,959	88,972	83,800	78,400	72,900	67,600	62,400	57,400	52,700	48,400	44,300	40,600	37,300	
War Widow(er)s (WW)	107,953	110,656	113,059	114,235	114,418	114,239	112,882	110,590	108,023	104,760	101,100	97,100	92,600	87,800	82,700	77,300	72,000	66,600	61,400	56,500	51,900	
Orphans (O)	410	382	344	298	270	239	222	198	193	201	190	180	170	160	160	150	150	140	140	130	130	
Children of Disabled Veterans (DC)	3,165	1,690	1,404	243	206	170	131	91	49	14	7	1	0	0	0	0	0	0	0	0	0	
Adequate Means of Support (AMS) (a)	683	657	600	576	555	539	517	500	485	469	460	450	440	430	420	410	410	400	400	390	390	
Disability Pension Wives / Widow(er)s (DPD)	56,596	51,148	47,016	43,078	39,399	35,878	32,666	29,627	26,815	24,299	0	0	0	0	0	0	0	0	0	0	0	
Commonwealth Seniors Health Cards (CSHC)	n/a	n/a	3,374	3,537	4,018	5,330	5,808	6,119	5,188	4,752	4,400	4,100	3,800	3,400	3,100	2,700	2,400	2,100	1,800	1,600	1,400	
Age Pension Partners (APP)	n/a	n/a	3,010	2,862	2,694	2,662	2,614	2,489	2,445	2,311	2,100	2,000	1,900	1,900	1,800	1,700	1,600	1,500	1,400	1,300	1,200	
Overlap Between Dependant Categories	n/a	n/a	n/a	25,912	24,060	27,801	26,039	24,201	22,993	20,594	17,500	16,600	15,600	14,700	13,700	12,700	11,800	10,900	10,000	9,200	8,400	
DFISA Dependants Only						9,444	9,061	8,993	9,691	8,285	7,100	6,200	5,500	5,100	4,700	4,500	4,400	4,400	4,400	4,600	4,600	
Other Allowances or Benefits Only	n/a	n/a	n/a	355	730	372	264	646	103	173	150	140	130	120	120	110	100	90	80	80	70	
Total Dependants	269,010	265,618	265,848	259,159	252,241	249,670	241,236	231,916	223,958	213,642	181,900	172,000	161,900	151,700	141,600	131,700	122,000	112,800	104,100	96,000	88,600	
Overlap Between Total Veterans and Dependants	n/a	n/a	4,832	4,760	4,739	4,677	4,703	4,497	4,301	4,046	3,600	3,400	3,200	3,000	2,800	2,600	2,500	2,300	2,100	2,000	1,900	
Beneficiaries - Net Total	539,873	528,699	517,963	502,437	484,881	472,227	453,101	433,334	414,968	394,810	353,500	333,500	313,500	294,000	275,100	257,000	240,000	224,200	209,700	196,600	184,800	



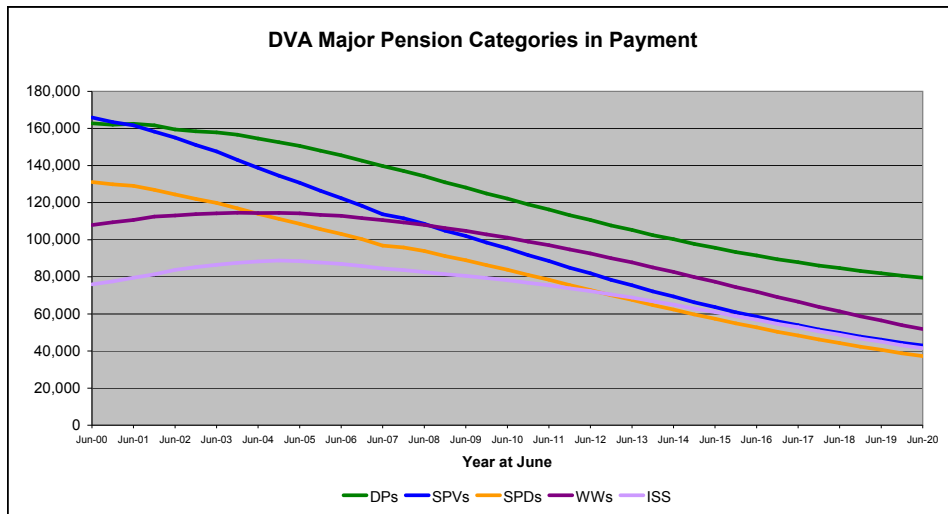
Date of Most Recent Actual Data : 3 July 2009
 Date When This Version is Current : 10 August 2009

Continued next page

DVA PROJECTED BENEFICIARY NUMBERS WITH ACTUALS TO 30 JUNE 2009 - AUSTRALIA

Executive Summary of DVA Beneficiaries in Receipt of Pension(s), Allowance(s) or Health Care Under the Veterans' Entitlements Act 1986

BENEFICIARY CATEGORY (Subsets of Net Total Beneficiaries on Previous Page)	ACTUAL DATA										FORECAST DATA										
	June 2000	June 2001	June 2002	June 2003	June 2004	June 2005	June 2006	June 2007	June 2008	June 2009	June 2010	June 2011	June 2012	June 2013	June 2014	June 2015	June 2016	June 2017	June 2018	June 2019	June 2020
Total Income Support Beneficiaries (a)	387,747	382,775	378,108	368,572	355,675	361,459	345,907	328,248	317,655	300,803	283,500	266,000	248,500	231,500	214,900	199,100	184,100	170,300	157,600	146,300	136,100
Total Disability Compensation Beneficiaries (b)	330,388	325,829	320,571	314,358	307,514	299,774	290,089	278,927	268,125	256,201	222,500	212,600	202,500	192,400	182,300	172,500	163,000	154,000	145,700	138,000	131,100
Health Treatment Card Holders :																					
Gold Card Holders	287,066	283,925	281,448	277,747	269,544	260,864	250,957	240,642	230,224	218,858	207,000	195,100	183,200	171,500	160,200	149,400	139,200	129,800	121,100	113,100	105,900
White Card Holders	61,930	61,206	59,268	57,413	56,254	55,469	54,272	52,979	51,358	50,390	49,100	47,900	46,700	45,700	44,600	43,600	42,700	41,800	41,100	40,500	40,000
Total Health Treatment Card Holders	348,996	345,131	340,716	335,160	325,798	316,333	305,229	293,621	281,582	269,248	256,100	243,000	230,000	217,200	204,800	193,000	181,900	171,600	162,200	153,600	145,900
Other Categories of Interest:																					
Income Support Supplement (ISS)	76,000	79,491	83,741	86,443	88,269	88,493	87,003	84,471	82,550	80,521	78,200	75,400	72,300	68,800	65,000	61,000	56,900	52,800	48,800	45,000	41,500
Total Age Pensioners (AP)	8,355	7,872	7,462	7,095	6,663	6,526	6,385	6,068	5,896	5,572	5,200	4,800	4,500	4,200	3,900	3,700	3,400	3,100	2,800	2,600	2,400
Total Commonwealth Seniors Health Cards (CSHC)	6,316	4,717	7,387	7,530	7,992	9,975	10,685	11,086	9,279	8,390	7,700	7,100	6,500	5,800	5,200	4,600	4,000	3,500	3,000	2,600	2,300
Repatriation Pharmaceutical Benefits Cards (RPBC)			21,726	20,672	19,284	17,874	16,438	14,963	13,395	11,951	10,600	9,300	8,100	7,000	6,100	5,200	4,400	3,600	3,000	2,500	2,000
DFISA Total						22,141	21,182	20,793	22,227	19,660	17,400	15,500	14,000	12,900	12,100	11,500	11,200	11,100	11,100	11,400	11,600

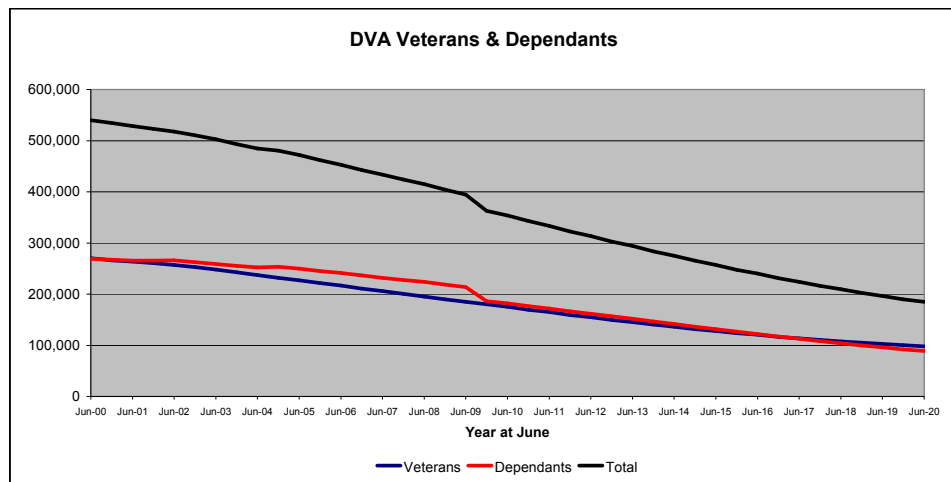


Date of Most Recent Actual Data : 3 July 2009
Date When This Version is Current : 10 August 2009

DVA PROJECTED BENEFICIARY NUMBERS WITH ACTUALS TO 30 JUNE 2009 - NEW SOUTH WALES

Executive Summary of DVA Beneficiaries in Receipt of Pension(s), Allowance(s) or Health Care Under the Veterans' Entitlements Act 1986

BENEFICIARY CATEGORY	ACTUAL DATA											FORECAST DATA										
	June 2000	June 2001	June 2002	June 2003	June 2004	June 2005	June 2006	June 2007	June 2008	June 2009	June 2010	June 2011	June 2012	June 2013	June 2014	June 2015	June 2016	June 2017	June 2018	June 2019	June 2020	
Veterans :																						
Disability Pensioners in Payment (DP)	n/a	n/a	52,436	51,441	49,576	47,639	45,435	43,181	40,964	38,654	36,300	34,000	31,800	29,800	27,800	26,100	24,500	23,100	22,000	20,900	20,100	
Age Pension Veterans (APV) (Included Above)	n/a	n/a	1,654	1,567	1,459	1,423	1,371	1,281	1,230	1,159	1,100	1,000	900	800	700	600	500	500	400	300	300	
Service Pension Veterans (SPV)	n/a	n/a	50,274	47,486	44,205	41,292	38,366	35,676	33,825	31,649	29,400	27,200	25,000	22,900	20,900	19,000	17,400	15,900	14,500	13,400	12,400	
Overlap Between DPs and SPVs	n/a	n/a	29,898	29,090	27,599	26,173	24,525	22,931	22,028	20,748	19,600	18,400	17,400	16,300	15,400	14,400	13,600	12,900	12,300	11,700	11,200	
Treatment / Pharmaceutical Cards or Allowances Only Recipients	n/a	n/a	9,692	9,161	8,763	8,200	7,709	7,280	6,612	6,233	5,900	5,600	5,200	4,900	4,600	4,300	4,100	3,800	3,600	3,500	3,300	
Total Veterans	n/a	n/a	82,503	78,998	74,945	70,958	66,985	63,206	59,373	55,788	52,100	48,300	44,600	41,200	37,900	35,000	32,300	29,900	27,900	26,100	24,600	
Dependants :																						
Service Pension Dependents (SPD)	n/a	n/a	39,726	37,849	35,586	33,468	31,483	29,488	28,393	26,619	25,000	23,300	21,600	19,900	18,300	16,800	15,300	14,000	12,800	11,700	10,600	
War Widow(er)s (WW)	n/a	n/a	40,182	40,692	40,525	40,454	40,000	39,151	38,214	37,136	35,800	34,400	32,800	31,000	29,100	27,100	25,100	23,100	21,100	19,200	17,500	
Orphans (O)	n/a	n/a	108	86	75	80	71	67	63	71	70	60	60	60	60	50	50	50	50	50	50	
Children of Disabled Veterans (DC)	n/a	n/a	171	106	92	80	67	50	25	6	3	1	0	0	0	0	0	0	0	0	0	
Adequate Means of Support (AMS) (a)	n/a	n/a	193	191	184	178	173	165	158	155	150	150	140	140	140	140	130	130	130	130	130	
Disability Pension Wives / Widow(er)s (DPD)	n/a	n/a	15,008	13,710	12,495	11,328	10,272	9,275	8,344	7,492	0	0	0	0	0	0	0	0	0	0	0	
Commonwealth Seniors Health Cards (CSHC)	n/a	n/a	1,065	1,067	1,065	1,605	1,689	1,783	1,512	1,391	1,300	1,200	1,100	900	800	700	600	600	500	400	400	
Age Pension Partners (APP)	n/a	n/a	1,077	1,017	951	945	926	876	867	811	700	700	600	600	600	500	500	400	400	400	300	
Overlap Between Dependant Categories	n/a	n/a	n/a	8,114	7,218	8,730	8,073	7,502	7,126	6,370	5,400	5,100	4,800	4,500	4,200	3,900	3,600	3,400	3,100	2,800	2,600	
DFISA Dependents Only						3,036	2,928	2,855	3,075	2,356	2,200	1,900	1,700	1,500	1,400	1,400	1,300	1,300	1,300	1,400	1,400	
Other Allowances or Benefits Only						74	56	111	22	63	50	50	50	40	40	40	40	30	30	30	30	
Total Dependents	n/a	n/a	88,641	86,604	83,755	82,518	79,592	76,319	73,547	69,730	59,900	56,600	53,100	49,700	46,200	42,800	39,500	36,300	33,200	30,400	27,800	
Overlap Between Total Veterans and Dependents	n/a	n/a	1,625	1,625	1,626	1,591	1,601	1,541	1,469	1,367	1,200	1,200	1,100	1,000	1,000	900	800	800	700	700	600	
Beneficiaries - Net Total	n/a	n/a	169,519	163,977	157,074	151,885	144,976	137,984	131,451	124,151	110,700	103,700	96,700	89,800	83,200	76,900	70,900	65,400	60,400	55,800	51,700	



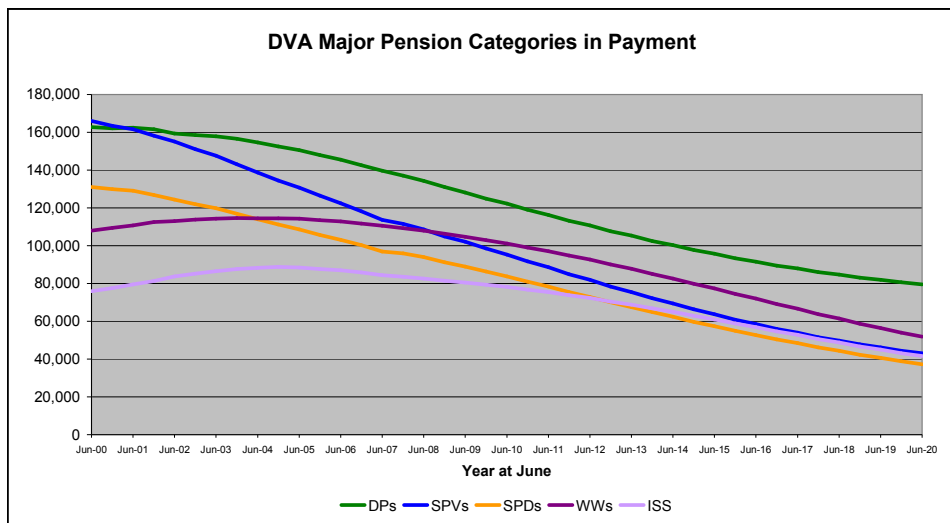
Date of Most Recent Actual Data : 3 July 2009
Date When This Version is Current : 10 August 2009

Continued next page

DVA PROJECTED BENEFICIARY NUMBERS WITH ACTUALS TO 30 JUNE 2009 - NEW SOUTH WALES

Executive Summary of DVA Beneficiaries in Receipt of Pension(s), Allowance(s) or Health Care Under the Veterans' Entitlements Act 1986

BENEFICIARY CATEGORY (Subsets of Net Total Beneficiaries on Previous Page)	ACTUAL DATA										FORECAST DATA										
	June 2000	June 2001	June 2002	June 2003	June 2004	June 2005	June 2006	June 2007	June 2008	June 2009	June 2010	June 2011	June 2012	June 2013	June 2014	June 2015	June 2016	June 2017	June 2018	June 2019	June 2020
Total Income Support Beneficiaries (a)	n/a	n/a	125,327	121,347	115,765	117,077	111,603	105,812	102,001	96,032	90,500	84,900	79,300	73,900	68,600	63,600	58,800	54,400	50,300	46,700	43,500
Total Disability Compensation Beneficiaries (b)	n/a	n/a	107,432	105,551	102,274	99,102	95,364	91,253	87,158	82,930	72,000	68,800	65,600	62,300	59,000	55,800	52,800	49,900	47,200	44,700	42,400
Health Treatment Card Holders :																					
Gold Card Holders	n/a	n/a	96,995	95,667	92,244	88,901	85,172	81,423	77,541	73,472	69,100	64,800	60,400	56,100	51,900	47,900	44,100	40,600	37,300	34,300	31,600
White Card Holders	n/a	n/a	16,908	15,989	15,507	15,056	14,562	13,987	13,379	13,013	12,500	12,100	11,700	11,300	11,000	10,600	10,300	10,000	9,800	9,600	9,400
Total Health Treatment Card Holders	n/a	n/a	113,902	111,656	107,751	103,957	99,734	95,410	90,920	86,485	81,700	76,900	72,100	67,400	62,900	58,500	54,400	50,600	47,100	43,900	41,100
Other Categories of Interest:																					
Income Support Supplement (ISS)	n/a	n/a	30,192	31,053	31,213	31,280	30,892	29,992	29,362	28,692	27,900	26,900	25,700	24,400	23,000	21,500	20,000	18,400	16,800	15,300	13,900
Total Age Pensioners (AP)	n/a	n/a	2,731	2,584	2,410	2,368	2,297	2,157	2,097	1,970	1,800	1,700	1,500	1,400	1,200	1,100	1,000	900	800	700	600
Total Commonwealth Seniors Health Cards (CSHC)	n/a	n/a	2,404	2,375	2,351	3,129	3,252	3,333	2,750	2,475	2,200	2,000	1,800	1,600	1,400	1,200	1,100	900	800	700	600
Repatriation Pharmaceutical Benefits Cards (RPBC)			6,186	5,889	5,477	5,064	4,676	4,283	3,847	3,445	3,100	2,700	2,400	2,100	1,800	1,600	1,300	1,100	900	800	600
DFISA Total						7,391	7,097	6,858	7,310	6,166	5,600	5,000	4,500	4,100	3,800	3,500	3,400	3,400	3,400	3,400	3,500

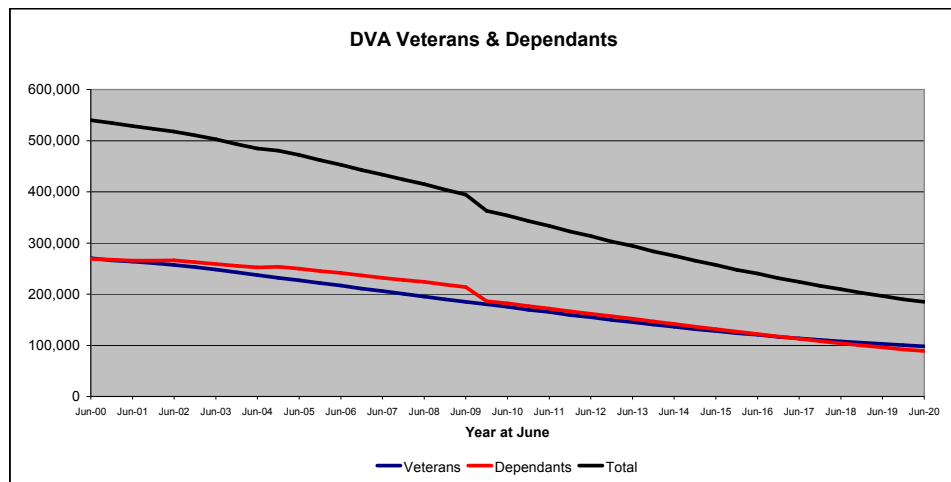


Date of Most Recent Actual Data : 3 July 2009
 Date When This Version is Current : 10 August 2009

DVA PROJECTED BENEFICIARY NUMBERS WITH ACTUALS TO 30 JUNE 2009 - VICTORIA

Executive Summary of DVA Beneficiaries in Receipt of Pension(s), Allowance(s) or Health Care Under the Veterans' Entitlements Act 1986

BENEFICIARY CATEGORY	ACTUAL DATA											FORECAST DATA										
	June 2000	June 2001	June 2002	June 2003	June 2004	June 2005	June 2006	June 2007	June 2008	June 2009	June 2010	June 2011	June 2012	June 2013	June 2014	June 2015	June 2016	June 2017	June 2018	June 2019	June 2020	
Veterans :																						
Disability Pensioners in Payment (DP)	n/a	n/a	32,514	32,136	31,236	30,121	28,789	27,421	26,117	24,668	23,100	21,600	20,100	18,800	17,500	16,400	15,400	14,500	13,800	13,100	12,600	
Age Pension Veterans (APV) (Included Above)	n/a	n/a	1,101	1,040	961	918	880	856	814	767	700	700	600	500	500	400	400	300	300	200	200	
Service Pension Veterans (SPV)	n/a	n/a	32,857	30,932	28,855	27,096	25,193	23,259	22,192	20,752	19,200	17,600	16,100	14,600	13,200	12,000	10,900	9,900	9,000	8,200	7,600	
Overlap Between DPs and SPVs	n/a	n/a	17,951	17,620	17,027	16,236	15,249	14,224	13,779	12,995	12,200	11,600	10,900	10,200	9,600	9,100	8,500	8,100	7,700	7,300	7,000	
Treatment / Pharmaceutical Cards or Allowances Only Recipients	n/a	n/a	7,007	6,586	6,204	5,825	5,559	5,269	4,752	4,555	4,300	4,100	3,800	3,600	3,400	3,100	3,000	2,800	2,700	2,500	2,400	
Total Veterans	n/a	n/a	54,428	52,034	49,268	46,806	44,292	41,725	39,282	36,980	34,400	31,700	29,100	26,700	24,500	22,500	20,700	19,100	17,700	16,600	15,600	
Dependants :																						
Service Pension Dependents (SPD)	n/a	n/a	26,542	25,311	23,893	22,780	21,454	20,117	19,505	18,395	17,200	15,900	14,700	13,500	12,300	11,200	10,200	9,300	8,400	7,600	6,900	
War Widow(er)s (WW)	n/a	n/a	28,542	28,703	28,552	28,291	27,844	27,078	26,282	25,402	24,400	23,300	22,100	20,800	19,400	18,000	16,500	15,100	13,700	12,300	11,100	
Orphans (O)	n/a	n/a	63	55	49	38	35	26	25	27	30	20	20	20	20	20	20	20	20	20	20	
Children of Disabled Veterans (DC)	n/a	n/a	598	13	14	11	9	4	1	1	0	0	0	0	0	0	0	0	0	0	0	
Adequate Means of Support (AMS) (a)	n/a	n/a	145	130	127	125	120	114	115	111	110	110	100	100	100	100	100	100	90	90	90	
Disability Pension Wives / Widow(er)s (DPD)	n/a	n/a	10,616	9,631	8,744	7,977	7,219	6,538	5,863	5,256	0	0	0	0	0	0	0	0	0	0	0	
Commonwealth Seniors Health Cards (CSHC)	n/a	n/a	736	805	1,162	1,403	1,555	1,549	1,280	1,137	1,000	900	900	800	700	600	500	400	400	300	300	
Age Pension Partners (APP)	n/a	n/a	764	732	680	647	619	598	584	542	500	500	400	400	400	400	300	300	300	200	200	
Overlap Between Dependant Categories	n/a	n/a	n/a	5,570	5,291	6,394	5,940	5,471	5,137	4,518	3,800	3,600	3,400	3,200	3,000	2,800	2,600	2,400	2,200	2,000	1,800	
DFISA Dependents Only						2,247	2,132	2,107	2,292	1,761	1,600	1,300	1,100	1,000	900	800	800	700	700	800	800	
Other Allowances or Benefits Only						105	61	108	15	37	30	30	30	30	20	20	20	20	20	20	20	
Total Dependents	n/a	n/a	61,993	59,810	57,930	57,230	55,108	52,768	50,825	48,151	41,000	38,500	35,900	33,400	30,800	28,300	25,900	23,600	21,400	19,400	17,500	
Overlap Between Total Veterans and Dependents	n/a	n/a	1,020	1,007	993	987	970	938	893	870	800	700	700	600	600	600	500	500	500	400	400	
Beneficiaries - Net Total	n/a	n/a	115,401	110,837	106,205	103,049	98,430	93,555	89,214	84,261	74,600	69,500	64,400	59,500	54,700	50,200	46,000	42,200	38,600	35,500	32,700	



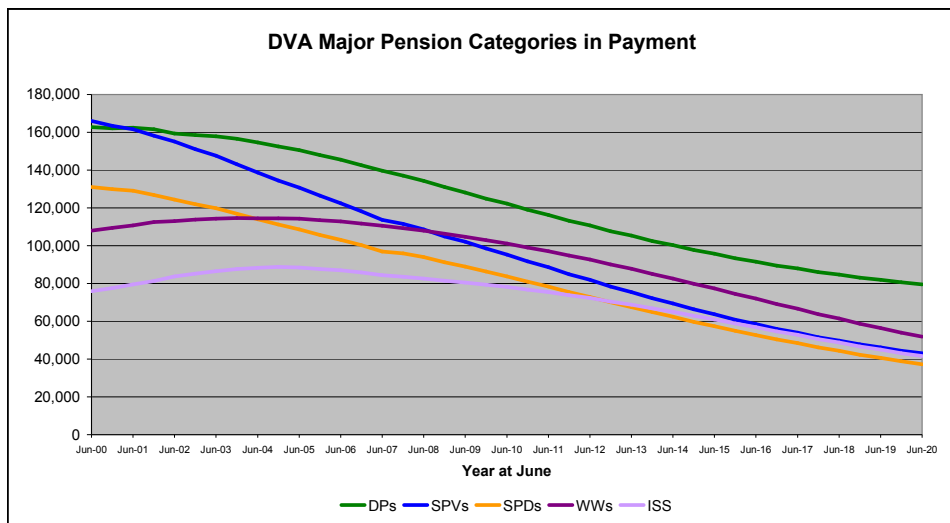
Date of Most Recent Actual Data : 3 July 2009
 Date When This Version is Current : 10 August 2009

Continued next page

DVA PROJECTED BENEFICIARY NUMBERS WITH ACTUALS TO 30 JUNE 2009 - VICTORIA

Executive Summary of DVA Beneficiaries in Receipt of Pension(s), Allowance(s) or Health Care Under the Veterans' Entitlements Act 1986

BENEFICIARY CATEGORY (Subsets of Net Total Beneficiaries on Previous Page)	ACTUAL DATA										FORECAST DATA										
	June 2000	June 2001	June 2002	June 2003	June 2004	June 2005	June 2006	June 2007	June 2008	June 2009	June 2010	June 2011	June 2012	June 2013	June 2014	June 2015	June 2016	June 2017	June 2018	June 2019	June 2020
Total Income Support Beneficiaries (a)	n/a	n/a	83,430	80,774	78,302	79,697	75,928	71,758	69,240	65,013	61,300	57,500	53,700	50,000	46,400	43,000	39,800	36,800	34,100	31,600	29,400
Total Disability Compensation Beneficiaries (b)	n/a	n/a	72,067	70,259	68,304	66,152	63,617	60,789	58,031	55,098	47,900	45,700	43,600	41,400	39,200	37,100	35,100	33,100	31,300	29,700	28,200
Health Treatment Card Holders :																					
Gold Card Holders	n/a	n/a	65,907	64,383	62,043	59,711	57,183	54,430	51,752	48,925	45,800	42,800	39,700	36,700	33,800	31,000	28,400	26,000	23,700	21,700	19,900
White Card Holders	n/a	n/a	11,214	10,770	10,478	10,189	9,948	9,667	9,285	9,099	8,700	8,400	8,000	7,700	7,400	7,200	6,900	6,700	6,400	6,300	6,200
Total Health Treatment Card Holders	n/a	n/a	77,122	75,153	72,521	69,900	67,131	64,097	61,037	58,024	54,600	51,100	47,700	44,400	41,200	38,200	35,300	32,600	30,200	28,000	26,100
Other Categories of Interest:																					
Income Support Supplement (ISS)	n/a	n/a	20,468	20,993	21,773	21,723	21,219	20,493	19,868	19,301	18,700	17,900	17,100	16,100	15,100	14,000	12,900	11,800	10,700	9,700	8,700
Total Age Pensioners (AP)	n/a	n/a	1,865	1,772	1,641	1,565	1,499	1,454	1,398	1,309	1,200	1,100	1,000	900	800	700	600	600	600	500	400
Total Commonwealth Seniors Health Cards (CSHC)	n/a	n/a	1,697	1,766	2,140	2,549	2,767	2,730	2,237	1,952	1,800	1,600	1,400	1,300	1,100	1,000	800	700	600	500	400
Repatriation Pharmaceutical Benefits Cards (RPBC)			4,731	4,520	4,217	3,937	3,646	3,302	2,967	2,678	2,400	2,100	1,800	1,600	1,400	1,200	1,000	900	700	600	500
DFISA Total						5,184	4,957	4,850	5,196	4,347	3,900	3,300	2,900	2,600	2,300	2,100	2,000	1,900	1,900	1,900	1,900

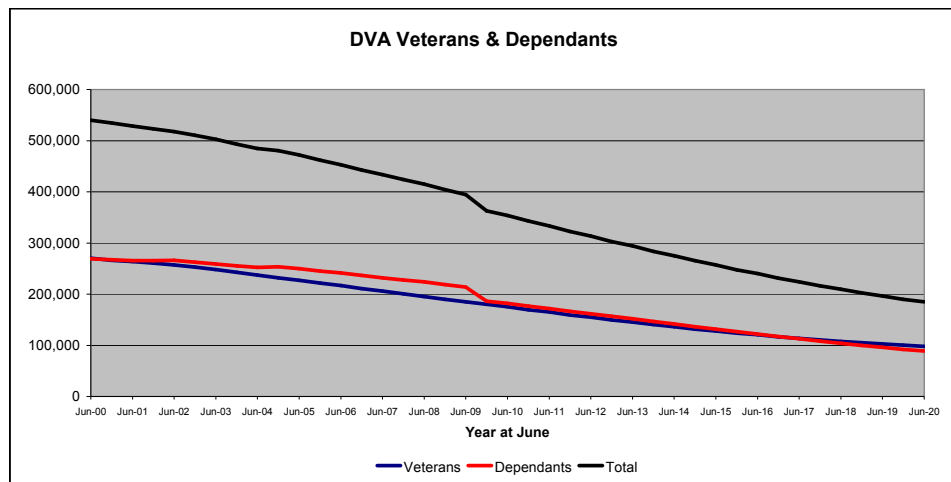


Date of Most Recent Actual Data : 3 July 2009
 Date When This Version is Current : 10 August 2009

DVA PROJECTED BENEFICIARY NUMBERS WITH ACTUALS TO 30 JUNE 2009 - QUEENSLAND

Executive Summary of DVA Beneficiaries in Receipt of Pension(s), Allowance(s) or Health Care Under the Veterans' Entitlements Act 1986

BENEFICIARY CATEGORY	ACTUAL DATA											FORECAST DATA										
	June 2000	June 2001	June 2002	June 2003	June 2004	June 2005	June 2006	June 2007	June 2008	June 2009	June 2010	June 2011	June 2012	June 2013	June 2014	June 2015	June 2016	June 2017	June 2018	June 2019	June 2020	
Veterans :																						
Disability Pensioners in Payment (DP)	n/a	n/a	38,198	38,545	38,660	38,392	37,746	36,828	35,933	34,721	33,700	32,600	31,600	30,600	29,700	28,900	28,100	27,400	26,800	26,300	25,700	
Age Pension Veterans (APV) (Included Above)	n/a	n/a	851	822	778	764	758	725	714	698	700	700	600	600	600	600	600	500	500	500	400	
Service Pension Veterans (SPV)	n/a	n/a	33,656	32,648	31,087	29,703	28,343	26,450	25,533	24,202	22,900	21,600	20,300	19,100	17,800	16,700	15,600	14,600	13,700	12,900	12,100	
Overlap Between DPs and SPVs	n/a	n/a	20,276	20,278	20,244	19,774	19,223	18,274	17,919	17,265	16,300	15,400	14,500	13,600	12,800	12,000	11,300	10,700	10,200	9,700	9,300	
Treatment / Pharmaceutical Cards or Allowances Only Recipients	n/a	n/a	5,379	5,229	5,059	4,948	4,731	4,779	4,412	4,457	4,200	4,000	3,700	3,500	3,300	3,100	2,900	2,700	2,600	2,500	2,400	
Total Veterans	n/a	n/a	56,957	56,144	54,562	53,269	51,597	49,783	47,959	46,115	44,600	42,900	41,200	39,600	38,100	36,600	35,300	34,000	32,900	31,900	30,900	
Dependants :																						
Service Pension Dependants (SPD)	n/a	n/a	26,200	25,671	24,660	23,717	22,843	21,579	21,120	20,215	19,300	18,300	17,300	16,200	15,200	14,200	13,200	12,300	11,500	10,700	9,900	
War Widow(er)s (WW)	n/a	n/a	21,896	22,417	22,723	22,850	22,631	22,292	21,935	21,392	20,800	20,100	19,400	18,500	17,700	16,700	15,800	14,900	14,000	13,200	12,400	
Orphans (O)	n/a	n/a	96	82	85	73	70	63	62	58	50	50	50	50	50	40	40	40	40	40	40	
Children of Disabled Veterans (DC)	n/a	n/a	530	52	43	33	21	14	7	3	1	0	0	0	0	0	0	0	0	0	0	
Adequate Means of Support (AMS) (a)	n/a	n/a	100	97	97	93	90	89	88	85	80	80	80	80	80	70	70	70	70	70	70	
Disability Pension Wives / Widow(er)s (DPD)	n/a	n/a	9,269	8,575	7,884	7,172	6,563	6,005	5,480	5,062	0	0	0	0	0	0	0	0	0	0	0	
Commonwealth Seniors Health Cards (CSHC)	n/a	n/a	491	521	567	820	875	970	802	737	700	700	700	700	600	600	600	500	500	400	400	
Age Pension Partners (APP)	n/a	n/a	562	527	495	505	497	480	476	457	400	400	500	500	500	500	500	500	400	400	400	
Overlap Between Dependant Categories	n/a	n/a	n/a	5,182	4,615	5,433	5,098	4,727	4,543	4,142	3,500	3,300	3,100	3,000	2,800	2,600	2,400	2,200	2,000	1,800	1,700	
DFISA Dependants Only						2,180	2,092	2,150	2,320	2,007	1,900	1,700	1,600	1,500	1,500	1,400	1,400	1,400	1,500	1,500	1,500	
Other Allowances or Benefits Only						76	66	205	42	44	40	40	30	30	30	30	30	20	20	20	20	
Total Dependants	n/a	n/a	53,709	52,760	51,939	52,086	50,650	49,120	47,789	45,918	39,800	38,200	36,400	34,600	32,800	31,000	29,300	27,600	26,000	24,500	23,100	
Overlap Between Total Veterans and Dependants	n/a	n/a	919	906	912	909	955	911	881	837	700	700	700	600	600	500	500	500	400	400	400	
Beneficiaries - Net Total	n/a	n/a	109,748	107,998	105,589	104,446	101,292	97,992	94,867	91,196	83,600	80,300	77,000	73,600	70,300	67,100	64,000	61,100	58,400	55,900	53,600	



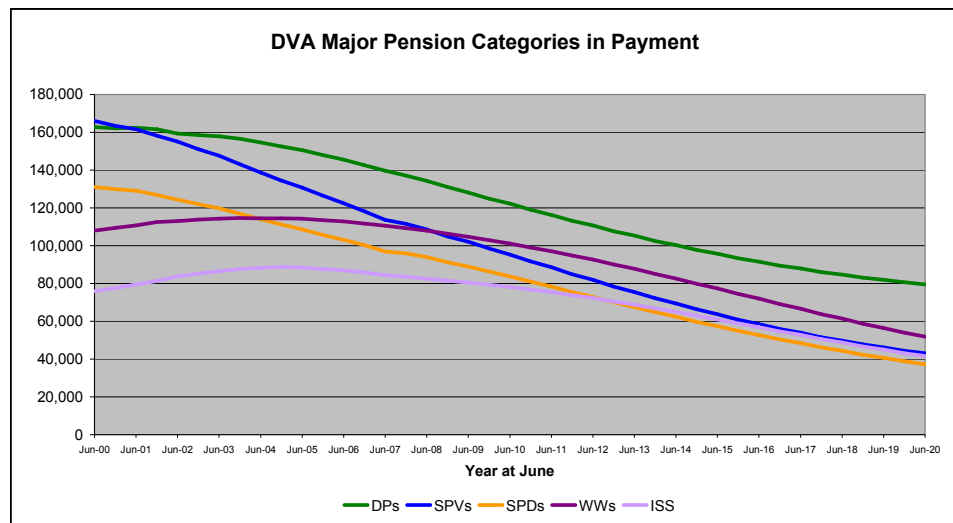
Date of Most Recent Actual Data : 3 July 2009
Date When This Version is Current : 10 August 2009

Continued next page

DVA PROJECTED BENEFICIARY NUMBERS WITH ACTUALS TO 30 JUNE 2009 - QUEENSLAND

Executive Summary of DVA Beneficiaries in Receipt of Pension(s), Allowance(s) or Health Care Under the Veterans' Entitlements Act 1986

BENEFICIARY CATEGORY (Subsets of Net Total Beneficiaries on Previous Page)	ACTUAL DATA											FORECAST DATA									
	June 2000	June 2001	June 2002	June 2003	June 2004	June 2005	June 2006	June 2007	June 2008	June 2009	June 2010	June 2011	June 2012	June 2013	June 2014	June 2015	June 2016	June 2017	June 2018	June 2019	June 2020
Total Income Support Beneficiaries (a)	n/a	n/a	79,167	78,563	76,395	78,710	76,047	72,621	70,988	67,849	64,000	60,000	56,100	52,200	48,500	44,900	41,500	38,400	35,600	33,000	30,700
Total Disability Compensation Beneficiaries (b)	n/a	n/a	69,697	69,370	69,089	68,209	66,720	64,904	63,118	60,936	52,900	50,600	48,200	45,800	43,400	41,000	38,800	36,600	34,700	32,800	31,200
Health Treatment Card Holders :																					
Gold Card Holders	n/a	n/a	58,224	58,397	57,473	56,240	54,658	52,995	51,280	49,309	47,200	45,100	43,000	40,900	38,800	36,900	35,100	33,400	31,800	30,400	29,100
White Card Holders	n/a	n/a	15,573	15,588	15,325	15,527	15,343	15,189	14,947	14,796	14,600	14,500	14,300	14,200	14,100	13,900	13,700	13,600	13,400	13,300	13,200
Total Health Treatment Card Holders	n/a	n/a	73,797	73,985	72,798	71,767	70,001	68,184	66,227	64,105	61,900	59,600	57,300	55,100	52,900	50,800	48,800	47,000	45,300	43,700	42,300
Other Categories of Interest:																					
Income Support Supplement (ISS)	n/a	n/a	16,757	17,717	18,148	18,183	17,892	17,462	17,183	16,894	16,500	16,000	15,500	14,900	14,200	13,500	12,800	12,100	11,400	10,800	10,200
Total Age Pensioners (AP)	n/a	n/a	1,413	1,349	1,273	1,269	1,255	1,205	1,190	1,155	1,100	1,100	1,100	1,100	1,100	1,000	1,000	900	900	800	800
Total Commonwealth Seniors Health Cards (CSHC)	n/a	n/a	1,140	1,178	1,227	1,646	1,758	1,907	1,609	1,457	1,400	1,400	1,300	1,300	1,200	1,100	1,000	900	800	700	600
Repatriation Pharmaceutical Benefits Cards (RPBC)			4,048	3,870	3,601	3,337	3,065	2,759	2,471	2,175	1,900	1,700	1,500	1,300	1,100	900	800	700	500	400	400
DFISA Total						5,195	4,950	4,975	5,339	4,861	4,600	4,200	3,900	3,700	3,600	3,500	3,500	3,600	3,700	3,800	

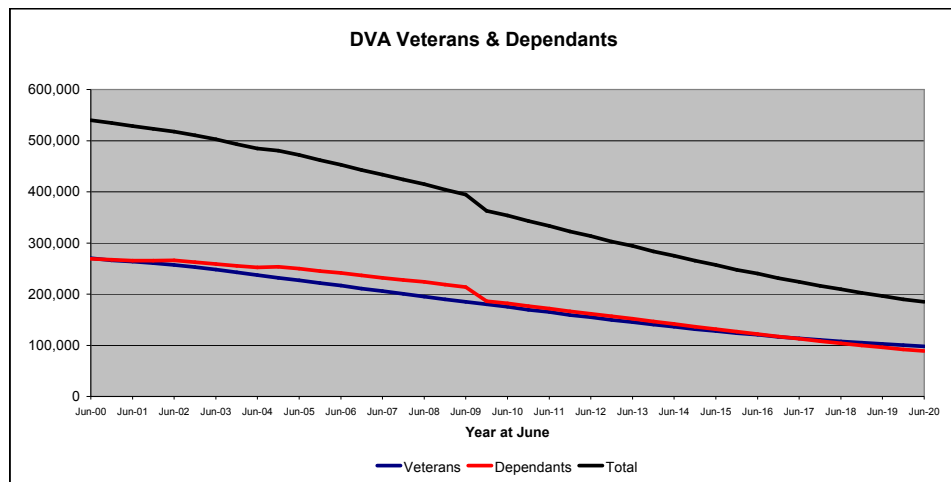


Date of Most Recent Actual Data : 3 July 2009
 Date When This Version is Current : 10 August 2009

DVA PROJECTED BENEFICIARY NUMBERS WITH ACTUALS TO 30 JUNE 2009 - SOUTH AUSTRALIA

Executive Summary of DVA Beneficiaries in Receipt of Pension(s), Allowance(s) or Health Care Under the Veterans' Entitlements Act 1986

BENEFICIARY CATEGORY	ACTUAL DATA											FORECAST DATA										
	June 2000	June 2001	June 2002	June 2003	June 2004	June 2005	June 2006	June 2007	June 2008	June 2009	June 2010	June 2011	June 2012	June 2013	June 2014	June 2015	June 2016	June 2017	June 2018	June 2019	June 2020	
Veterans :																						
Disability Pensioners in Payment (DP)	n/a	n/a	11,680	11,401	11,026	10,780	10,386	9,964	9,690	9,218	8,800	8,400	8,000	7,700	7,300	7,000	6,700	6,400	6,100	5,900	5,700	
Age Pension Veterans (APV) (Included Above)	n/a	n/a	373	354	345	348	329	321	309	285	300	200	200	200	200	100	100	100	100	100	100	
Service Pension Veterans (SPV)	n/a	n/a	14,666	13,907	13,073	12,301	11,488	10,656	10,171	9,496	8,800	8,100	7,400	6,800	6,200	5,700	5,200	4,700	4,400	4,000	3,700	
Overlap Between DPs and SPVs	n/a	n/a	6,556	6,413	6,223	6,042	5,792	5,465	5,400	5,163	4,900	4,600	4,300	4,100	3,800	3,600	3,400	3,200	3,000	2,900	2,800	
Treatment / Pharmaceutical Cards or Allowances Only Recipients	n/a	n/a	2,483	2,328	2,227	2,146	2,027	2,072	1,813	1,704	1,600	1,500	1,400	1,300	1,300	1,200	1,100	1,000	1,000	900	900	
Total Veterans	n/a	n/a	22,273	21,223	20,103	19,185	18,109	17,227	16,274	15,255	14,400	13,500	12,600	11,700	10,900	10,200	9,500	8,900	8,400	8,000	7,600	
Dependants :																						
Service Pension Dependents (SPD)	n/a	n/a	12,673	12,246	11,702	11,135	10,635	10,018	9,709	9,130	8,600	8,000	7,400	6,800	6,200	5,700	5,200	4,700	4,300	3,900	3,600	
War Widow(er)s (WW)	n/a	n/a	9,076	9,050	9,129	9,141	9,052	8,859	8,647	8,342	8,000	7,600	7,200	6,700	6,300	5,800	5,400	5,000	4,600	4,200	3,800	
Orphans (O)	n/a	n/a	17	12	10	6	8	12	12	14	10	10	10	10	10	10	10	10	10	10	10	
Children of Disabled Veterans (DC)	n/a	n/a	39	33	25	17	11	7	6	0	0	0	0	0	0	0	0	0	0	0	0	
Adequate Means of Support (AMS) (a)	n/a	n/a	71	68	62	60	58	58	55	51	50	50	50	50	50	40	40	40	40	40	40	
Disability Pension Wives / Widow(er)s (DPD)	n/a	n/a	4,624	4,275	3,912	3,541	3,226	2,913	2,645	2,400	0	0	0	0	0	0	0	0	0	0	0	
Commonwealth Seniors Health Cards (CSHC)	n/a	n/a	250	260	297	489	599	604	522	481	400	400	400	300	300	200	200	200	100	100	100	
Age Pension Partners (APP)	n/a	n/a	269	257	252	254	242	234	227	222	200	200	200	200	200	100	100	100	100	100	100	
Overlap Between Dependant Categories	n/a	n/a	n/a	2,487	2,295	2,793	2,698	2,524	2,390	2,105	1,800	1,700	1,600	1,500	1,400	1,300	1,200	1,100	1,000	900	900	
DFISA Dependents Only						781	728	726	760	561	500	400	400	300	300	300	300	300	300	300	300	
Other Allowances or Benefits Only						35	33	116	4	9	10	10	10	10	10	10	10	0	0	0	0	
Total Dependents	n/a	n/a	24,366	23,714	23,094	22,666	21,894	21,023	20,197	19,105	16,000	14,900	13,900	12,900	11,900	10,900	10,000	9,200	8,400	7,700	7,100	
Overlap Between Total Veterans and Dependents	n/a	n/a	387	370	360	353	345	330	321	305	300	300	200	200	200	200	200	200	200	200	100	
Beneficiaries - Net Total	n/a	n/a	46,252	44,567	42,837	41,498	39,658	37,920	36,150	34,055	30,100	28,200	26,300	24,400	22,600	20,900	19,400	18,000	16,700	15,500	14,500	



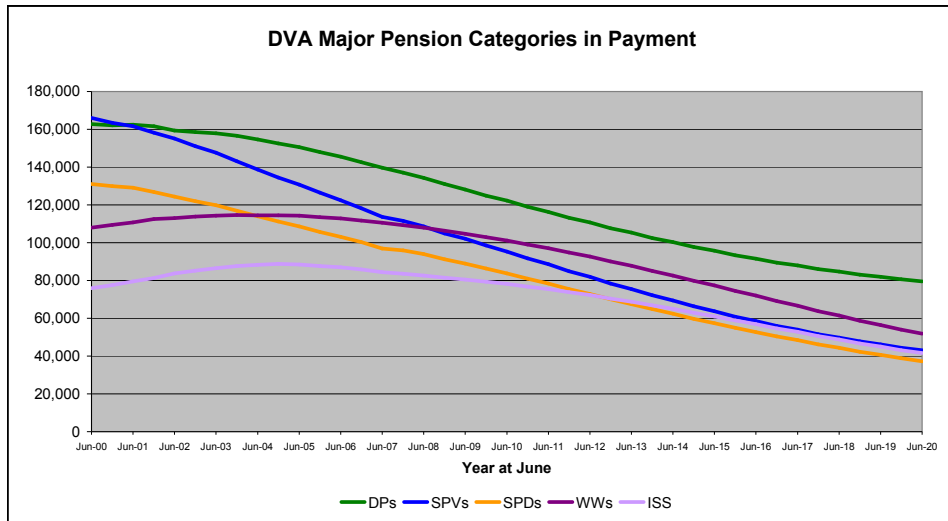
Date of Most Recent Actual Data : 3 July 2009
Date When This Version is Current : 10 August 2009

Continued next page

DVA PROJECTED BENEFICIARY NUMBERS WITH ACTUALS TO 30 JUNE 2009 - SOUTH AUSTRALIA

Executive Summary of DVA Beneficiaries in Receipt of Pension(s), Allowance(s) or Health Care Under the Veterans' Entitlements Act 1986

BENEFICIARY CATEGORY (Subsets of Net Total Beneficiaries on Previous Page)	ACTUAL DATA										FORECAST DATA										
	June 2000	June 2001	June 2002	June 2003	June 2004	June 2005	June 2006	June 2007	June 2008	June 2009	June 2010	June 2011	June 2012	June 2013	June 2014	June 2015	June 2016	June 2017	June 2018	June 2019	June 2020
Total Income Support Beneficiaries (a)	n/a	n/a	35,490	34,448	33,208	33,494	32,081	30,421	29,347	27,532	26,000	24,300	22,700	21,200	19,700	18,200	16,900	15,600	14,400	13,400	12,500
Total Disability Compensation Beneficiaries (b)	n/a	n/a	25,344	24,679	24,012	23,393	22,593	21,676	20,918	19,892	17,300	16,500	15,700	14,900	14,200	13,400	12,700	12,000	11,300	10,700	10,200
Health Treatment Card Holders :																					
Gold Card Holders	n/a	n/a	23,120	22,563	21,888	21,233	20,421	19,539	18,705	17,697	16,700	15,600	14,600	13,600	12,600	11,700	10,800	10,100	9,300	8,700	8,100
White Card Holders	n/a	n/a	4,858	4,582	4,413	4,294	4,131	4,085	3,909	3,758	3,600	3,500	3,400	3,300	3,200	3,100	3,100	3,000	2,900	2,900	2,900
Total Health Treatment Card Holders	n/a	n/a	27,978	27,145	26,301	25,527	24,552	23,624	22,614	21,455	20,300	19,100	18,000	16,900	15,800	14,800	13,900	13,000	12,300	11,600	11,000
Other Categories of Interest:																					
Income Support Supplement (ISS)	n/a	n/a	6,942	7,113	7,234	7,353	7,247	7,053	6,873	6,669	6,400	6,100	5,800	5,400	5,100	4,700	4,300	4,000	3,700	3,400	3,100
Total Age Pensioners (AP)	n/a	n/a	642	611	597	602	571	555	536	507	500	400	400	300	300	300	300	200	200	200	200
Total Commonwealth Seniors Health Cards (CSHC)	n/a	n/a	567	571	602	836	966	975	816	759	700	600	600	500	400	400	300	300	200	200	200
Repatriation Pharmaceutical Benefits Cards (RPBC)			2,950	2,782	2,574	2,401	2,166	2,004	1,780	1,568	1,400	1,200	1,000	900	700	600	500	400	300	200	200
DFISA Total						1,699	1,593	1,588	1,677	1,356	1,200	1,100	900	800	800	700	700	700	700	700	700

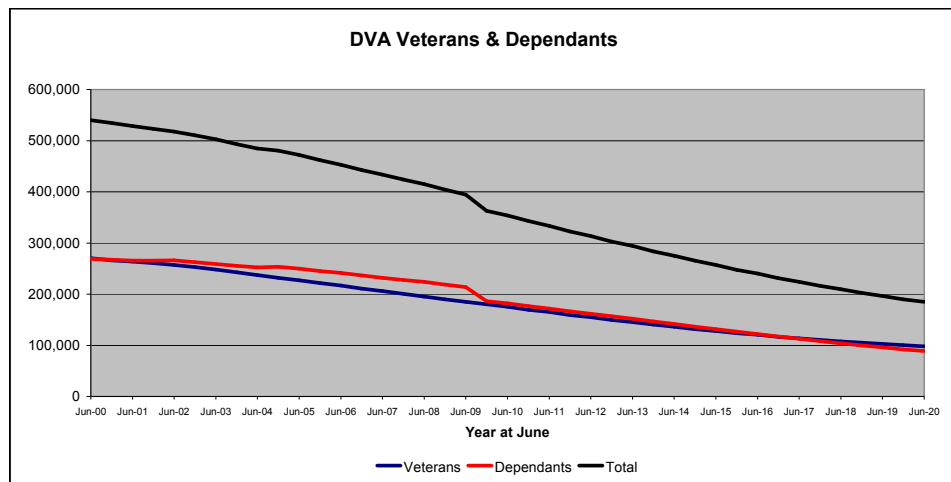


Date of Most Recent Actual Data : 3 July 2009
 Date When This Version is Current : 10 August 2009

DVA PROJECTED BENEFICIARY NUMBERS WITH ACTUALS TO 30 JUNE 2009 - WESTERN AUSTRALIA

Executive Summary of DVA Beneficiaries in Receipt of Pension(s), Allowance(s) or Health Care Under the Veterans' Entitlements Act 1986

BENEFICIARY CATEGORY	ACTUAL DATA											FORECAST DATA										
	June 2000	June 2001	June 2002	June 2003	June 2004	June 2005	June 2006	June 2007	June 2008	June 2009	June 2010	June 2011	June 2012	June 2013	June 2014	June 2015	June 2016	June 2017	June 2018	June 2019	June 2020	
Veterans :																						
Disability Pensioners in Payment (DP)	n/a	n/a	14,271	14,203	14,100	13,861	13,477	12,953	12,470	11,970	11,600	11,200	10,800	10,500	10,100	9,800	9,400	9,200	8,900	8,600	8,400	
Age Pension Veterans (APV) (Included Above)	n/a	n/a	373	354	337	322	305	279	268	250	200	200	200	200	200	200	100	100	100	100	100	
Service Pension Veterans (SPV)	n/a	n/a	15,248	14,669	14,012	13,242	12,402	11,431	10,924	10,298	9,700	9,100	8,400	7,800	7,300	6,700	6,200	5,700	5,300	4,900	4,600	
Overlap Between DPs and SPVs	n/a	n/a	7,627	7,607	7,456	7,220	6,862	6,399	6,255	6,004	5,700	5,300	5,000	4,700	4,400	4,200	3,900	3,700	3,500	3,400	3,200	
Treatment / Pharmaceutical Cards or Allowances Only Recipients	n/a	n/a	3,225	3,129	3,051	2,920	2,785	2,771	2,576	2,499	2,400	2,200	2,100	2,000	1,800	1,700	1,600	1,500	1,500	1,400	1,300	
Total Veterans	n/a	n/a	25,117	24,394	23,707	22,803	21,802	20,756	19,715	18,763	18,000	17,200	16,300	15,500	14,700	14,000	13,300	12,700	12,100	11,600	11,100	
Dependants :																						
Service Pension Dependents (SPD)	n/a	n/a	12,725	12,496	12,101	11,688	11,154	10,460	10,173	9,743	9,200	8,600	8,000	7,400	6,800	6,300	5,800	5,300	4,900	4,500	4,100	
War Widow(er)s (WW)	n/a	n/a	7,771	7,862	7,905	7,923	7,857	7,768	7,624	7,340	7,100	6,800	6,500	6,200	5,900	5,600	5,300	5,000	4,700	4,400	4,100	
Orphans (O)	n/a	n/a	35	36	25	24	17	16	14	16	20	10	10	10	10	10	10	10	10	10	10	
Children of Disabled Veterans (DC)	n/a	n/a	24	15	12	11	8	4	3	1	0	0	0	0	0	0	0	0	0	0	0	
Adequate Means of Support (AMS) (a)	n/a	n/a	51	50	46	45	42	41	37	35	30	30	30	30	30	30	30	30	30	30	30	
Disability Pension Wives / Widow(er)s (DPD)	n/a	n/a	4,518	4,162	3,854	3,559	3,270	2,964	2,694	2,463	0	0	0	0	0	0	0	0	0	0	0	
Commonwealth Seniors Health Cards (CSHC)	n/a	n/a	669	723	762	769	810	894	801	751	700	600	500	500	400	400	300	300	200	200	200	
Age Pension Partners (APP)	n/a	n/a	274	265	255	252	240	221	212	209	200	200	200	200	200	100	100	100	100	100	100	
Overlap Between Dependant Categories	n/a	n/a	n/a	2,684	2,520	2,886	2,729	2,581	2,477	2,266	1,900	1,800	1,700	1,600	1,500	1,400	1,300	1,200	1,100	1,000	900	
DFISA Dependents Only						803	800	785	847	648	600	600	500	500	400	400	400	400	400	400	400	
Other Allowances or Benefits Only						58	34	67	13	13	10	10	10	10	10	10	10	10	10	10	10	
Total Dependents	n/a	n/a	23,309	22,925	22,440	22,246	21,503	20,639	19,941	18,953	15,900	15,000	14,100	13,200	12,300	11,500	10,700	9,900	9,300	8,600	8,000	
Overlap Between Total Veterans and Dependents	n/a	n/a	527	514	504	509	499	469	443	403	400	300	300	300	300	300	200	200	200	200	200	
Beneficiaries - Net Total	n/a	n/a	47,899	46,805	45,643	44,540	42,806	40,926	39,213	37,313	33,500	31,800	30,100	28,400	26,800	25,200	23,800	22,400	21,100	20,000	19,000	



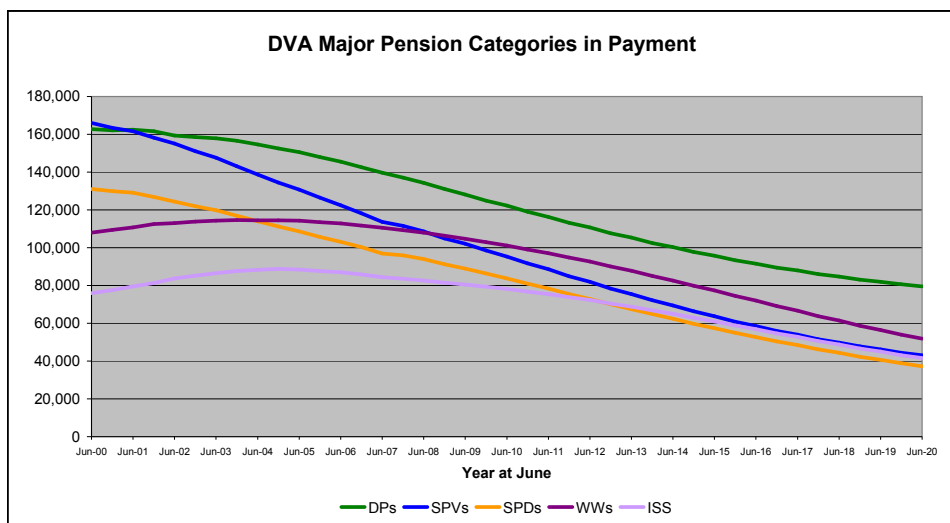
Date of Most Recent Actual Data : 3 July 2009
Date When This Version is Current : 10 August 2009

Continued next page

DVA PROJECTED BENEFICIARY NUMBERS WITH ACTUALS TO 30 JUNE 2009 - WESTERN AUSTRALIA

Executive Summary of DVA Beneficiaries in Receipt of Pension(s), Allowance(s) or Health Care Under the Veterans' Entitlements Act 1986

BENEFICIARY CATEGORY (Subsets of Net Total Beneficiaries on Previous Page)	ACTUAL DATA											FORECAST DATA									
	June 2000	June 2001	June 2002	June 2003	June 2004	June 2005	June 2006	June 2007	June 2008	June 2009	June 2010	June 2011	June 2012	June 2013	June 2014	June 2015	June 2016	June 2017	June 2018	June 2019	June 2020
Total Income Support Beneficiaries (a)	n/a	n/a	35,488	34,931	34,116	34,360	32,884	31,086	30,070	28,453	26,800	25,200	23,500	21,900	20,300	18,800	17,400	16,100	14,900	13,800	12,900
Total Disability Compensation Beneficiaries (b)	n/a	n/a	26,479	26,140	25,757	25,238	24,497	23,583	22,692	21,693	18,800	18,000	17,100	16,300	15,400	14,600	13,800	13,000	12,300	11,700	11,100
Health Treatment Card Holders :																					
Gold Card Holders	n/a	n/a	23,017	22,851	22,298	21,571	20,770	19,937	19,123	18,151	17,300	16,400	15,600	14,700	13,900	13,100	12,400	11,800	11,200	10,600	10,100
White Card Holders	n/a	n/a	6,325	6,144	6,187	6,118	6,006	5,886	5,719	5,619	5,500	5,300	5,200	5,100	5,000	4,900	4,800	4,800	4,700	4,700	4,600
Total Health Treatment Card Holders	n/a	n/a	29,342	28,995	28,485	27,689	26,776	25,823	24,842	23,770	22,800	21,800	20,800	19,800	18,900	18,100	17,300	16,500	15,900	15,300	14,700
Other Categories of Interest:																					
Income Support Supplement (ISS)	n/a	n/a	5,698	5,903	6,130	6,130	6,013	5,798	5,679	5,493	5,300	5,200	5,000	4,800	4,600	4,400	4,100	3,900	3,700	3,500	3,300
Total Age Pensioners (AP)	n/a	n/a	647	619	592	574	545	500	480	459	400	400	400	300	300	300	300	200	200	200	200
Total Commonwealth Seniors Health Cards (CSHC)	n/a	n/a	1,170	1,244	1,281	1,307	1,385	1,524	1,325	1,232	1,100	1,000	800	700	600	600	500	400	400	300	300
Repatriation Pharmaceutical Benefits Cards (RPBC)			2,864	2,701	2,548	2,357	2,172	1,980	1,757	1,563	1,400	1,200	1,000	900	800	600	500	400	300	300	200
DFISA Total						1,804	1,750	1,719	1,837	1,541	1,400	1,300	1,200	1,100	1,100	1,000	1,000	1,000	1,000	1,100	1,100

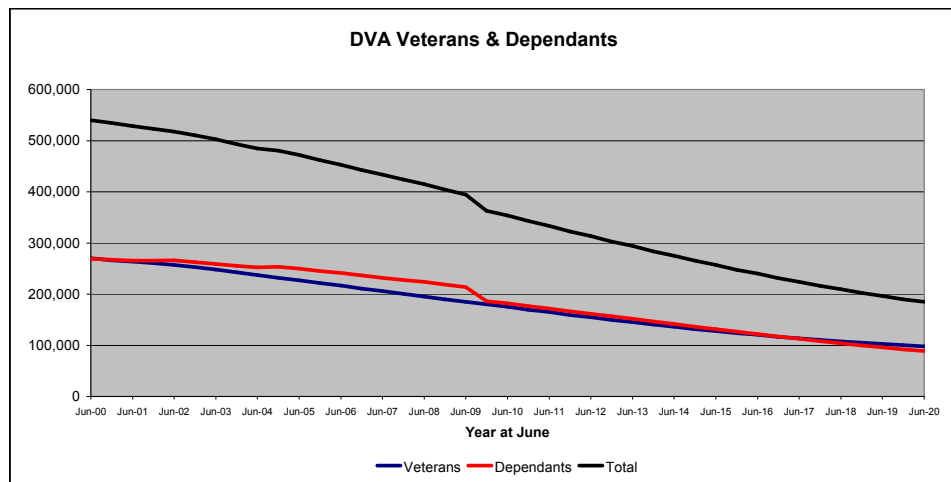


Date of Most Recent Actual Data : 3 July 2009
 Date When This Version is Current : 10 August 2009

DVA PROJECTED BENEFICIARY NUMBERS WITH ACTUALS TO 30 JUNE 2009 - TASMANIA & OVERSEAS

Executive Summary of DVA Beneficiaries in Receipt of Pension(s), Allowance(s) or Health Care Under the Veterans' Entitlements Act 1986

BENEFICIARY CATEGORY	ACTUAL DATA											FORECAST DATA										
	June 2000	June 2001	June 2002	June 2003	June 2004	June 2005	June 2006	June 2007	June 2008	June 2009	June 2010	June 2011	June 2012	June 2013	June 2014	June 2015	June 2016	June 2017	June 2018	June 2019	June 2020	
Veterans :																						
Disability Pensioners in Payment (DP)	n/a	n/a	5,983	5,833	5,704	5,476	5,364	5,119	4,948	4,831	4,600	4,400	4,200	4,000	3,800	3,700	3,500	3,400	3,300	3,200	3,100	
Age Pension Veterans (APV) (Included Above)	n/a	n/a	67	64	60	57	92	87	83	76	70	60	60	50	50	40	40	30	30	20	20	
Service Pension Veterans (SPV)	n/a	n/a	6,614	6,293	5,877	5,469	5,104	4,727	4,463	4,226	3,900	3,600	3,300	3,000	2,700	2,500	2,300	2,100	1,900	1,700	1,600	
Overlap Between DPs and SPVs	n/a	n/a	3,780	3,642	3,468	3,301	3,160	2,951	2,833	2,726	2,600	2,400	2,300	2,100	2,000	1,900	1,800	1,700	1,600	1,500	1,500	
Treatment / Pharmaceutical Cards or Allowances Only Recipients	n/a	n/a	683	691	681	607	580	581	508	499	470	440	420	390	370	340	320	310	290	280	260	
Total Veterans	n/a	n/a	9,500	9,175	8,794	8,251	7,888	7,476	7,086	6,830	6,400	6,000	5,700	5,300	4,900	4,600	4,300	4,100	3,900	3,700	3,500	
Dependants :																						
Service Pension Dependants (SPD)	n/a	n/a	5,105	4,935	4,705	4,468	4,241	3,955	3,805	3,635	3,400	3,200	2,900	2,700	2,500	2,300	2,100	1,900	1,800	1,600	1,500	
War Widow(er)s (WW)	n/a	n/a	4,017	4,031	4,064	4,028	3,956	3,869	3,747	3,643	3,500	3,400	3,300	3,100	3,000	2,800	2,600	2,500	2,300	2,100	2,000	
Orphans (O)	n/a	n/a	15	15	17	12	15	11	11	8	10	10	10	10	10	10	10	10	10	10	10	
Children of Disabled Veterans (DC)	n/a	n/a	10	5	5	4	3	3	2	0	0	0	0	0	0	0	0	0	0	0	0	
Adequate Means of Support (AMS) (a)	n/a	n/a	32	32	31	30	27	26	25	25	20	20	20	20	20	20	20	20	20	20	20	
Disability Pension Wives / Widow(er)s (DPD)	n/a	n/a	2,169	1,998	1,830	1,669	1,528	1,377	1,279	1,162	0	0	0	0	0	0	0	0	0	0	0	
Commonwealth Seniors Health Cards (CSHC)	n/a	n/a	54	54	54	93	119	136	105	98	100	100	100	90	80	80	70	60	50	50	40	
Age Pension Partners (APP)	n/a	n/a	39	37	38	34	61	57	53	49	40	40	40	40	40	40	30	30	30	30	20	
Overlap Between Dependant Categories	n/a	n/a	n/a	1,221	1,112	1,185	1,133	1,030	972	871	740	700	660	620	580	540	500	460	420	390	360	
DFISA Dependants Only						237	225	219	235	817	180	160	150	140	140	130	130	130	130	140	140	
Other Allowances or Benefits Only						17	10	31	1	3	0	0	0	0	0	0	0	0	0	0	0	
Total Dependants	n/a	n/a	10,131	9,886	9,632	9,407	9,052	8,654	8,291	8,569	6,600	6,200	5,900	5,500	5,200	4,800	4,500	4,200	3,900	3,600	3,300	
Overlap Between Total Veterans and Dependants	n/a	n/a	268	255	262	249	252	230	212	185	170	160	150	140	130	120	110	110	100	90	90	
Beneficiaries - Net Total	n/a	n/a	19,364	18,806	18,164	17,409	16,688	15,900	15,165	15,214	12,800	12,100	11,400	10,700	10,000	9,300	8,700	8,100	7,600	7,100	6,700	



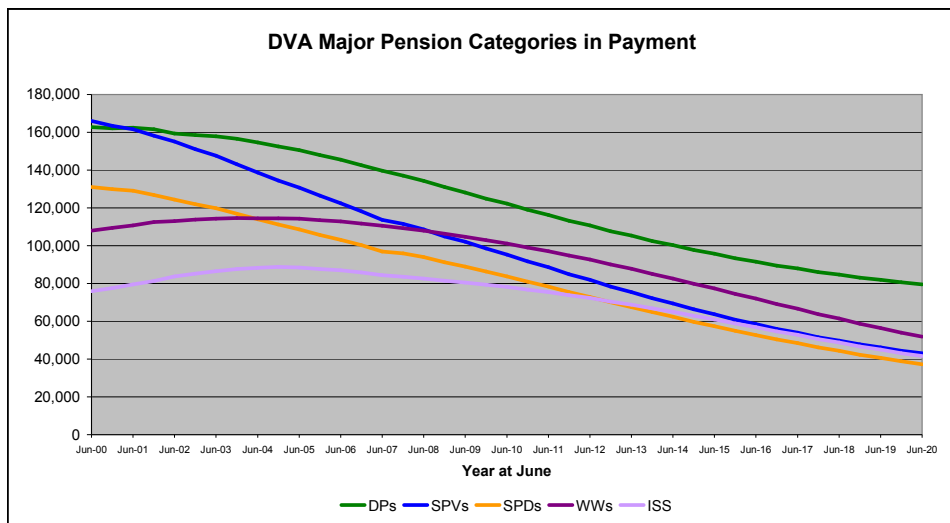
Date of Most Recent Actual Data : 3 July 2009
 Date When This Version is Current : 10 August 2009

Continued next page

DVA PROJECTED BENEFICIARY NUMBERS WITH ACTUALS TO 30 JUNE 2009 - TASMANIA & OVERSEAS

Executive Summary of DVA Beneficiaries in Receipt of Pension(s), Allowance(s) or Health Care Under the Veterans' Entitlements Act 1986

BENEFICIARY CATEGORY (Subsets of Net Total Beneficiaries on Previous Page)	ACTUAL DATA										FORECAST DATA										
	June 2000	June 2001	June 2002	June 2003	June 2004	June 2005	June 2006	June 2007	June 2008	June 2009	June 2010	June 2011	June 2012	June 2013	June 2014	June 2015	June 2016	June 2017	June 2018	June 2019	June 2020
Total Income Support Beneficiaries (a)	n/a	n/a	14,892	14,442	13,854	13,754	13,085	12,351	11,833	11,922	11,200	10,500	9,900	9,200	8,500	7,900	7,300	6,700	6,200	5,800	5,400
Total Disability Compensation Beneficiaries (b)	n/a	n/a	12,141	11,835	11,573	11,148	10,820	10,339	9,945	9,613	8,300	8,000	7,600	7,200	6,800	6,500	6,100	5,800	5,500	5,200	4,900
Health Treatment Card Holders :																					
Gold Card Holders	n/a	n/a	10,012	9,741	9,450	9,050	8,636	8,219	7,804	7,453	7,100	6,700	6,400	6,000	5,700	5,300	5,000	4,700	4,400	4,100	3,900
White Card Holders	n/a	n/a	1,363	1,354	1,389	1,328	1,352	1,304	1,292	1,295	1,300	1,300	1,300	1,300	1,300	1,300	1,300	1,300	1,300	1,200	1,200
Total Health Treatment Card Holders	n/a	n/a	11,375	11,095	10,839	10,378	9,988	9,523	9,096	8,748	8,400	8,100	7,700	7,300	7,000	6,600	6,300	5,900	5,600	5,400	5,100
Other Categories of Interest:																					
Income Support Supplement (ISS)	n/a	n/a	2,940	2,993	3,061	3,108	3,025	2,942	2,858	2,791	2,700	2,700	2,600	2,500	2,300	2,200	2,100	1,900	1,800	1,700	1,600
Total Age Pensioners (AP)	n/a	n/a	106	101	98	91	153	144	136	125	110	110	100	90	80	70	60	60	60	50	40
Total Commonwealth Seniors Health Cards (CSHC)	n/a	n/a	126	120	113	176	209	232	183	178	180	180	180	170	150	140	120	110	90	80	70
Repatriation Pharmaceutical Benefits Cards (RPBC)			634	610	577	516	470	417	373	346	310	270	240	210	190	170	150	130	110	90	80
DFISA Total						514	487	473	511	1,075	420	390	360	340	330	320	320	320	320	330	330

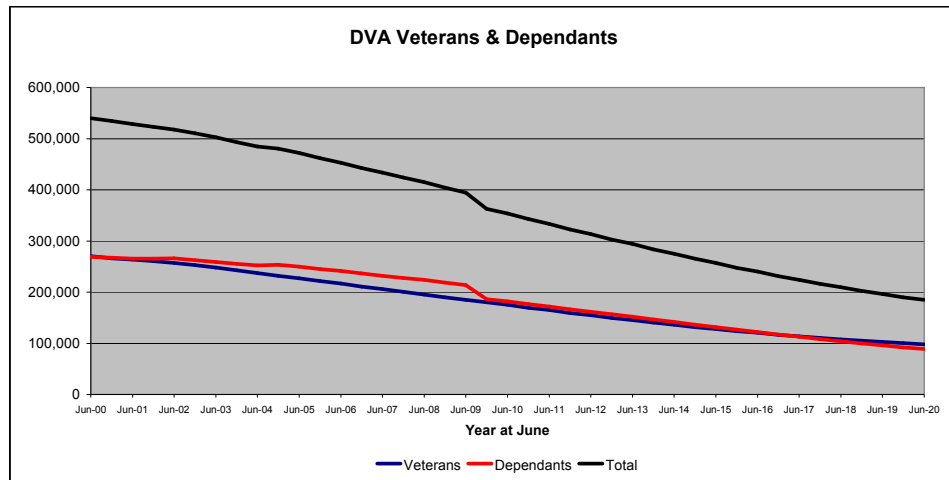


Date of Most Recent Actual Data : 3 July 2009
 Date When This Version is Current : 10 August 2009

DVA PROJECTED BENEFICIARY NUMBERS WITH ACTUALS TO 30 JUNE 2009 - NORTHERN TERRITORY

Executive Summary of DVA Beneficiaries in Receipt of Pension(s), Allowance(s) or Health Care Under the Veterans' Entitlements Act 1986

BENEFICIARY CATEGORY	ACTUAL DATA											FORECAST DATA										
	June 2000	June 2001	June 2002	June 2003	June 2004	June 2005	June 2006	June 2007	June 2008	June 2009	June 2010	June 2011	June 2012	June 2013	June 2014	June 2015	June 2016	June 2017	June 2018	June 2019	June 2020	
Veterans :																						
Disability Pensioners in Payment (DP)	n/a	n/a	828	901	906	905	910	873	853	825	840	850	850	860	870	880	880	890	890	900	900	
Age Pension Veterans (APV) (Included Above)	n/a	n/a	4	5	4	3	3	2	2	2	0	0	0	0	0	0	0	0	0	0	0	
Service Pension Veterans (SPV)	n/a	n/a	348	370	372	381	370	364	350	330	330	330	330	320	310	310	300	290	280	270	270	
Overlap Between DPs and SPVs	n/a	n/a	183	207	219	229	231	229	219	208	200	180	170	160	150	140	140	130	120	120	110	
Treatment / Pharmaceutical Cards or Allowances Only Recipients	n/a	n/a	140	136	133	120	116	119	111	110	100	100	90	90	80	80	70	70	60	60	60	
Total Veterans	n/a	n/a	1,133	1,200	1,192	1,177	1,165	1,127	1,095	1,057	1,100	1,100	1,100	1,100	1,100	1,100	1,100	1,100	1,100	1,100	1,100	
Dependants :																						
Service Pension Dependents (SPD)	n/a	n/a	211	224	244	245	237	220	220	213	210	200	200	190	180	170	170	160	150	140	140	
War Widow(er)s (WW)	n/a	n/a	152	162	169	162	170	161	167	160	160	160	160	160	160	160	160	160	160	160	160	
Orphans (O)	n/a	n/a	1	2	1	0	0	0	0	1	0	0	0	0	0	0	0	0	0	0	0	
Children of Disabled Veterans (DC)	n/a	n/a	4	4	3	3	2	1	0	1	0	0	0	0	0	0	0	0	0	0	0	
Adequate Means of Support (AMS) (a)	n/a	n/a	1	1	1	1	1	1	1	1	0	0	0	0	0	0	0	0	0	0	0	
Disability Pension Wives / Widow(er)s (DPD)	n/a	n/a	99	95	86	75	64	66	62	51	0	0	0	0	0	0	0	0	0	0	0	
Commonwealth Seniors Health Cards (CSHC)	n/a	n/a	6	6	5	15	21	21	18	17	20	20	20	20	20	20	20	20	10	10	10	
Age Pension Partners (APP)	n/a	n/a	3	5	4	4	3	3	3	3	0	0	0	0	0	0	0	0	0	0	0	
Overlap Between Dependant Categories	n/a	n/a	n/a	40	40	54	52	54	52	42	40	30	30	30	30	30	20	20	20	20	20	
DFISA Dependents Only						16	18	19	19	20	20	20	10	10	10	10	10	10	10	10	10	
Other Allowances or Benefits Only						1	1	2	1	2	0	0	0	0	0	0	0	0	0	0	0	
Total Dependents	n/a	n/a	438	459	473	468	465	440	439	427	380	370	360	360	350	340	330	330	320	310	310	
Overlap Between Total Veterans and Dependents	n/a	n/a	6	8	9	9	10	8	7	6	10	10	0	0	0	0	0	0	0	0	0	
Beneficiaries - Net Total	n/a	n/a	1,565	1,651	1,656	1,636	1,620	1,559	1,527	1,478	1,450	1,460	1,460	1,470	1,460	1,460	1,450	1,450	1,440	1,430	1,430	



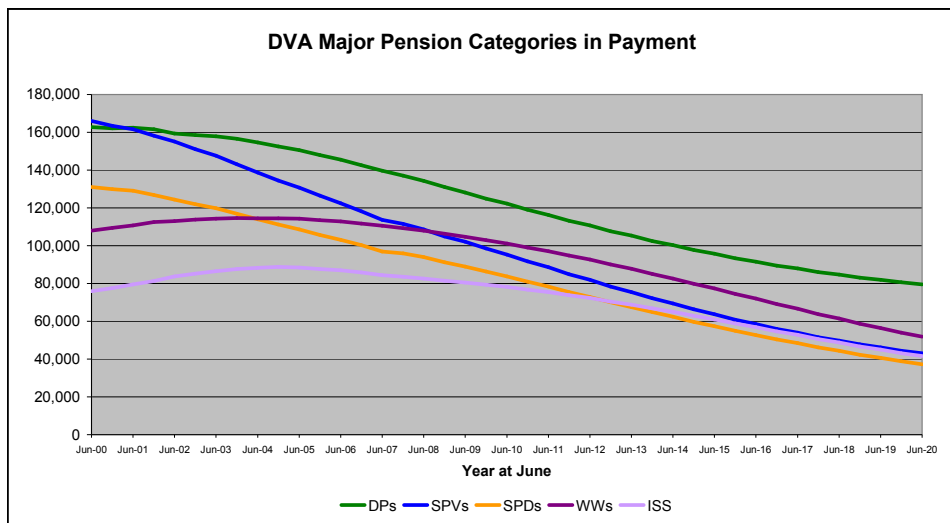
Date of Most Recent Actual Data : 3 July 2009
Date When This Version is Current : 10 August 2009

Continued next page

DVA PROJECTED BENEFICIARY NUMBERS WITH ACTUALS TO 30 JUNE 2009 - NORTHERN TERRITORY

Executive Summary of DVA Beneficiaries in Receipt of Pension(s), Allowance(s) or Health Care Under the Veterans' Entitlements Act 1986

BENEFICIARY CATEGORY (Subsets of Net Total Beneficiaries on Previous Page)	ACTUAL DATA										FORECAST DATA										
	June 2000	June 2001	June 2002	June 2003	June 2004	June 2005	June 2006	June 2007	June 2008	June 2009	June 2010	June 2011	June 2012	June 2013	June 2014	June 2015	June 2016	June 2017	June 2018	June 2019	June 2020
Total Income Support Beneficiaries (a)	n/a	n/a	663	708	732	786	786	752	744	712	670	630	590	550	510	470	440	400	370	350	320
Total Disability Compensation Beneficiaries (b)	n/a	n/a	1,082	1,162	1,162	1,142	1,143	1,098	1,079	1,034	900	860	820	780	740	700	660	620	590	560	530
Health Treatment Card Holders :																					
Gold Card Holders	n/a	n/a	528	579	591	599	621	614	597	567	580	590	590	600	610	610	620	630	640	650	660
White Card Holders	n/a	n/a	667	698	693	673	649	614	606	598	590	590	580	580	580	570	570	560	560	550	550
Total Health Treatment Card Holders	n/a	n/a	1,195	1,277	1,284	1,272	1,270	1,228	1,203	1,165	1,170	1,170	1,180	1,180	1,180	1,190	1,190	1,200	1,200	1,200	1,210
Other Categories of Interest:																					
Income Support Supplement (ISS)	n/a	n/a	79	85	93	88	91	84	90	88	100	100	100	100	100	100	100	100	100	100	100
Total Age Pensioners (AP)	n/a	n/a	7	10	8	7	6	5	5	5	0	0	0	0	0	0	0	0	0	0	0
Total Commonwealth Seniors Health Cards (CSHC)	n/a	n/a	18	19	15	26	36	34	33	28	30	40	40	50	40	40	40	30	30	20	20
Repatriation Pharmaceutical Benefits Cards (RPBC)			47	48	46	40	33	26	24	21	20	20	20	20	20	20	20	20	20	20	20
DFISA Total						44	51	48	49	51	50	40	40	30	30	30	30	30	20	20	20

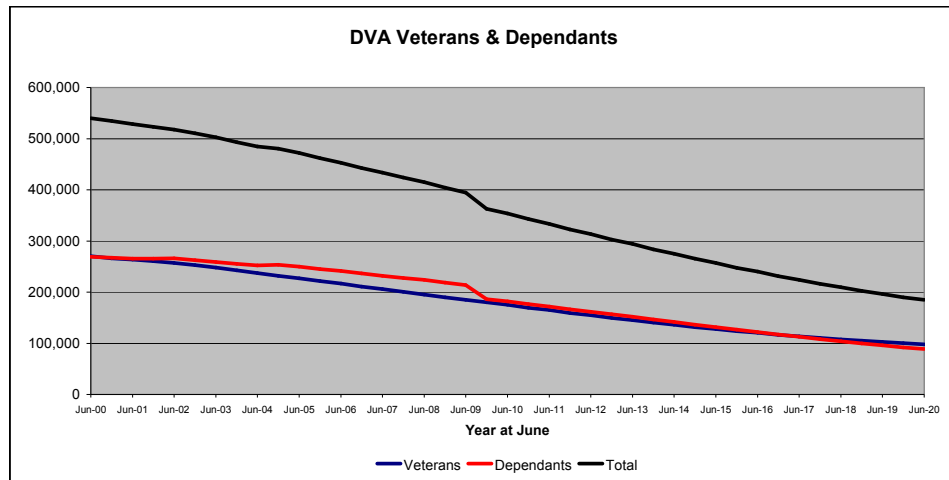


Date of Most Recent Actual Data : 3 July 2009
 Date When This Version is Current : 10 August 2009

DVA PROJECTED BENEFICIARY NUMBERS WITH ACTUALS TO 30 JUNE 2009 - AUSTRALIAN CAPITAL TERRITORY

Executive Summary of DVA Beneficiaries in Receipt of Pension(s), Allowance(s) or Health Care Under the Veterans' Entitlements Act 1986

BENEFICIARY CATEGORY	ACTUAL DATA											FORECAST DATA										
	June 2000	June 2001	June 2002	June 2003	June 2004	June 2005	June 2006	June 2007	June 2008	June 2009	June 2010	June 2011	June 2012	June 2013	June 2014	June 2015	June 2016	June 2017	June 2018	June 2019	June 2020	
Veterans :																						
Disability Pensioners in Payment (DP)	n/a	n/a	3,515	3,405	3,394	3,441	3,439	3,388	3,336	3,259	3,200	3,200	3,100	3,100	3,100	3,000	3,000	3,000	3,000	3,000	3,000	3,000
Age Pension Veterans (APV) (Included Above)	n/a	n/a	29	27	25	29	33	28	31	24	20	20	20	20	20	20	20	10	10	10	10	10
Service Pension Veterans (SPV)	n/a	n/a	1,435	1,312	1,259	1,235	1,192	1,135	1,122	1,100	1,070	1,040	1,000	960	920	870	830	780	740	710	670	670
Overlap Between DPs and SPVs	n/a	n/a	855	796	776	778	769	733	726	722	680	640	600	570	530	500	470	450	430	410	390	390
Treatment / Pharmaceutical Cards or Allowances Only Recipients	n/a	n/a	939	949	931	887	868	825	795	789	750	700	660	620	580	550	510	480	460	440	420	420
Total Veterans	n/a	n/a	5,035	4,870	4,808	4,785	4,730	4,615	4,527	4,426	4,400	4,300	4,200	4,100	4,000	4,000	3,900	3,800	3,800	3,700	3,700	
Dependants :																						
Service Pension Dependants (SPD)	n/a	n/a	1,236	1,155	1,120	1,097	1,063	1,027	1,034	1,022	990	960	910	870	820	770	730	680	640	590	560	560
War Widow(er)s (WW)	n/a	n/a	1,422	1,318	1,351	1,390	1,372	1,412	1,407	1,345	1,310	1,270	1,230	1,190	1,140	1,090	1,050	1,000	960	920	880	880
Orphans (O)	n/a	n/a	9	10	8	6	6	3	6	6	10	10	10	0	0	0	0	0	0	0	0	0
Children of Disabled Veterans (DC)	n/a	n/a	28	15	12	11	10	8	5	2	1	0	0	0	0	0	0	0	0	0	0	0
Adequate Means of Support (AMS) (a)	n/a	n/a	7	7	7	7	6	6	6	6	10	10	10	10	10	10	10	10	10	10	10	10
Disability Pension Wives / Widow(er)s (DPD)	n/a	n/a	712	632	594	557	524	489	448	413	0	0	0	0	0	0	0	0	0	0	0	0
Commonwealth Seniors Health Cards (CSHC)	n/a	n/a	103	101	106	136	140	162	148	140	140	140	140	130	130	120	120	110	100	90	80	80
Age Pension Partners (APP)	n/a	n/a	22	22	19	21	26	20	23	18	20	20	20	20	10	10	10	10	10	10	10	10
Overlap Between Dependant Categories	n/a	n/a	n/a	259	239	326	316	312	296	280	240	230	210	200	190	170	160	150	140	120	110	110
DFISA Dependants Only						144	138	132	143	115	100	90	80	80	80	80	80	80	80	80	90	90
Other Allowances or Benefits Only						6	3	6	5	2	0	0	0	0	0	0	0	0	0	0	0	0
Total Dependants	n/a	n/a	3,260	3,001	2,978	3,049	2,972	2,953	2,929	2,789	2,300	2,300	2,200	2,100	2,000	1,900	1,800	1,700	1,700	1,600	1,500	
Overlap Between Total Veterans and Dependants	n/a	n/a	80	75	73	70	71	70	75	73	70	60	60	50	50	50	40	40	40	40	30	
Beneficiaries - Net Total	n/a	n/a	8,215	7,796	7,713	7,764	7,631	7,498	7,381	7,142	6,600	6,500	6,300	6,200	6,000	5,800	5,700	5,500	5,400	5,300	5,100	



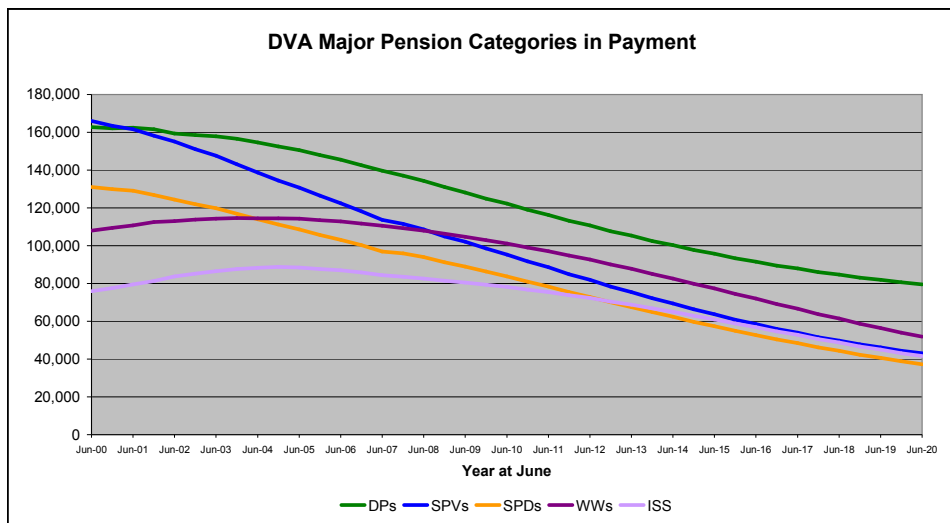
Date of Most Recent Actual Data : 3 July 2009
Date When This Version is Current : 10 August 2009

Continued next page

DVA PROJECTED BENEFICIARY NUMBERS WITH ACTUALS TO 30 JUNE 2009 - AUSTRALIAN CAPITAL TERRITORY

Executive Summary of DVA Beneficiaries in Receipt of Pension(s), Allowance(s) or Health Care Under the Veterans' Entitlements Act 1986

BENEFICIARY CATEGORY (Subsets of Net Total Beneficiaries on Previous Page)	ACTUAL DATA										FORECAST DATA										
	June 2000	June 2001	June 2002	June 2003	June 2004	June 2005	June 2006	June 2007	June 2008	June 2009	June 2010	June 2011	June 2012	June 2013	June 2014	June 2015	June 2016	June 2017	June 2018	June 2019	June 2020
Total Income Support Beneficiaries (a)	n/a	n/a	3,651	3,359	3,303	3,581	3,493	3,447	3,432	3,290	3,100	2,900	2,700	2,500	2,400	2,200	2,000	1,900	1,700	1,600	1,500
Total Disability Compensation Beneficiaries (b)	n/a	n/a	5,666	5,362	5,343	5,390	5,335	5,285	5,184	5,005	4,300	4,200	4,000	3,800	3,600	3,400	3,200	3,000	2,800	2,700	2,600
Health Treatment Card Holders :																					
Gold Card Holders	n/a	n/a	3,646	3,566	3,557	3,559	3,496	3,485	3,419	3,284	3,200	3,100	3,100	3,000	2,900	2,800	2,800	2,700	2,600	2,600	2,500
White Card Holders	n/a	n/a	2,359	2,288	2,262	2,284	2,281	2,247	2,224	2,212	2,200	2,100	2,100	2,100	2,100	2,000	2,000	2,000	2,000	2,000	2,000
Total Health Treatment Card Holders	n/a	n/a	6,005	5,854	5,819	5,843	5,777	5,732	5,643	5,496	5,400	5,300	5,200	5,000	4,900	4,800	4,800	4,700	4,600	4,600	4,500
Other Categories of Interest:																					
Income Support Supplement (ISS)	n/a	n/a	665	586	617	628	624	647	637	593	600	610	620	620	620	610	610	600	590	590	590
Total Age Pensioners (AP)	n/a	n/a	51	49	44	50	59	48	54	42	40	40	40	30	30	30	30	30	20	20	20
Total Commonwealth Seniors Health Cards (CSHC)	n/a	n/a	264	257	263	306	312	351	326	309	300	290	280	270	260	240	220	200	180	160	150
Repatriation Pharmaceutical Benefits Cards (RPBC)			265	252	244	222	210	192	176	155	140	120	100	80	70	50	40	30	30	20	10
DFISA Total						310	297	282	308	263	240	220	210	200	200	190	190	200	200	210	220



Date of Most Recent Actual Data : 3 July 2009
 Date When This Version is Current : 10 August 2009